



YAMAHA

PARTS LIST

MODEL RD250 ('76)
(TYPE 1A2)

MODEL RD400 ('76)
(TYPE 1A3)

FOR EUROPE

YAMAHA MOTOR CO., LTD.

COPY RIGHT: ALL RIGHTS RESERVED

NO PART OF THIS PUBLICATION MAY BE REPRODUCED WITHOUT PERMISSION.



RD250



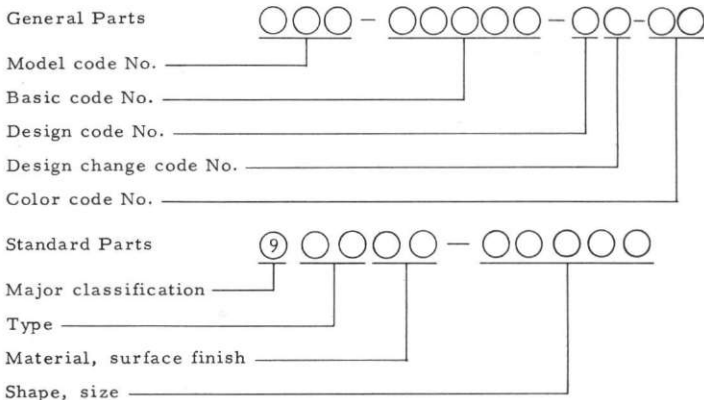
RD400

FOREWORD

This Parts List relates to the Parts in use for the YAMAHA SPORTS RD250, RD400. When you ordering replacement parts for RD250, RD400, refer to this Parts List and quote both parts numbers and part names correctly.

1. Structure of Part No.

Yamaha parts are divided largely into two categories; general parts and standard parts, and each part No. has the following structure:



Note: Every standard No. begins with 9.

2. How to Use this Parts List

- (1) Except for steel balls (whose size is indicated in inches), the size of all parts is indicated in millimeters in the following manner.

Hose (rubber or vinyl) Inside diameter - length

O-ring Section area - inside diameter

Washer, shim, collar Inside diameter - outside diameter - thickness (length)

- (2) Parts, which are to be supplied in the form of assemblies, are listed with an indentation of one letter's space, and a dot (.) is put

against the name of each part. If any two different assemblies (e. g., right and left side components) consist of almost the same type components, these two assemblies are listed in two lines, and then the names of component parts are listed in the subsequent lines with an indentation as mentioned earlier. The quantity of parts is given in the following manner; that is, in the case of parts being the same in type between the right and left, a total quantity of parts is given. On the other hand, if the right and left side parts are different in type, the quantity of part(s) on each side is given.

Example

Description	Q'ty
CARBURETOR ASS'Y, left	1
CARBURETOR ASS'Y, right	1
. JET, pilot	2
. NOZZLE, main	2
:	
:	
:	
. LEVER, starter, left	1
. LEVER, starter, right	1

(3) Key to Symbols

U. R.	Use size (thickness) and/or number as required
U. N.	Use as many as you need
T	Number of teeth in a gear
V	Voltage for light bulbs
S	"S" type oil seal or "S" type circlip
SD	"SD" type oil seal
SO	"SO" type oil seal
SW	"SW" type oil seal
E	"E" type circlip
R	"R" type circlip
F/No.	Frame No. (Applicable machine No.)

- (4) The parts marked with "X" in your country column are exclusive for your country, therefore, you should place an order only those parts. Meanwhile, the other parts are common for all European countries, and then we do not mention the names of countries.
- (5) The parts marked with * in the remark column of this list are not supplied with by Yamaha, those have to be found locally.
- (6) Please be advised that we supply you with Head Lamp Unit Ass'y, Tail Lamp Unit Ass'y and Flasher Lamp Ass'y without bulbs.
- (7) The right and left in relation to parts are determined on the basis of the rider facing toward the front.
- (8) This Parts List is based on the model in the production line on Dec., 15, 1975. Accordingly, if any modifications which have been made to parts will be announced in the Yamaha Parts News. It is advisable that according to the Yamaha Parts News, you will make necessary corrections to the Parts List on hand to keep it up-to dated.

CONTENTS

ENGINE

Fig. 1	Cylinder Head · Cylinder	1
Fig. 2	Crankcase	3
Fig. 3	Crankcase Cover	5
Fig. 4	Crank · Piston	7
Fig. 5	Clutch	13
Fig. 6	Transmission	17
Fig. 7	Shifter 1	21
Fig. 8	Shifter 2	25
Fig. 9	Kick Starter	27
Fig. 10	Tachometer Gear	29
Fig. 11	Intake	31
Fig. 12	Carburetor	35
Fig. 13	Exhaust	41
Fig. 14	Oil Pump	45
Fig. 15	A.C. Generator	49

CHASSIS

Fig. 16	Frame	55
Fig. 17	Side Cover · Box	59
Fig. 18	Rear Arm · Rear Cushion · Chain Case	61
Fig. 19	Stand · Footrest	63
Fig. 20	Brake Pedal (RD250 : Except W. GERMANY)	67
Fig. 21	Brake Pedal · Master Cylinder (RD250 : Exclusive for W. GERMANY) (RD400 : STD)	69
Fig. 22	Front Fender · Rear Fender	73
Fig. 23	Front Fork	77
Fig. 24	Steering	81
Fig. 25	Handle · Wire	83
Fig. 26	Master Cylinder · Brake Hose	85
Fig. 27	Fuel Tank	89

Fig. 28	Oil Tank	93
Fig. 29	Seat	95
Fig. 30	Front Wheel (RD250 : Spoke Wheel Type)	97
Fig. 31	Front Wheel (RD400 : Casting Wheel Type)	101
Fig. 32	Front Wheel (RD400 : Spoke Wheel Type (ALTERNATE PARTS ENGLAND Only) ..	103
Fig. 33	Front Disk Brake · Caliper	107
Fig. 34	Rear Wheel (RD250 : Drum Brake/Spoke Wheel Type) (Except W. GERMANY)	109
Fig. 35	Rear Wheel (RD250 : Disk Brake/Spoke Wheel Type) (Exclusive for W. GERMANY)	115
Fig. 36	Rear Wheel (RD400 : Casting Wheel Type)	119
Fig. 37	Rear Wheel (RD400 : Spoke Wheel Type (ALTERNATE PARTS ENGLAND Only) ..	123
Fig. 38	Rear Disk Brake · Caliper (RD250 : Exclusive for W. GERMANY) (RD400 : STD)	127
Fig. 39	Head Lamp 1	129
Fig. 40	Head Lamp 2	131
Fig. 41	Head Lamp 3	133
Fig. 42	Speedometer · Tachometer	137
Fig. 43	Tail Lamp	141
Fig. 44	Flasher Lamp 1	145
Fig. 45	Flasher Lamp 2	147
Fig. 46	Electrical	149

REPAIR KIT

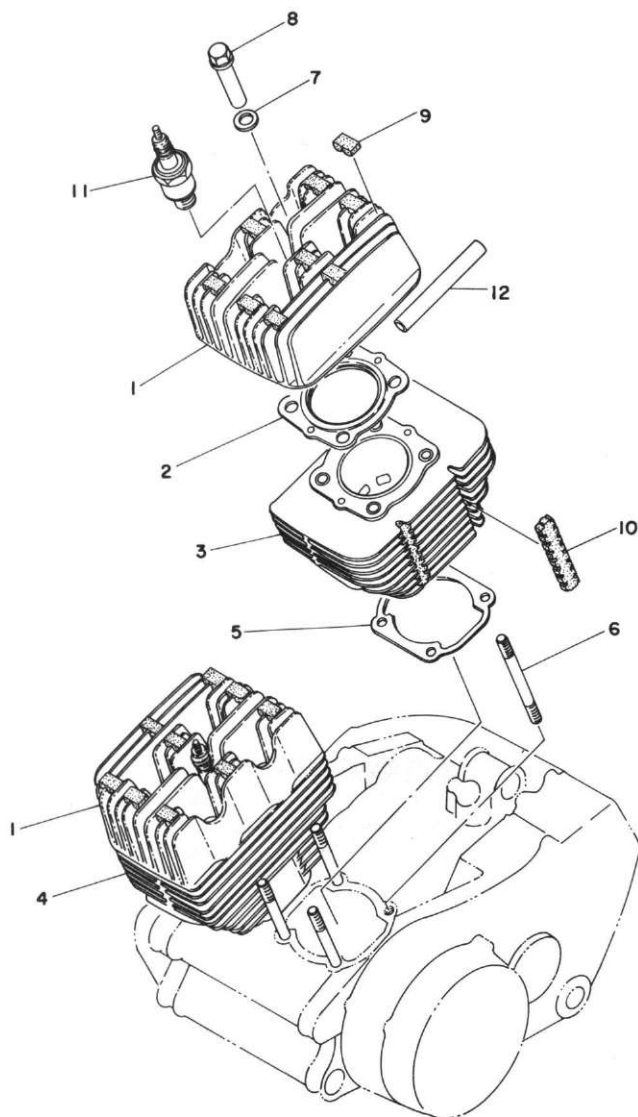
Fig. 47	Repair Kit	155
---------	------------------	-----

NUMERICAL INDEX

ENGINE



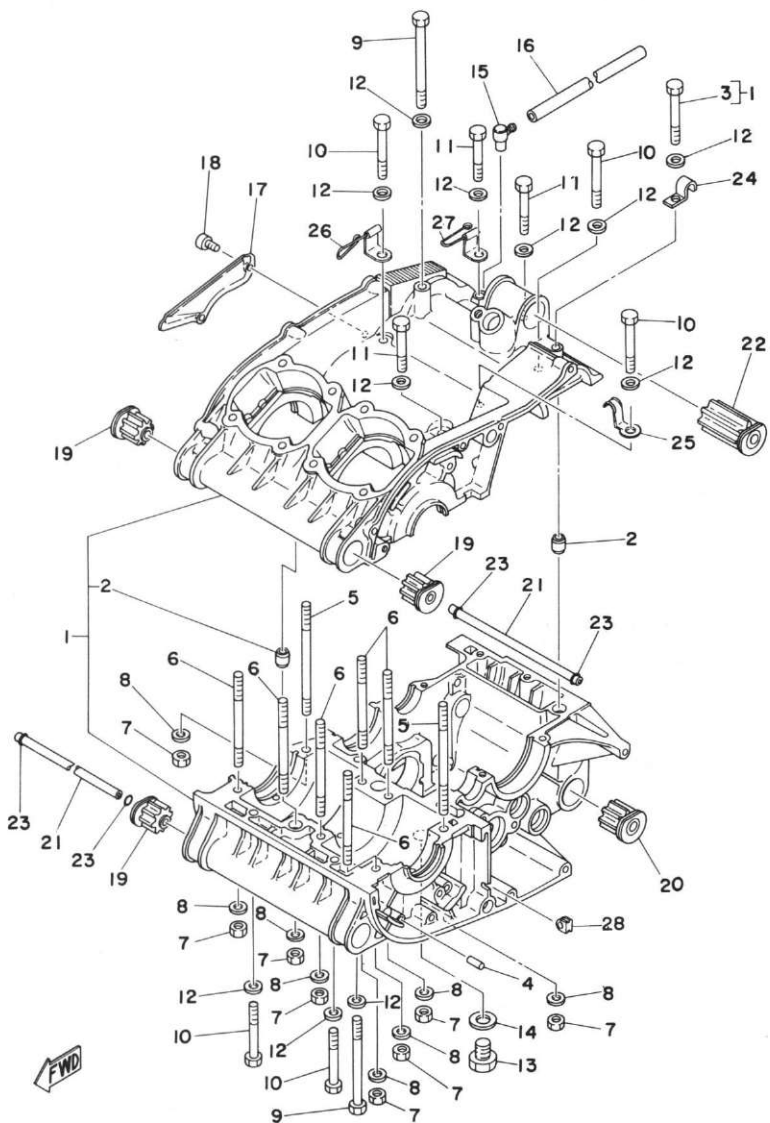
Fig. 1 CYLINDER HEAD · CYLINDER



CYLINDER HEAD · CYLINDER

Ref. No.	Parts No.	Description	Q'ty												Remarks			
				250	400	FRANCE	HOLLAND	GERMANY	SWITZERLAND	BRITAIN	SWEDEN	FINLAND	DENMARK	NORWAY		AUSTRIA	ENGLAND	ITALY
1- 1	1A2-11111-00	HEAD, cylinder	2	x	x	x	x	x	x	x	x	x	x	x	x	x	x	
	1A3-11111-01	HEAD, cylinder	2	x	x	x	x	x	x	x	x	x	x	x	x	x	x	
1- 2	1A0-11181-00	GASKET, cylinder head	2	x	x	x	x	x	x	x	x	x	x	x	x	x	x	
	1N9-11181-00	GASKET, cylinder head	2			x												
	1A1-11181-00	GASKET, cylinder head	2	x	x	x	x	x	x	x	x	x	x	x	x	x	x	
1- 3	1A2-11311-00	CYLINDER, left	1	x	x	x	x	x	x	x	x	x	x	x	x	x	x	
	1A3-11311-00	CYLINDER, left	1	x	x	x	x	x	x	x	x	x	x	x	x	x	x	
1- 4	1A2-11321-00	CYLINDER, right	1	x	x	x	x	x	x	x	x	x	x	x	x	x	x	
	1A3-11321-00	CYLINDER, right	1	x	x	x	x	x	x	x	x	x	x	x	x	x	x	
1- 5	278-11351-01	GASKET, cylinder	2	2	x	x	x	x	x	x	x	x	x	x	x	x	x	
1- 6	90116-08065	BOLT, stud (276-11361-00)..	8	8	x	x	x	x	x	x	x	x	x	x	x	x	x	
	90116-08232	BOLT, stud	8	8	x	x	x	x	x	x	x	x	x	x	x	x	x	
1- 7	90201-12362	WASHER, plate (278-11175-00)	8	8	x	x	x	x	x	x	x	x	x	x	x	x	x	
1- 8	90179-08026	NUT (278-11171-00)	8	8	x	x	x	x	x	x	x	x	x	x	x	x	x	
1- 9	521-11161-01	ABSORBER 1	18	18	x	x	x	x	x	x	x	x	x	x	x	x	x	
	521-11161-01	ABSORBER 1	18	24						x								
1-10	1A0-11162-02	ABSORBER 2	4	4	x	x	x	x	x	x	x	x	x	x	x	x	x	
1-11	94701-00045	PLUG, spark (B-8ES)	2	2	x	x	x	x	x	x	x	x	x	x	x	x	x	
	94701-00044	PLUG, spark (B-7ES)	2	2													x	
1-12	1A3-11161-10	ABSORBER 1	4	4						x								

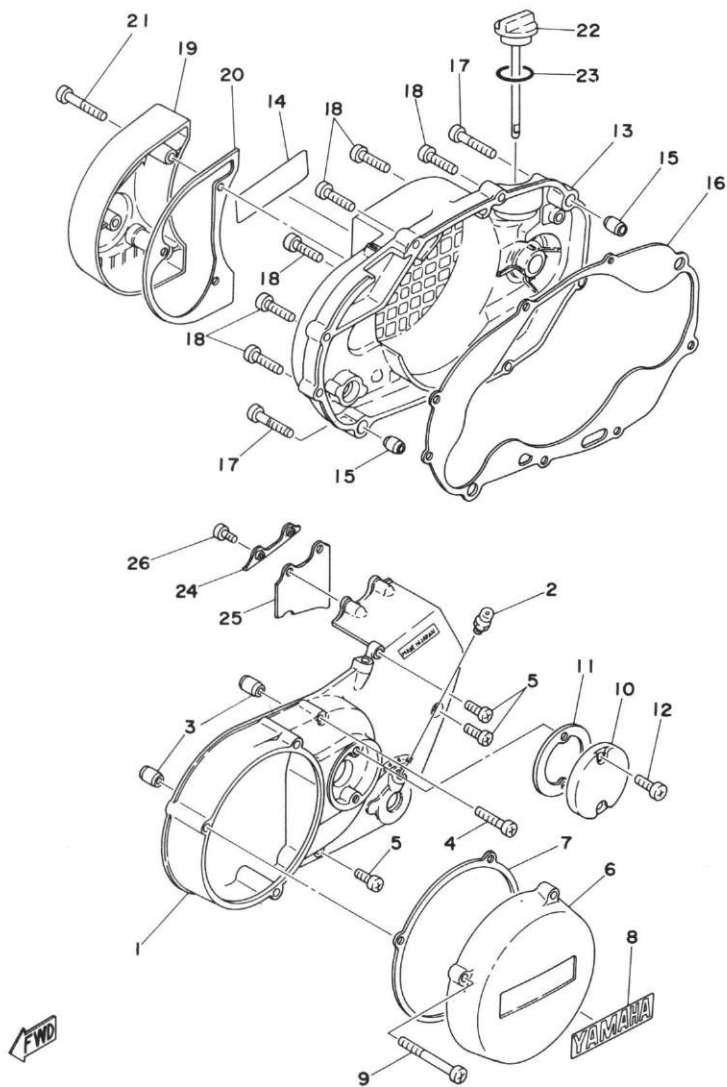
Fig. 2 CRANKCASE



CRANKCASE

Ref. No.	Parts No.	Description	Q'ty		Remarks
			250	400	
2- 1	1A0-15100-01	CRANKCASE ASS'Y	1		
	1A1-15100-01	CRANKCASE ASS'Y	1		
2- 2	91830-22016	. PIN, dowel (8.4-12-16)	2	2	
2- 3	97321-06055	. BOLT, hexagon	1	1	
2- 4	93603-14026	PIN, dowel (3-14)	1	1	
2- 5	90116-08232	BOLT, stud	2	2	
2- 6	90116-08064	BOLT, stud (248-11361-00)	6	6	
2- 7	95301-08600	NUT, hexagon	8	8	
2- 8	92901-08200	WASHER, plain	8	8	
2- 9	97321-06090	BOLT, hexagon	1	2	
2-10	97321-06055	BOLT, hexagon	3	5	
2-11	97321-06045	BOLT, hexagon	3	3	
2-12	92901-06200	WASHER, plain	8	11	
2-13	90340-14034	PLUG, drain (431-15351-00)	1	1	
2-14	137-15353-00	GASKET, drain plug (14-21-1.5)	1	1	
2-15	498-15371-00	BREATHER	1	1	
2-16	90446-07008	HOSE (248-15373-00 5-150)	1	1	
2-17	278-15492-01	COVER	1	1	
2-18	98501-05010	SCREW, panhead	2	2	
2-19	1A1-15316-00	DAMPER, engine mount	4		
2-20	1A1-15326-00	DAMPER, engine mount	2		
2-21	1A1-15317-00	SPACER, engine mount	2		
2-22	1A1-15336-00	DAMPER, engine mount	2		
2-23	93210-11073	O-RING (2.4-10.8)	4		
2-24	90462-05004	CLAMP (278-15485-00)	1	1	
2-25	90462-06025	CLAMP	1	1	
2-26	90465-06093	CLAMP	1	1	
2-27	90465-06094	CLAMP	1	1	
2-28	90480-01148	GROMMET (136-82545-00)	1	1	

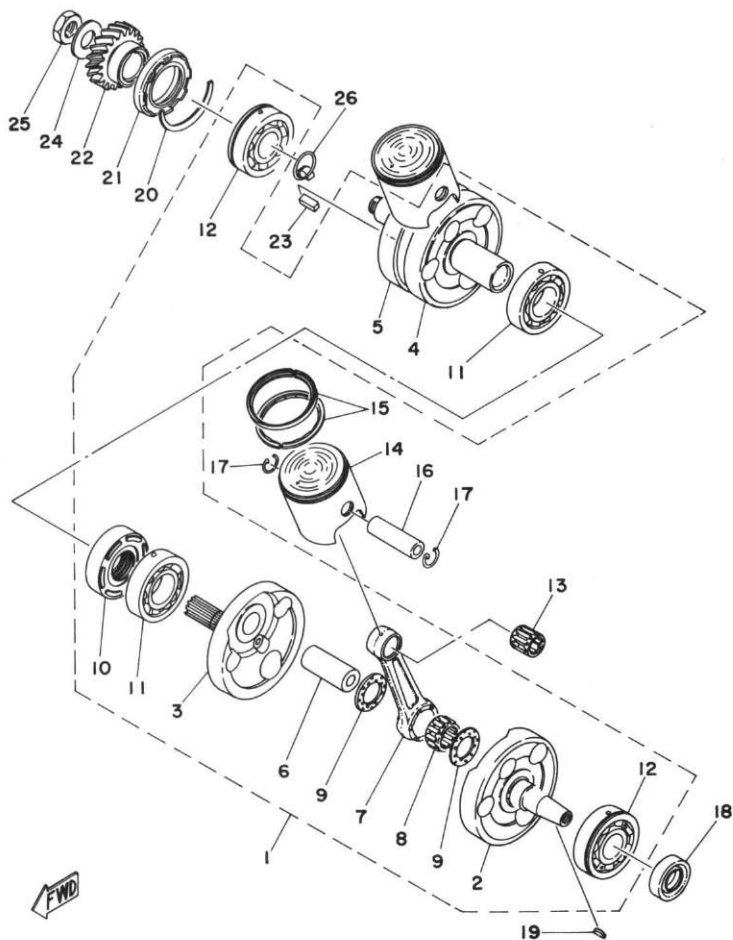
Fig. 3 CRANKCASE COVER



CRANKCASE COVER

Ref. No.	Parts No.	Description	Q'ty		Applicable Machine No.	Remarks
			250	400		
3- 1	1A0-15411-00	COVER, crankcase left	1		
	1A1-15411-00	COVER, crankcase left	1		
3- 2	93700-06004	NIPPLE, grease	1		
3- 3	91830-22016	PIN, dowel (8.4-12-16)	2	2	
3- 4	92506-06035	SCREW, panhead	1	1	
3- 5	92506-06020	SCREW, panhead	3	3	
3- 6	1A0-15415-00	COVER, generator	1	1	
3- 7	1A0-15455-00	GASKET, generator cover	...	1	1	
3- 8	1A0-15435-00	EMBLEM	1	1	
3- 9	92506-06070	SCREW, panhead	3	3	
3-10	1A0-15417-00	COVER, cap	1	1	
3-11	1A0-15457-00	GASKET, cap cover	1	1	
3-12	98506-05020	SCREW, panhead	2	2	
3-13	1A0-15421-00	COVER, crankcase right	1	1	
3-14	1A0-15435-00	EMBLEM	1	1	
3-15	91830-22016	PIN, dowel	2	2	
3-16	1A0-15461-00	GASKET, crankcase cover right		1	1	
3-17	92506-06040	SCREW, panhead	2	2	
3-18	92506-06030	SCREW, panhead	7	7	
3-19	1A0-15416-00	COVER, oil pump	1	1	
3-20	1A0-15456-00	GASKET, oil pump cover	1	1	
3-21	92506-06045	SCREW, panhead	3	3	
3-22	360-15363-00	PLUG, oil level	1	1	
3-23	93210-27194	O-RING (2.5-27)	1	1	
3-24	1A0-15491-00	PROTECTOR, cover	1	1	
3-25	1A0-15497-00	PLATE, dust seal	1	1	
3-26	98506-05012	SCREW, panhead	2	2	

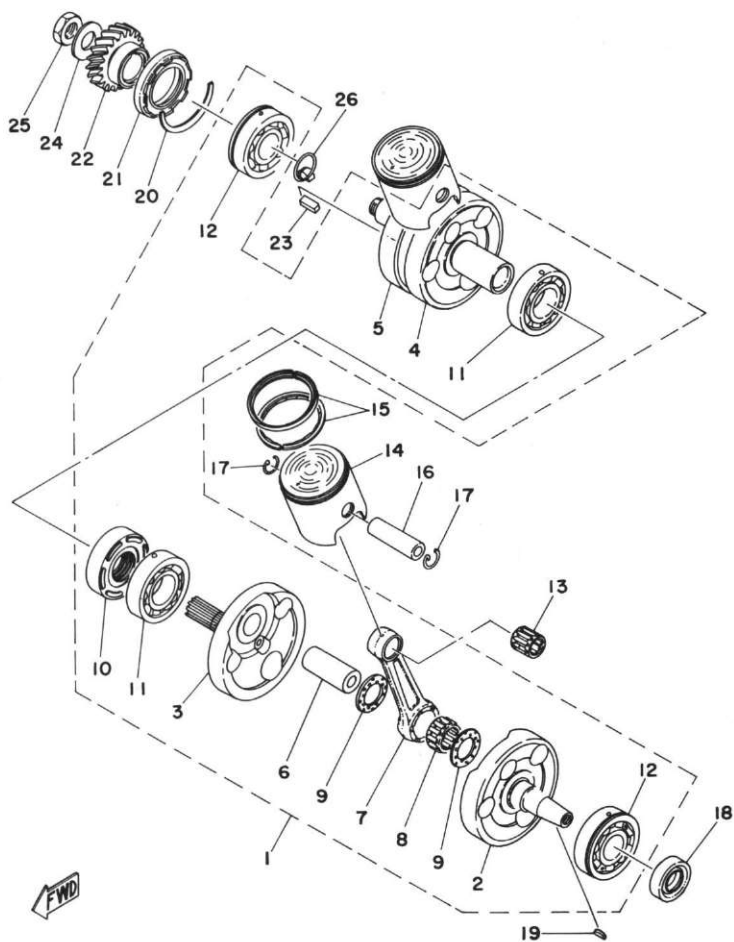
Fig. 4 CRANK · PISTON



CRANK · PISTON

Ref. No.	Parts No.	Description	Q'ty		Remarks
			250	400	
4- 1	360-11400-00	CRANK ASS'Y	1		
	1A1-11400-01	CRANK ASS'Y		1	
4- 2	278-11412-00	. CRANK 1, left	1		
	1A1-11412-01	. CRANK 1, left		1	
4- 3	278-11422-00	. CRANK 1, right	1		
	1A1-11422-01	. CRANK 1, right		1	
4- 4	278-11432-00	. CRANK 2, left	1		
	1A1-11432-01	. CRANK 2, left		1	
4- 5	278-11442-00	. CRANK 2, right	1		
	1A1-11442-01	. CRANK 2, right		1	
4- 6	1A1-11681-00	. PIN, crank	2	2	
4- 7	360-11651-00	. ROD, connecting	2		
	1A1-11651-00	. ROD, connecting		2	
4- 8	93310-42231	. BEARING, con-rod big end ..	2	2	
4- 9	90209-22071	. WASHER (164-11685-00)	4	4	
4-10	278-11515-00	. SEAL, labyrinth	1	1	
4-11	93306-20604	. BEARING (6206 C3 special) ..	2	2	
4-12	93306-30508	. BEARING (6305 C3 special) ..	2	2	
4-13	93310-216A3	BEARING, con-rod small end ..	2		
	93310-21679	BEARING, con-rod small end ..		2	

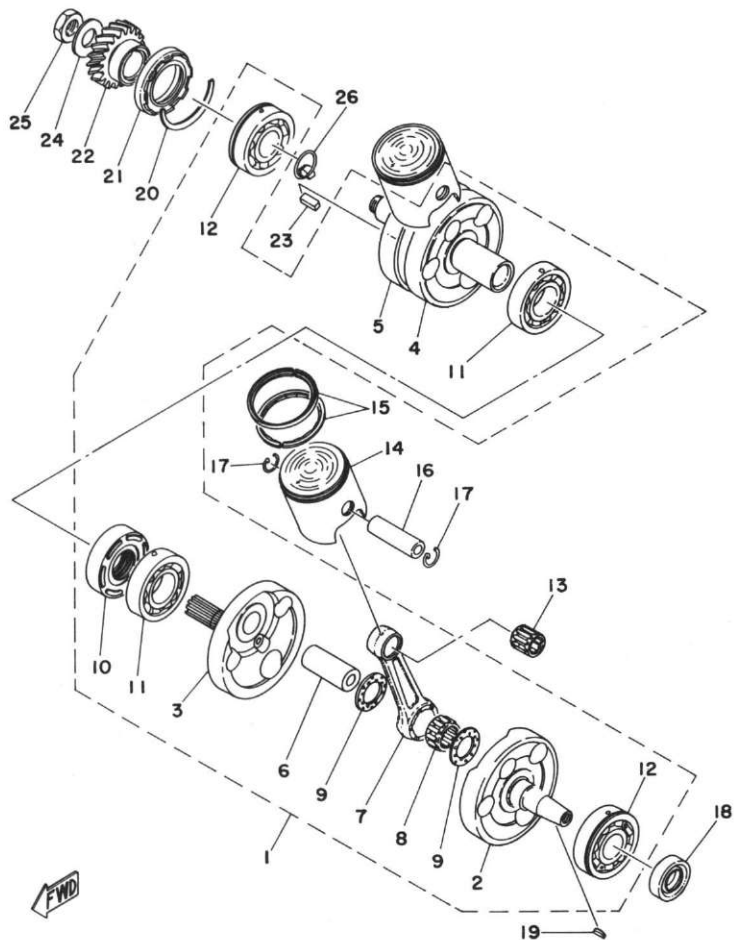
Fig. 4 CRANK · PISTON



CRANK · PISTON

Ref. No.	Parts No.	Description	Q'ty		Applicable Machine No.	Remarks
			250	400		
4-14	1A0-11631-00-96	PISTON (53.96mm STD)	} U.R	2		
	1A0-11631-00-98	PISTON (53.98mm STD)				
	1A0-11635-00	PISTON (54.25mm 1st O.S) . . .	2		Alternate Parts	
	1A0-11636-00	PISTON (54.50mm 2nd O.S) . . .	2		Alternate Parts	
	1A0-11637-00	PISTON (54.75mm 3rd O.S) . . .	2		Alternate Parts	
	1A0-11638-00	PISTON (55.00mm 4th O.S) . . .	2		Alternate Parts	
	1A1-11631-00-96	PISTON (63.96mm STD)	} U.R	2		
	1A1-11631-00-98	PISTON (63.98mm STD)				
	1A1-11635-00	PISTON (64.25mm 1st O.S) . . .	2		Alternate Parts	
	1A1-11636-00	PISTON (64.50mm 2nd O.S) . . .	2		Alternate Parts	
1A1-11637-00	PISTON (64.75mm 3rd O.S) . . .	2		Alternate Parts		
1A1-11638-00	PISTON (65.00mm 4th O.S) . . .	2		Alternate Parts		
4-15	1A0-11610-00	PISTON RING SET (STD)	2s			
	1A0-11610-10	PISTON RING SET (1st O.S) . . .	2s		Alternate Parts	
	1A0-11610-20	PISTON RING SET (2nd O.S) . . .	2s		Alternate Parts	
	1A0-11610-30	PISTON RING SET (3rd O.S) . . .	2s		Alternate Parts	
	1A0-11610-40	PISTON RING SET (4th O.S) . . .	2s		Alternate Parts	
	1A1-11610-00	PISTON RING SET (STD)	2s			
	1A1-11610-10	PISTON RING SET (1st O.S) . . .	2s		Alternate Parts	
	1A1-11610-20	PISTON RING SET (2nd O.S) . . .	2s		Alternate Parts	
	1A1-11610-30	PISTON RING SET (3rd O.S) . . .	2s		Alternate Parts	
	1A1-11610-40	PISTON RING SET (4th O.S) . . .	2s		Alternate Parts	
4-16	280-11633-00	PIN, piston	2			
	278-11633-00	PIN, piston	2			
4-17	93450-17025	CIRCLIP (137-11634-00)	4	4		
4-18	93103-20076	OIL SEAL (SW-20-40-10 special)	1	1		
4-19	90280-04005	KEY, woodruff (341-11545-00)	1	1		
4-20	278-17424-00	CIRCLIP	1	1		
4-21	93103-40077	OIL SEAL (SW-40-62-10 special)	1	1		

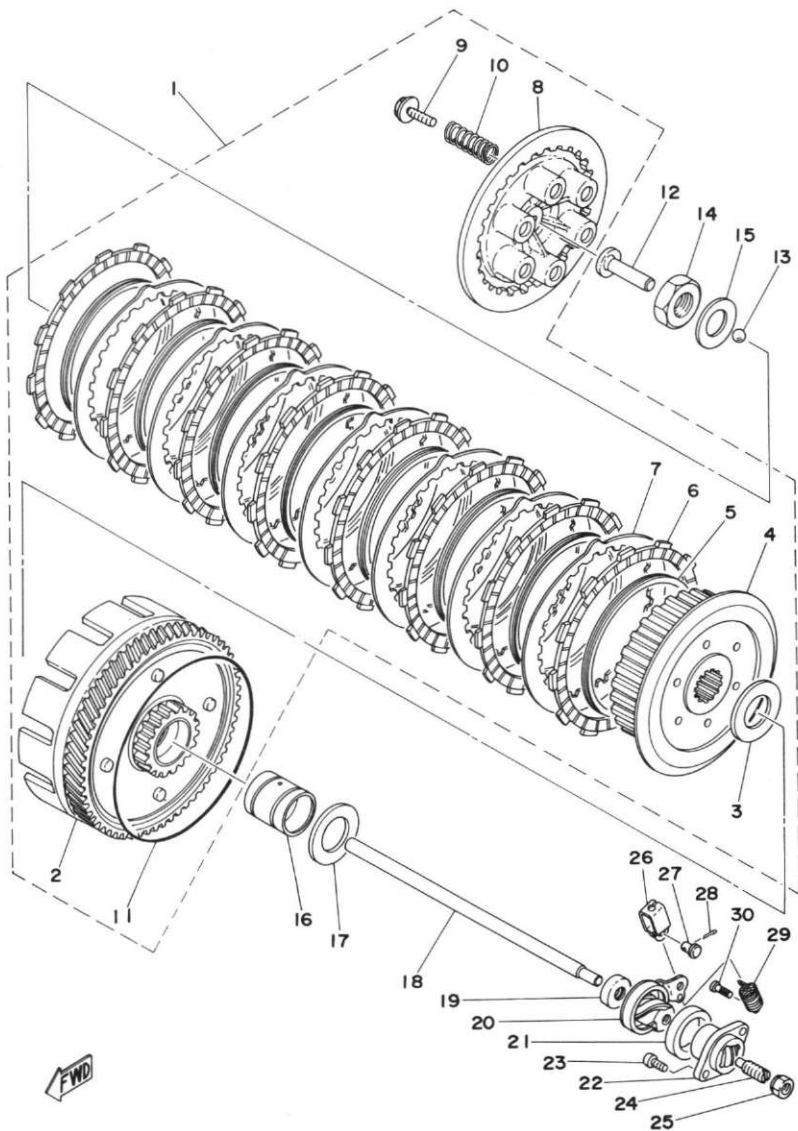
Fig. 4 CRANK · PISTON



CRANK · PISTON

Ref. No.	Parts No.	Description	Q'ty		Applicable Machine No.	Remarks
			250	400		
4-22	1A0-16111-00	GEAR, primary drive (21T) ..	1			
	1A1-16111-00	GEAR, primary drive (23T) ..	1			
4-23	90282-07006	KEY, straight (278-11546-00) ..	1	1		
4-24	214-16119-00	SPRING, bellevile	1	1		
4-25	90170-16082	NUT (168-11555-00)	1	1		
4-26	360-11526-00	SEAL, crank shaft	1	1		

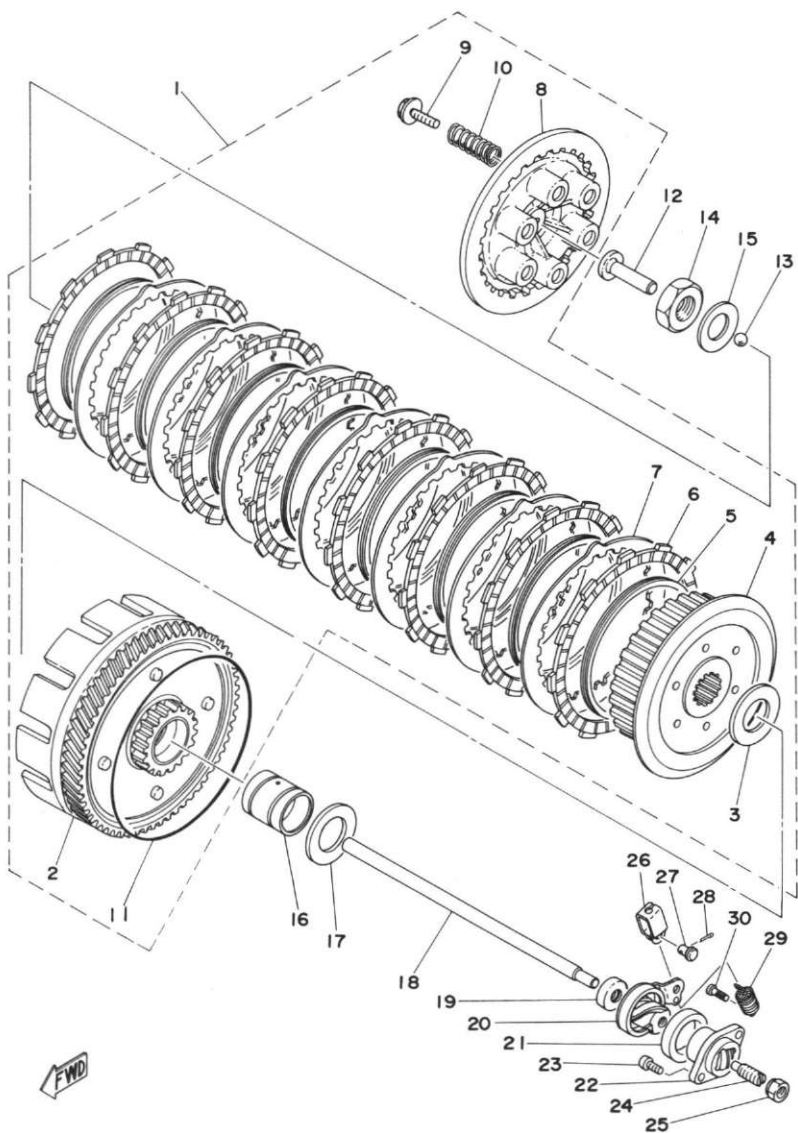
Fig. 5 CLUTCH



CLUTCH

Ref. No.	Parts No.	Description	Q'ty		Remarks
			250	400	
5- 1	1A0-16301-00	CLUTCH ASS'Y	1		
	1A1-16301-00	CLUTCH ASS'Y	1		
5- 2	1A0-16150-00	. PRIMARY DRIVEN GEAR COMP. (66T)	1		
	1A1-16150-00	. PRIMARY DRIVEN GEAR COMP. (66T)	1		
5- 3	360-16154-00	. PLATE, thrust (25-50-2)	1	1	
5- 4	1A0-16371-00	. BOSS, clutch	1	1	
5- 5	278-16367-00	. RING, cushion	7	7	
5- 6	360-16321-00	. PLATE, friction	7	7	
5- 7	498-16325-00	. PLATE, clutch	6	6	
5- 8	1A0-16351-00	. PLATE, pressure	1	1	
5- 9	90159-06010	. SCREW, with washer	6	6	
5-10	90501-23138	. SPRING (168-16333-00)	6	6	
5-11	93211-10232	. O-RING (5.7-109.6)	1	1	
5-12	174-16356-00	ROD, push	1	1	
5-13	93505-16006	BALL (5/16 inch)	2	2	
5-14	90170-18089	NUT, lock (156-16174-00)	1	1	
5-15	214-16119-00	SPRING, bellevile	1	1	
5-16	278-16181-01	SPACER	1	1	
5-17	360-16154-00	PLATE, thrust	1	1	
5-18	328-16357-00	ROD, push	1	1	
5-19	237-15389-00	SEAL, push rod	1	1	
5-20	360-16340-00	PUSH LEVER ASS'Y	1	1	
5-21	214-16347-01	SEAL, dust	1	1	
5-22	256-16396-01	HOUSING, push screw	1	1	
5-23	98501-05012	SCREW, panhead	2	2	
5-24	90113-08021	BOLT, set (256-16343-01)	1	1	
5-25	90179-08179	NUT	1	1	
5-26	214-16389-00	JOINT	1	1	

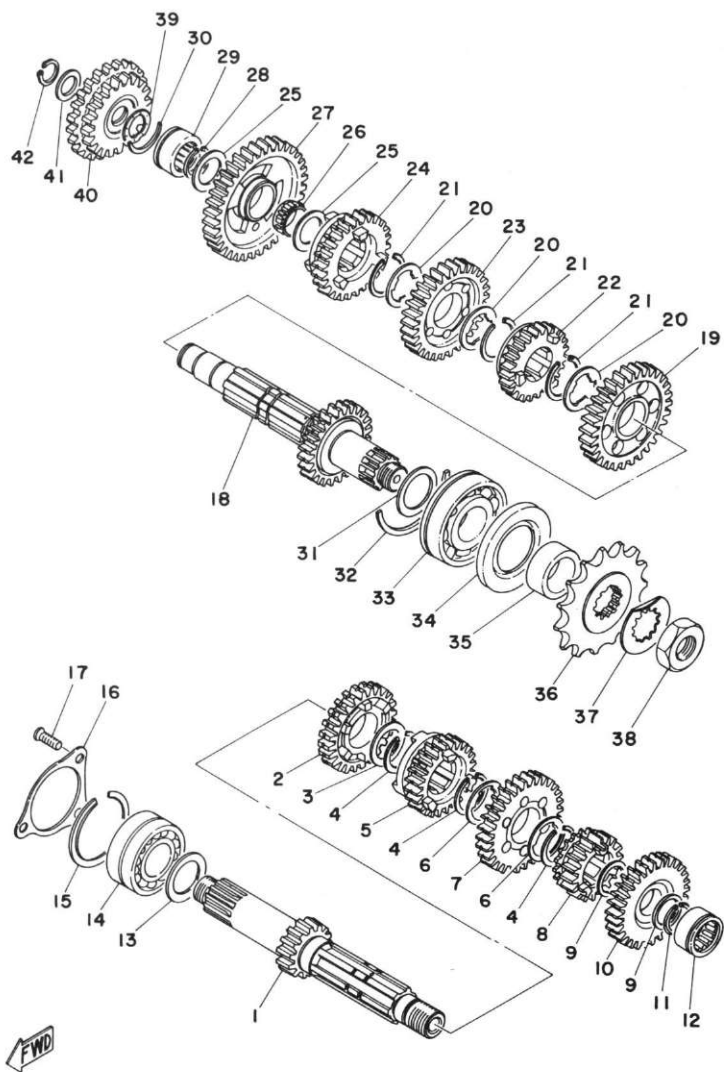
Fig. 5 CLUTCH



CLUTCH

Ref. No.	Parts No.	Description	Q'ty		Applicable Machine No.	Remarks
			250	400		
5-27	90240-06005	PIN, with hole (214-16379-00) ..	1	1		
5-28	91401-10010	PIN, cotter	1	1		
5-29	90506-10069	SPRING, tension (360-16345-00)	1	1		
5-30	132-16346-00	HOOK, spring	1	1		

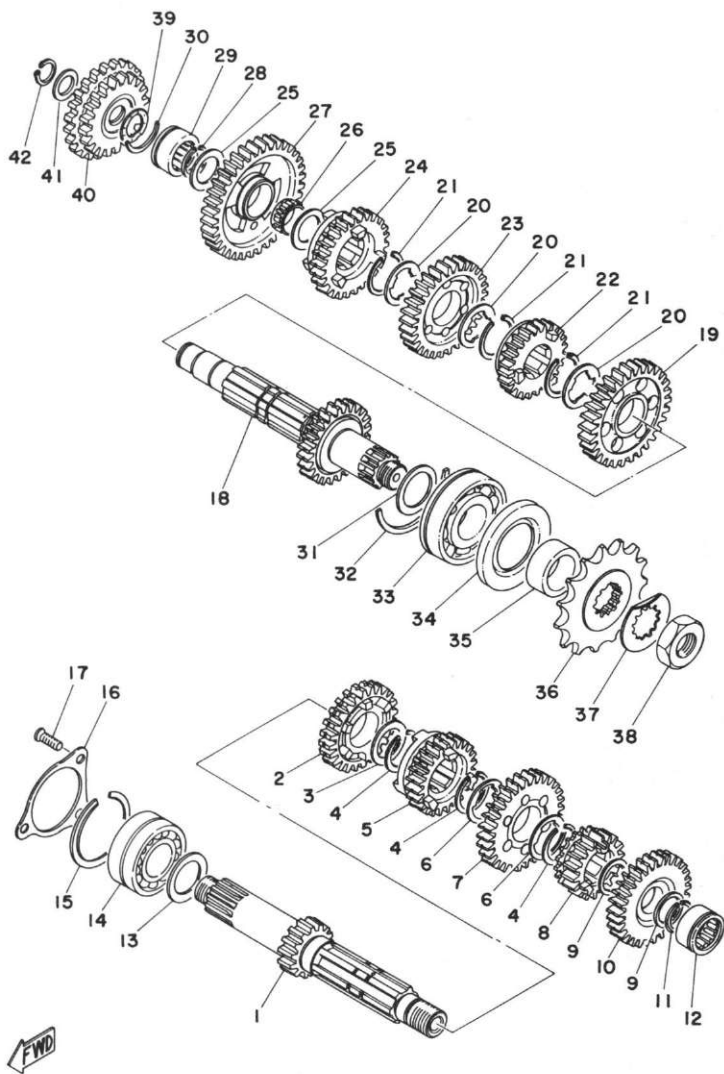
Fig. 6 TRANSMISSION



TRANSMISSION

Ref. No.	Parts No.	Description	Q'ty		Applicable Machine No.	Remarks
			250	400		
6- 1	1A0-17411-00	AXLE, main (14T)	1	1		
6- 2	521-17141-00	GEAR, 4th pinion (24T)	1	1		
6- 3	90201-25490	WASHER, plate (152-17226-00)	1	1		
6- 4	93440-25019	CIRCLIP (25 ϕ special)	3	3		
6- 5	1A1-17131-00	GEAR, 3rd pinion (22T)	1	1		
6- 6	90209-21105	WASHER (328-17216-00)	2	2		
6- 7	521-17161-00	GEAR, 6th pinion (27T)	1	1		
6- 8	1A1-17121-00	GEAR, 2nd pinion (18T)	1	1		
6- 9	90201-20266	WASHER, plate (132-17216-00)	2	2		
6-10	521-17151-00	GEAR, 5th pinion (27T)	1	1		
6-11	93410-20009	CIRCLIP (S-20)	1	1		
6-12	93311-22005	BEARING	1	1		
6-13	168-17428-01-03	SHIM, drive axle (25-34-0.3)	}	}	U.R	U.R
	168-17428-01-05	SHIM, drive axle (25-34-0.5)				
6-14	93305-20502	BEARING	1	1		
6-15	93440-52009	CIRCLIP (52 ϕ special)	1	1		
6-16	360-17471-00	PLATE, bearing cover	1	1		
6-17	92701-06015	SCREW flathead	3	3		
6-18	1A0-17420-00	DRIVE AXLE ASS'Y (25T)	1	1		
6-19	360-17221-00	GEAR, 2nd wheel (32T)	1	1		
6-20	90209-21105	WASHER (328-17216-00)	3	3		
6-21	93440-25019	CIRCLIP (25 ϕ special)	3	3		
6-22	521-17261-00	GEAR, 6th wheel (26T)	1	1		
6-23	360-17231-00	GEAR, 3rd wheel (29T)	1	1		
6-24	521-17241-00	GEAR, 4th wheel (26T)	1	1		
6-25	90201-20276	WASHER, plate (328-17116-00)	2	2		
6-26	93310-22057	BEARING	1	1		
6-27	360-17211-00	GEAR, 1st wheel (36T)	1	1		
6-28	93410-20009	CIRCLIP (S-20)	1	1		

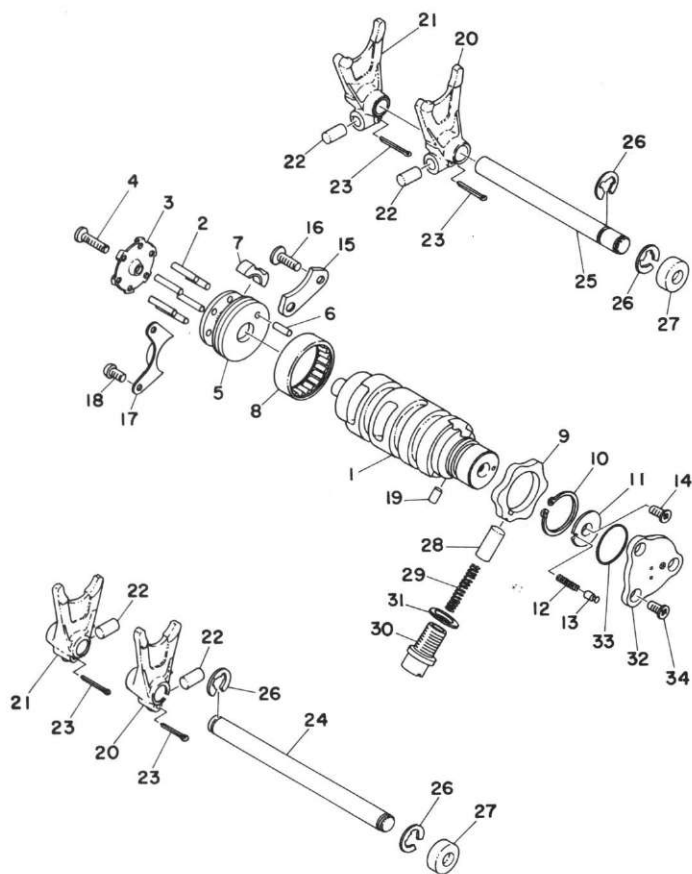
Fig. 6 TRANSMISSION



TRANSMISSION

Ref. No.	Parts No.	Description	Q'ty		Applicable Machine No.	Remarks
			250	400		
6-29	93311-42006	BEARING	1	1		
6-30	278-17425-00	CIRCLIP	1	1		
6-31	168-17428-01-03	SHIM, drive axle (25-34-0.3)	}	U.R	U.R	
	168-17428-01-05	SHIM, drive axle (25-34-0.5)				
6-32	278-17424-00	CIRCLIP	1	1		
6-33	93306-30504	BEARING (6305N special) ...	1	1		
6-34	93102-35054	OIL SEAL (SD-35-62-6)	1	1		
6-35	90387-25192	COLLAR (169-17462-00)	1	1		
6-36	1A0-17461-70	SPROCKET, drive (17T)	1			
	1A1-17461-70	SPROCKET, drive (17T)		1		
6-37	90215-21121	WASHER, lock	1	1		
6-38	90179-18020	NUT, lock (152-17463-00)	1	1		
6-39	90206-15055	WASHER, wave	1	1		
6-40	278-15650-00	IDLER GEAR ASS'Y (22T & 27T)	1	1		
6-41	164-17417-00-10	SHIM, main axle (15.2-20-1) ..	1	1		
6-42	93410-15005	CIRCLIP (S-15)	1	1		

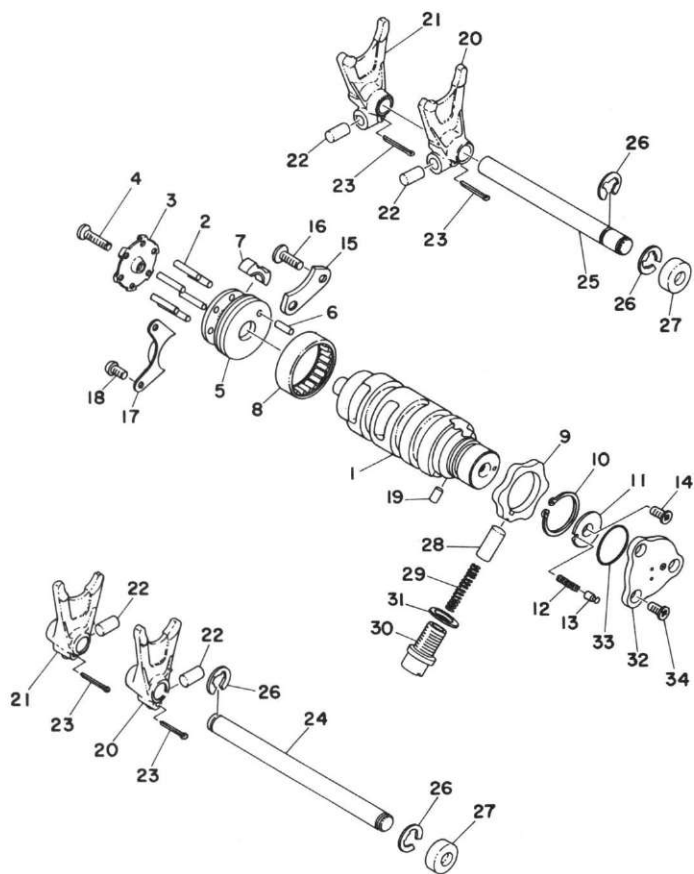
Fig.7 SHIFTER 1



SHIFTER 1

Ref. No.	Parts No.	Description	Q'ty		Applicable Machine No.	Remarks
			250	400		
7- 1	360-18541-00	CAM, shift	1	1		
7- 2	93604-22050	PIN, dowel (4-21.8)	6	6		
7- 3	328-18561-00	PLATE, side	1	1		
7- 4	98701-05020	SCREW, flathead	1	1		
7- 5	328-18185-00	SEGMENT	1	1		
7- 6	93604-14012	PIN, dowel	1	1		
7- 7	328-18352-10	PLATE, pawl	1	1		
7- 8	93315-23612	BEARING	1	1		
7- 9	360-18141-01	PLATE, stopper	1	1		
7-10	93410-30012	CIRCLIP (S-30)	1	1		
7-11	278-18566-00	PLATE, side	1	1		
7-12	90501-06022	SPRING, compression (278-18545-00)	1	1		
7-13	278-18542-00	POINT, neutral	1	1		
7-14	98701-05012	SCREW, flathead	1	1		
7-15	328-18562-00	PLATE, stopper 2	1	1		
7-16	92701-06015	SCREW, flathead	2	2		
7-17	328-18179-00	GUIDE, change lever	1	1		
7-18	98501-05010	SCREW, panhead	2	2		
7-19	93604-08071	PIN, dowel (4-8)	1	1		
7-20	328-18511-00	FORK, shift 1	2	2		
7-21	328-18512-00	FORK, shift 2	2	2		
7-22	90250-08017	PIN (278-18552-00)	4	4		
7-23	91401-25020	PIN, cotter	4	4		
7-24	278-18531-00	BAR, shift fork guide 1	1	1		
7-25	278-18535-00	BAR, shift fork guide 2	1	1		
7-26	93430-10016	CIRCLIP (E-10)	4	4		
7-27	90338-22009	PLUG, blind (278-18149-00)	2	2		
7-28	278-18547-02	STOPPER, cam	1	1		
7-29	90501-10062	SPRING, compression (278-18557-00)	1	1		

Fig.7 SHIFTER 1

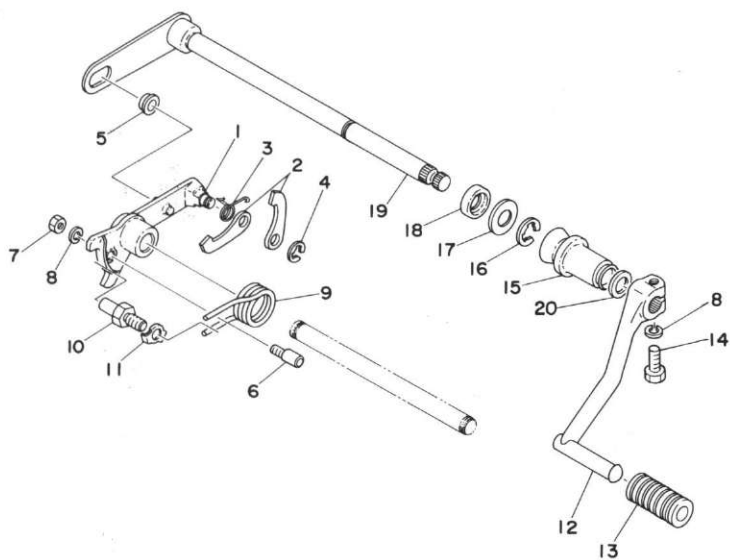


FWD

SHIFTER 1

Ref. No.	Parts No.	Description	Q'ty		Applicable Machine No.	Remarks
			250	400		
7-30	90149-14031	SCREW (278-18577-03)	1	1		
7-31	137-15353-00	GASKET, drain plug	1	1		
7-32	278-82540-01	NEUTRAL SWITCH ASS'Y	1	1		
7-33	93210-29147	O-RING (2.4-29.4)	1	1		
7-34	98701-05012	SCREW, flathead	3	3		

Fig. 8 SHIFTER 2

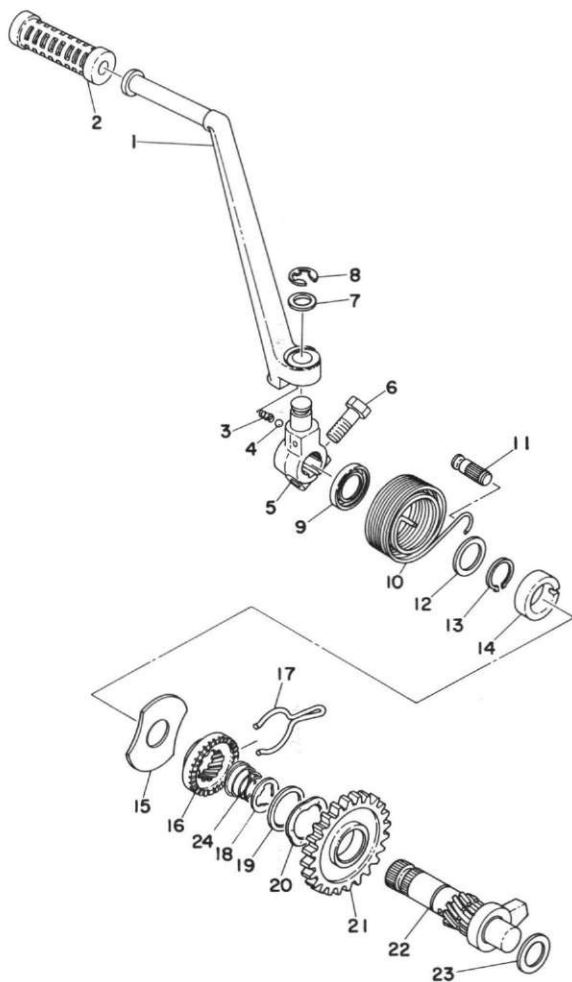


FWD

SHIFTER 2

Ref. No.	Parts No.	Description	Q'ty		Applicable Machine No.	Remarks
			250	400		
8- 1	328-18128-00	BRACKET	1	1		
8- 2	328-18151-00	LEVER, change 3	2	2		
8- 3	90508-08007	SPRING, torsion (214-18123-00)	1	1		
8- 4	93430-07012	CIRCLIP (E-7)	1	1		
8- 5	214-18178-00	ROLLER, change lever 1 ..	1	1		
8- 6	90149-06017	SCREW (214-18186-00)	1	1		
8- 7	95301-06600	NUT, hexagon	1	1		
8- 8	92901-06100	WASHER, spring	2	2		
8- 9	90508-32055	SPRING, torsion (278-18124-00)	1	1		
8-10	278-18127-00	STOPPER, screw	1	1		
8-11	90215-08015	WASHER, lock (214-18139-02)	1	1		
8-12	1A0-18111-00-93	PEDAL, change	1			
	1A1-18111-00-93	PEDAL, change		1		
8-13	132-18113-01	COVER, change pedal	1	1		
8-14	97311-06020	BOLT, hexagon	1	1		
8-15	278-18131-00	BOOT, sealing	1	1		
8-16	93430-10016	CIRCLIP (E-10)	1	1		
8-17	90201-12575	WASHER, plate	1	1		
8-18	93101-12004	OIL SEAL (S-12-22-5)	1	1		
8-19	278-18101-01	CHANGE SHAFT ASS'Y	1	1		
8-20	93104-11056	OIL SEAL (SO-12-17-2.5) ...		1		

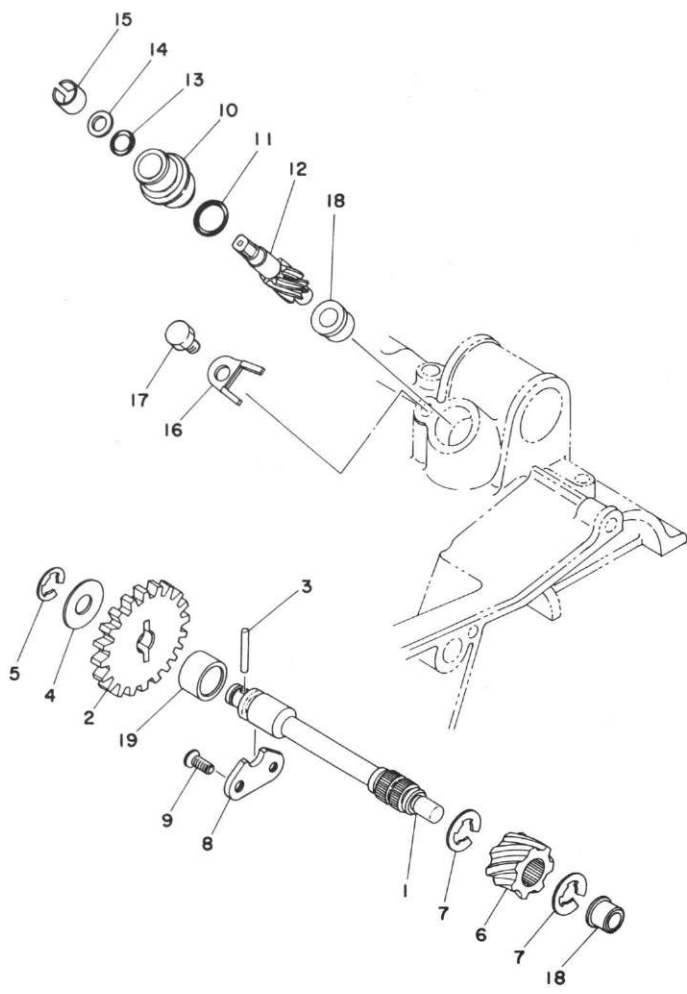
Fig. 9 KICK STARTER



KICK STARTER

Ref. No.	Parts No.	Description	Q'ty		Applicable Machine No.	Remarks
			250	400		
9- 1	278-15611-00-93	CRANK, kick	1	1		
9- 2	156-15618-01	COVER, kick lever	1	1		
9- 3	90501-12081	SPRING, compression (278-15622-00)	1	1		
9- 4	93507-32009	BALL (7/32 inch)	1	1		
9- 5	278-15621-00	BOSS, kick crank	1			
	1A1-15621-00	BOSS, kick crank		1		
9- 6	97321-08030	BOLT, hexagon	1	1		
9- 7	90201-15234	WASHER, plate (278-15613-00)	1	1		
9- 8	93430-10016	CIRCLIP (E-10)	1	1		
9- 9	93104-20007	OIL SEAL (SO-20-30-4.5) ...	1	1		
9-10	90508-30051	SPRING, torsion (278-15665-00)	1	1		
9-11	248-15668-00	STOPPER, kick spring	1	1		
9-12	90206-20058	WASHER, wave	1	1		
9-13	93410-20009	CIRCLIP (S-20)	1	1		
9-14	278-15666-00	SPACER	1	1		
9-15	278-15676-00	COVER, spring	1	1		
9-16	278-15671-00	WHEEL, ratchet	1	1		
9-17	90468-26045	CLIP (278-15687-00)	1	1		
9-18	93440-25019	CIRCLIP (25 ϕ special)	1	1		
9-19	90201-25490	WASHER, plate (152-17226-00)	1	1		
9-20	90206-25059	WASHER, wave (278-15643-01)	1	1		
9-21	278-15641-01	GEAR, kick (27T)	1	1		
9-22	278-15660-01	KICK AXLE ASS'Y	1	1		
9-23	136-17417-00-09	SHIM, main axle (17.2-28-1)	1	1		
9-24	90502-07025	SPRING, conical	1			

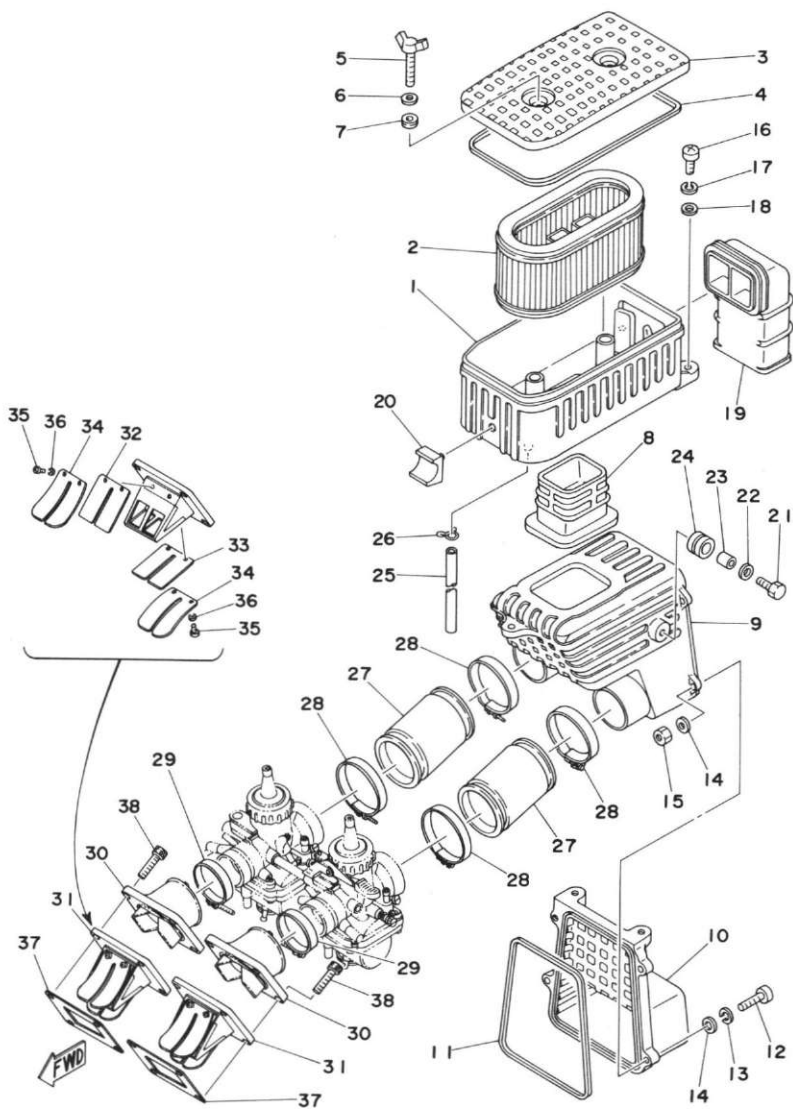
Fig. 10 TACHOMETER GEAR



TACHOMETER GEAR

Ref. No.	Parts No.	Description	Q'ty		Applicable Machine No.	Remarks
			250	400		
10- 1	278-17861-00	AXLE	1	1		
10- 2	278-17851-00	GEAR, primary	1	1		
10- 3	93603-22028	PIN, dowel (3-21.8)	1	1		
10- 4	90201-10135	WASHER, plate (102-18138-00)	1	1		
10- 5	93430-08006	CIRCLIP (E-8)	1	1		
10- 6	278-17831-00	GEAR, drive	1	1		
10- 7	93430-10016	CIRCLIP (E-10)	2	2		
10- 8	278-17812-00	STOPPER	1	1		
10- 9	98701-05012	SCREW, flathead	2	2		
10-10	214-17811-01	HOUSING	1	1		
10-11	93210-13016	O-RING (1.8-13)	1	1		
10-12	214-17841-01	GEAR, driven	1	1		
10-13	93210-07100	O-RING (2.2-7.2)	1	1		
10-14	214-17847-00	SHIM (7.5-10.8-0.4)	1	1		
10-15	90383-10005	BUSHING (214-17815-00)	1	1		
10-16	214-17812-00	STOPPER	1	1		
10-17	97301-06010	BOLT, hexagon	1	1		
10-18	214-17843-00	BUSHING	2	2		
10-19	90380-14014	BUSHING (278-17833-00)	1	1		

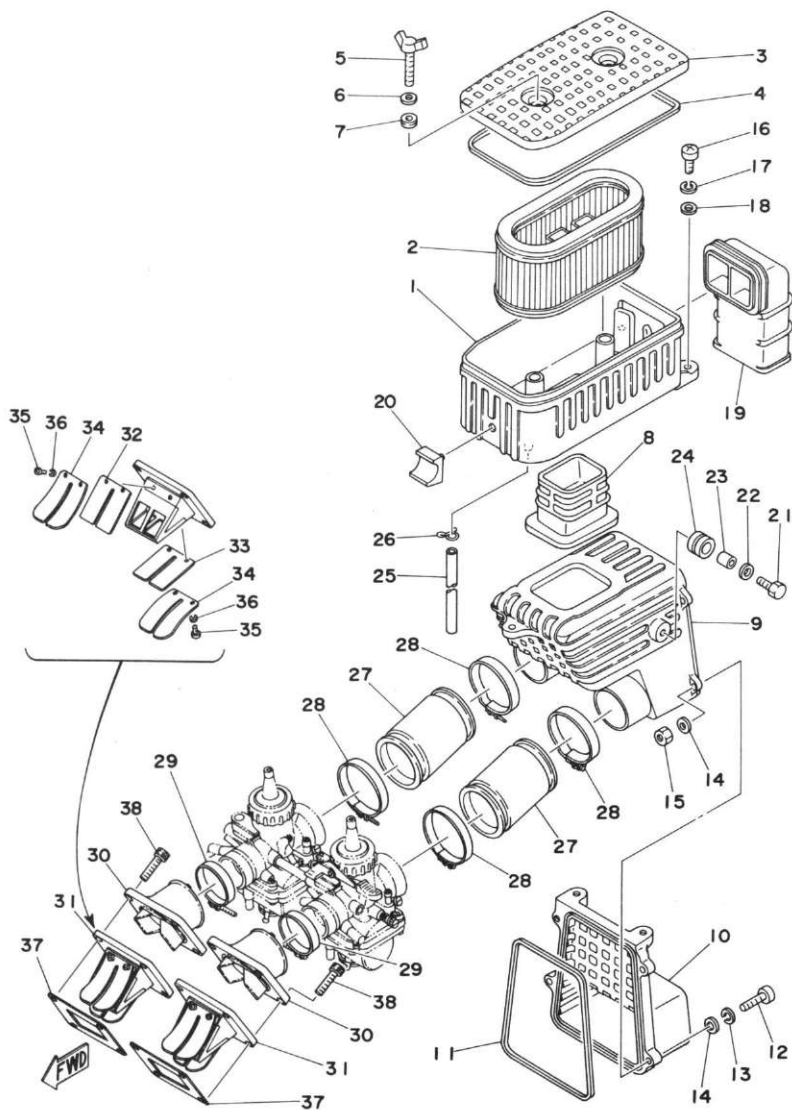
Fig. 11 INTAKE



INTAKE

Ref. No.	Parts No.	Description	Q'ty		Applicable Machine No.	Remarks
			250	400		
11- 1	1A0-14411-00	CASE, air cleaner	1	1		
11- 2	1A2-14451-00	ELEMENT, cleaner	1			
	1A0-14451-01	ELEMENT, cleaner		1		
11- 3	1A0-14412-00	CAP, air cleaner	1	1		
11- 4	1A0-14457-01	SEAL, air cleaner 1	1	1		
11- 5	90122-06002	BOLT, wing	2	2		
11- 6	92901-06200	WASHER, plain	2	2		
11- 7	90202-05101	WASHER, plate	2	2		
11- 8	1A2-14419-00	PIPE	1			
	1A0-14419-01	PIPE		1		
11- 9	1A0-14431-00	SILENCER BOX 1	1	1		
11-10	1A0-14441-00	SILENCER BOX 2	1	1		
11-11	1A0-14467-01	SEAL, air cleaner 2	1	1		
11-12	98501-05025	SCREW, panhead	4	4		
11-13	92901-05100	WASHER, spring	4	4		
11-14	92901-05200	WASHER, plain	8	8		
11-15	95301-05600	NUT, hexagon	4	4		
11-16	92501-06018	SCREW, panhead	3	3		
11-17	92901-06100	WASHER, spring	3	3		
11-18	92901-06600	WASHER, plate	3	3		
11-19	1A0-14437-00	DUCT	1	1		
11-20	1A0-14435-01	DAMPER	1	1		
11-21	97301-06020	BOLT, hexagon	2	2		
11-22	90201-06053	WASHER, plate (811-77728-00)	2	2		
11-23	90387-07390	COLLAR	2	2		
11-24	90480-14102	GROMMET (214-21717-00) ...	2	2		
11-25	90445-09078	HOSE (132-24311-00 5-190) ..	2	2		
11-26	90467-08003	CLIP (101-24356-00)	4	4		
11-27	1A0-14453-01	JOINT, air cleaner	2	2		

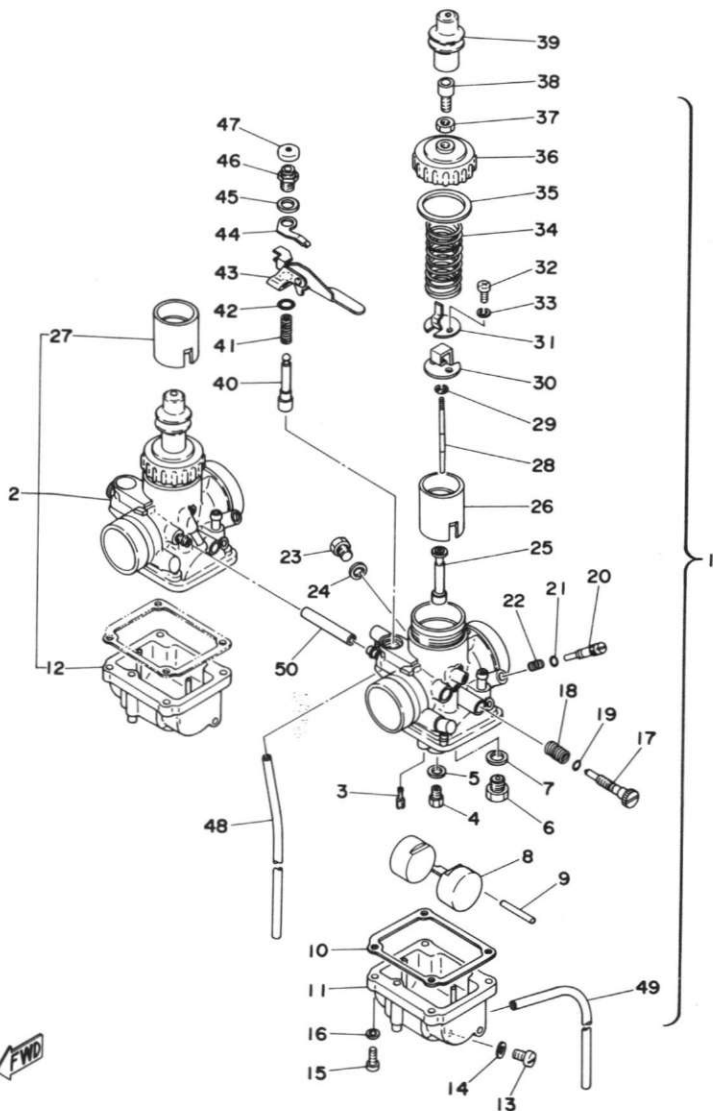
Fig. 11 INTAKE



INTAKE

Ref. No.	Parts No.	Description	Q'ty		Applicable Machine No.	Remarks
			250	400		
11-28	90460-49058	CLAMP, hose (278-14455-00)	4	4		
11-29	90460-43053	CLAMP, hose (304-14455-70)	2	2		
11-30	345-13565-71	JOINT, carburetor	2	2		
11-31	345-13610-70	REED VALVE ASS'Y	2			
	1A1-13610-00	REED VALVE ASS'Y		2		
11-32	345-13613-70	. REED, valve	2			
	401-13613-00	. REED, valve		2		
11-33	345-13613-70	. REED, valve	2	2		
11-34	345-13616-70	. STOPPER, reed valve	4	4		
11-35	98512-03008	. SCREW, panhead	8	8		
11-36	92901-03100	. WASHER, spring	8	8		
11-37	314-13621-02	PACKING, valve seat	2			
	1A1-13621-00	PACKING, valve seat		2		
11-38	91316-06025	BOLT	8	8		

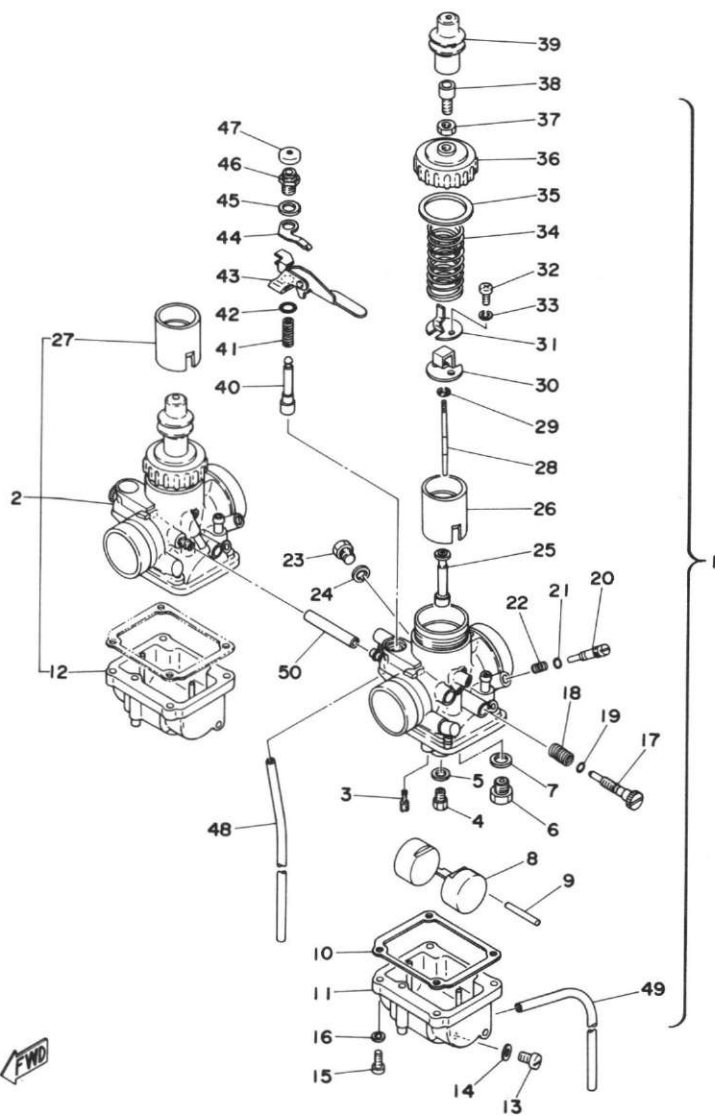
Fig. 12 CARBURETOR



CARBURETOR

Ref. No.	Parts No.	Description	Q'ty		Applicable Machine No.	Remarks
			250	400		
12- 1	1A2-14101-00	CARBURETOR ASS'Y, left	1		
	1A3-14101-00	CARBURETOR ASS'Y, left	1		
12- 2	1A2-14102-00	CARBURETOR ASS'Y, right	1		
	1A3-14102-00	CARBURETOR ASS'Y, right	1		
12- 3	193-14142-25	. JET, pilot (#25)	2	2	
12- 4	137-14143-22	. JET, main (#110)	} U.R 2		STD(250)
	137-14143-23	. JET, main (#115)			
	137-14143-24	. JET, main (#120)			
	137-14143-22	. JET, main (#110)	} U.R 2		STD(400)
	137-14143-24	. JET, main (#120)			
	137-14143-26	. JET, main (#130)			
12- 5	137-14153-00	. WASHER, valve seat	2	2	
12- 6	168-14190-25	. VALVE SEAT ASS'Y (#2.5)	...	2	2	
12- 7	214-14195-00	. WASHER, valve seat	2	2	
12- 8	1A0-14185-00	. FLOAT	2	2	
12- 9	127-14186-00	. PIN, float	2	2	
12-10	360-14184-01	. GASKET, float chamber	2	2	
12-11	1A0-14181-14	. BODY, float chamber, left (#70)	1	1		
12-12	1A0-14181-00	. BODY, float chamber, right	..	1	1	
12-13	266-14191-00	. PLUG, drain	2	2	
12-14	266-14126-00	. PACKING	2	2	
12-15	98503-04015	. SCREW, panhead	8	8	
12-16	92901-04100	. WASHER, spring	8	8	
12-17	493-14122-00	. SCREW, throttle	2	2	
12-18	493-14133-00	. SPRING, throttle stop	2	2	
12-19	214-14147-00	. O-RING	2	2	
12-20	152-14123-00	. SCREW, air adjusting	2		
	525-14123-00	. SCREW, air adjusting	2		
12-21	354-14147-00	. O-RING	2	2	

Fig. 12 CARBURETOR

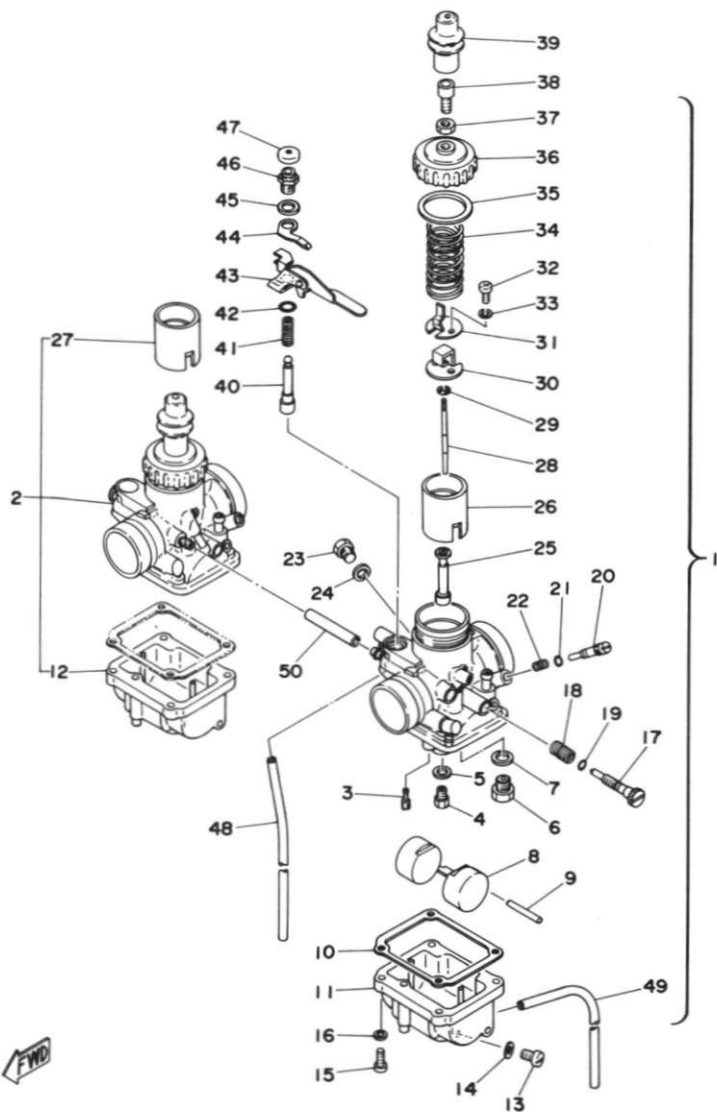


FWD

CARBURETOR

Ref. No.	Parts No.	Description	Q'ty		Applicable Machine No.	Remarks
			250	400		
12-22	127-14134-00	. SPRING, air adjusting	2	2		
12-23	1A0-14991-00	. PLUG, screw	2	2		
12-24	256-14956-01	. WASHER	2	2		
12-25	360-14141-38	. NOZZLE, main (0-8)	2			
	360-14141-42	. NOZZLE, main (P-2)		2		
12-26	1A0-14112-25	. VALVE, throttle left (#2.5)	1	1		
12-27	1A0-14112-25	. VALVE, throttle right (#2.5)	1	1		
12-28	522-14116-03	. NEEDLE (5L3-2)	2			
	522-14116-01	. NEEDLE (5L1-3)		2		
12-29	164-14137-00	. CLIP	2	2		
12-30	1A0-14243-00	. PLATE	2	2		
12-31	1A0-14253-00	. PLATE, spring	2	2		
12-32	98501-03010	. SCREW, panhead	4	4		
12-33	92901-03100	. WASHER, spring	4	4		
12-34	360-14131-00	. SPRING, throttle valve	2	2		
12-35	246-14126-00	. PACKING	2	2		
12-36	802-14158-00	. TOP, mixing chamber	2	2		
12-37	802-14161-00	. NUT, wire adjusting	2	2		
12-38	360-14124-20	. SCREW, wire adjusting	2	2		
12-39	1A0-14169-00	. CAP	2	2		
12-40	1A0-14171-00	. PLUNGER	1	1		
12-41	256-14135-00	. SPRING, plunger	1	1		
12-42	93220-09001	. O-RING	1	1		
12-43	1A0-14175-00	. LEVER, starter left	1	1		
12-44	170-14178-00	. PLATE, starter lever	1	1		
12-45	132-14179-00	. WASHER, starter lever	1	1		
12-46	500-14174-00	. CAP, plunger	1	1		
12-47	802-14173-00	. COVER, plunger cap	1	1		
12-48	432-14197-00	. PIPE, air vent	2	2		

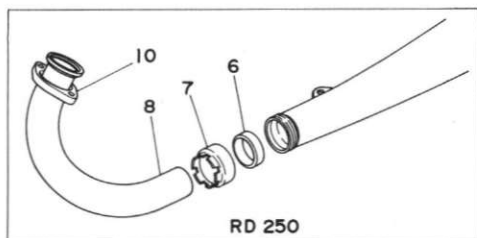
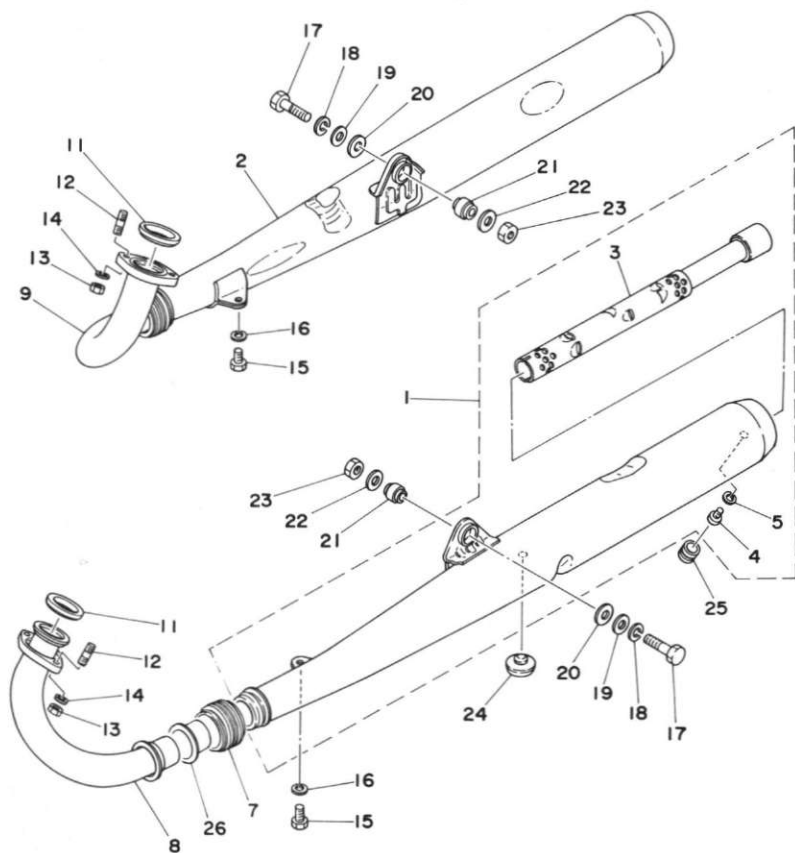
Fig. 12 CARBURETOR



CARBURETOR

Ref. No.	Parts No.	Description	Q'ty		Applicable Machine No.	Remarks
			250	400		
12-49	278-14197-00	. PIPE, air vent	2	2		
12-50	90445-09056	PIPE, joint	1	1		

Fig.13 EXHAUST



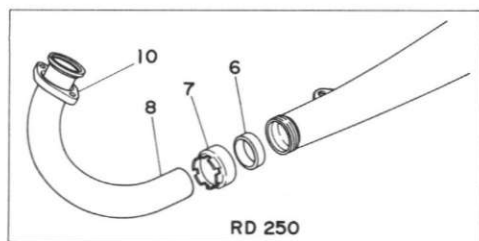
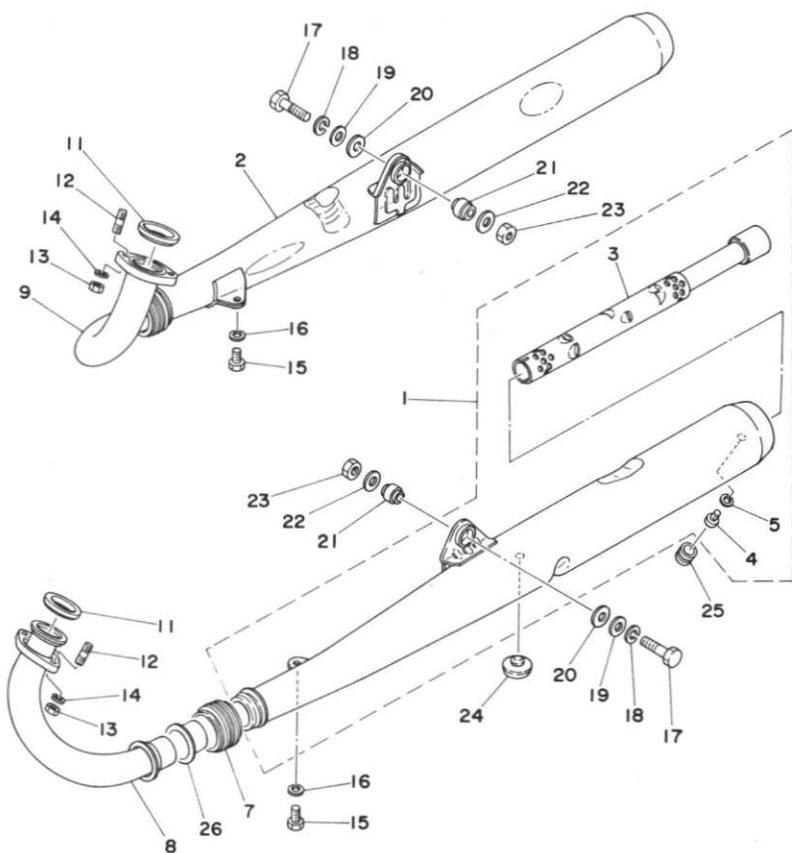
RD 250



EXHAUST

Ref. No.	Parts No.	Description	Q'ty		Applicable Machine No.	Remarks
			250	400		
13- 1	1A0-14710-00	MUFFLER ASS'Y, left	1			
	1A1-14710-00	MUFFLER ASS'Y, left		1		
13- 2	1A0-14720-00	MUFFLER ASS'Y, right	1			
	1A1-14720-00	MUFFLER ASS'Y, right		1		
13- 3	521-14753-00	. SILENCER	2	2		
13- 4	92501-06010	. SCREW, panhead	2	2		
13- 5	92901-06100	. WASHER, spring	2	2		
13- 6	360-14714-00	GASKET, muffler joint	2			
13- 7	360-14713-00	NUT, muffler joint	2			
	1A1-14615-00	JOINT, exhaust		2		
13- 8	1A0-14611-00	PIPE, exhaust left	1			Except W.GERMANY
	1N9-14611-00	PIPE, exhaust left	1			Exclusive for W.GERMANY
	1A1-14611-00	PIPE, exhaust left		1		
13- 9	1A0-14621-00	PIPE, exhaust right	1			Except W.GERMANY
	1N9-14621-00	PIPE, exhaust right	1			Exclusive for W.GERMANY
	1A1-14621-00	PIPE, exhaust right		1		
13-10	1A0-14612-01	NUT, ring	2			
13-11	1A0-14613-00	GASKET, exhaust	2	2		
13-12	90116-08166	BOLT, stud	4	4		
13-13	95303-08600	NUT, hexagon	4	4		
13-14	92901-08100	WASHER, spring	4	4		
13-15	97301-08015	BOLT, hexagon	2	2		
13-16	92901-08100	WASHER, spring	2	2		
13-17	90101-10257	BOLT	2	2		
13-18	92901-10100	WASHER, spring	2	2		
13-19	92901-10200	WASHER, plain	2	2		
13-20	90201-10140	WASHER, plate	2	2		
13-21	168-21639-00	DAMPER, rear	2	2		
13-22	90201-15239	WASHER, plate (168-21615-00)	2	2		
13-23	90179-10123	NUT (168-21635-00)	2	2		

Fig.13 EXHAUST



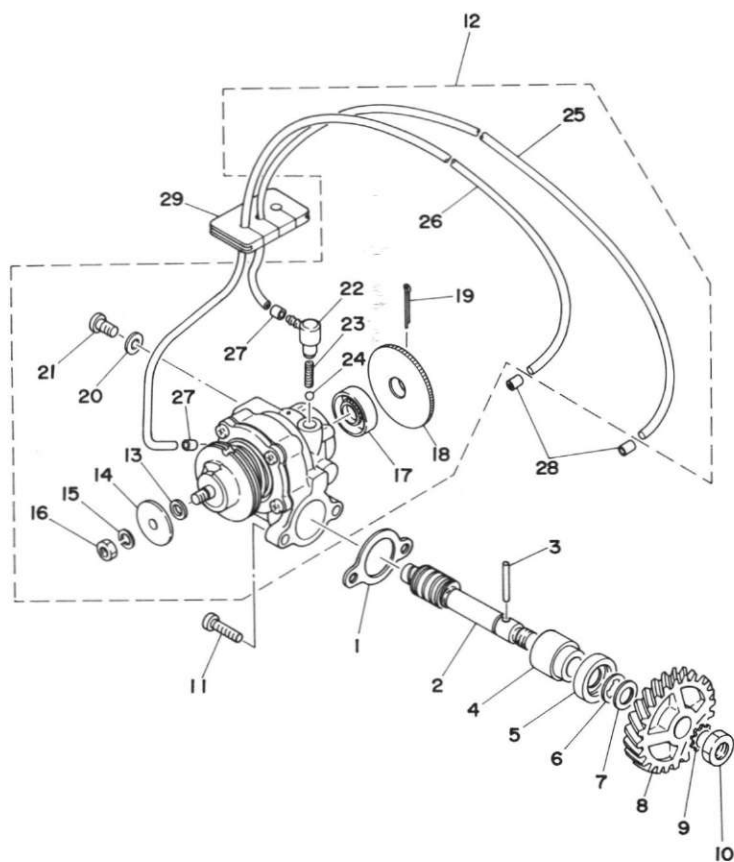
RD 250



EXHAUST

Ref. No.	Parts No.	Description	Q'ty		Remarks
			250	400	
13-24	1A0-27114-00	STOPPER, main stand	1	1	
13-25	90480-14153	GROMMET	2	2	
13-26	1A1-14714-00	GASKET, muffler joint		2	

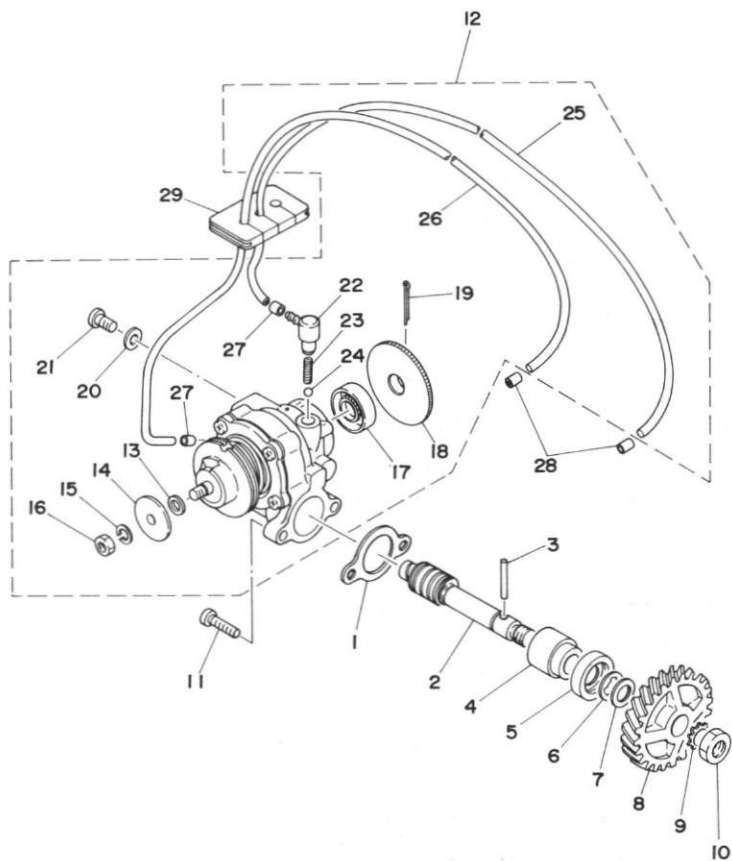
Fig.14 OIL PUMP



OIL PUMP

Ref. No.	Parts No.	Description	Q'ty		Applicable Machine No.	Remarks
			250	400		
14- 1	126-13116-00	GASKET, pump case	1	1		
14- 2	275-13175-00	SHAFT, worm	1			
	214-13175-01	SHAFT, worm		1		
14- 3	93603-22028	PIN, dowel (3-22)	1	1		
14- 4	137-13176-00	METAL, worm shaft outer	1	1		
14- 5	93101-10002	OIL SEAL (S-10-22-7)	1	1		
14- 6	93430-08006	CIRCLIP (E-8)	1	1		
14- 7	90201-10135	WASHER, plate (102-18138-00)	1	1		10.2-24.1
14- 8	280-13178-00	GEAR, pump drive (22T)	1			
	1A1-13178-00	GEAR, pump drive (21T)		1		
14- 9	92901-08400	WASHER, tooth	1	1		
14-10	95301-08700	NUT, hexagon	1	1		
14-11	98501-05015	SCREW, panhead	2	2		
14-12	1A0-13101-00	OIL PUMP ASS'Y	1			
	1A1-13101-00	OIL PUMP ASS'Y		1		
14-13	137-13137-00-03	. SHIM, plunger (5.8-10-0.3)	}	U.R	U.R	
	137-13137-00-05	. SHIM, plunger (5.8-10-0.5)				
14-14	137-13138-01	. PLATE, adjusting	1	1		
14-15	92901-05100	. WASHER, spring	1	1		
14-16	95301-05600	. NUT, hexagon	1	1		
14-17	93101-10001	. OIL SEAL (S-10-21-5)	1	1		
14-18	137-13128-00	. PLATE, starter	1	1		
14-19	91401-12018	. PIN, cotter	1	1		
14-20	90430-04004	. GASKET (137-13187-00)	1	1		
14-21	98901-04008	. SCREW, bind	1	1		
14-22	353-13552-01	. NOZZLE	2	2		
14-23	90501-02018	. SPRING, compression (278-13169-00)	2	2		
14-24	93505-32002	. BALL (5/32 inch)	2	2		
14-25	90445-05302	. HOSE (3-420)	1	1		

Fig. 14 OIL PUMP

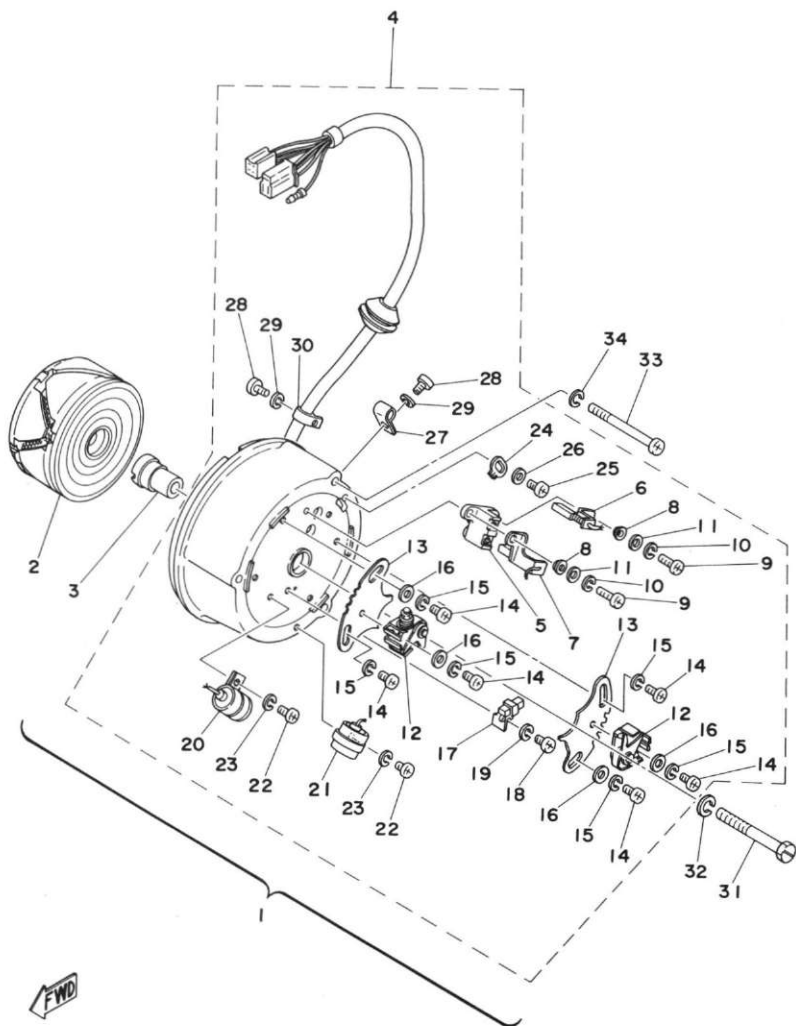


FWD

OIL PUMP

Ref. No.	Parts No.	Description	Q'ty		Applicable Machine No.	Remarks
			250	400		
14-26	90445-05301	. HOSE (3-240)	1	1		
14-27	90468-02033	. CLIP (214-13164-00)	2	2		
14-28	90468-02033	CLIP (214-13164-00)	2	2		
14-29	278-13174-00	HOLDER, oil pipe	1	1		

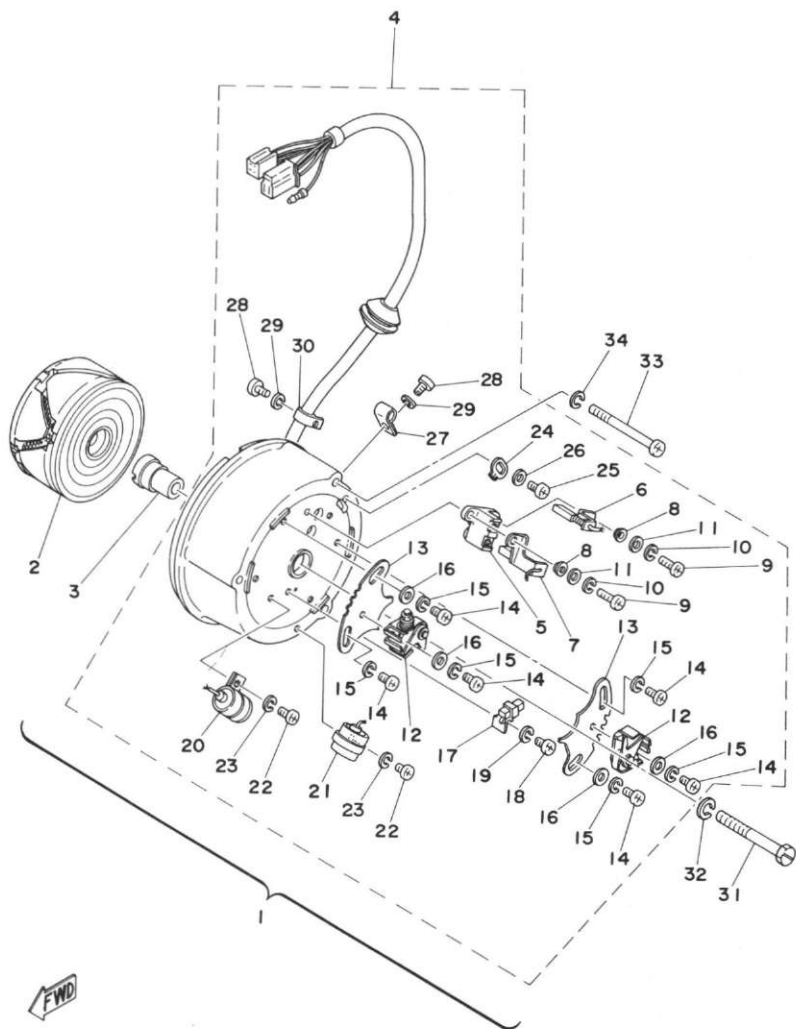
Fig. 15 A. C. GENERATOR



A. C. GENERATOR

Ref. No.	Parts No.	Description	Q'ty		Remarks
			250	400	
15- 1	1A0-81600-10	A. C. GENERATOR ASS'Y	1	1	
15- 2	1A0-81650-10	. ROTOR ASS'Y	1	1	
15- 3	1A0-81651-10	. CAM	1	1	
15- 4	1A0-81610-10	. STATOR ASS'Y	1	1	
15- 5	1A0-81613-10	. . HOLDER, brush	1	1	
15- 6	1A0-81611-10	. . BRUSH (+)	1	1	
15- 7	1A0-81612-10	. . BRUSH (-)	1	1	
15- 8	1A0-81661-10	. . SPACER	2	2	
15- 9	98503-04015	. . SCREW, panhead	2	2	
15-10	92901-04100	. . WASHER, spring	2	2	
15-11	92901-04200	. . WASHER, plain	2	2	
15-12	371-81622-10	. . CONTACT BREAKER ASS'Y	2	2	
15-13	1A0-81623-10	. . PLATE, contact breaker	2	2	
15-14	98501-04010	. . SCREW, panhead	6	6	
15-15	92901-04100	. . WASHER, spring	6	6	
15-16	92901-04200	. . WASHER, plain	4	4	
15-17	133-81131-10	. . LUBRICATOR	1	1	
15-18	98501-04008	. . SCREW, panhead	1	1	
15-19	92901-04100	. . WASHER, spring	1	1	
15-20	1A0-81625-10	. . CONDENSER	1	1	
15-21	132-81225-10	. . CONDENSER	1	1	
15-22	98501-04010	. . SCREW, panhead	2	2	
15-23	92901-04100	. . WASHER, spring	2	2	
15-24	1A0-81632-10	. . PLATE, timing	1	1	
15-25	98501-04010	. . SCREW, panhead	1	1	
15-26	92901-04200	. . WASHER, plain	1	1	
15-27	1A0-81627-10	. . CLAMP, lead 1	1	1	
15-28	98501-04008	. . SCREW, panhead	2	2	
15-29	92901-04100	. . WASHER, spring	2	2	

Fig. 15 A. C. GENERATOR



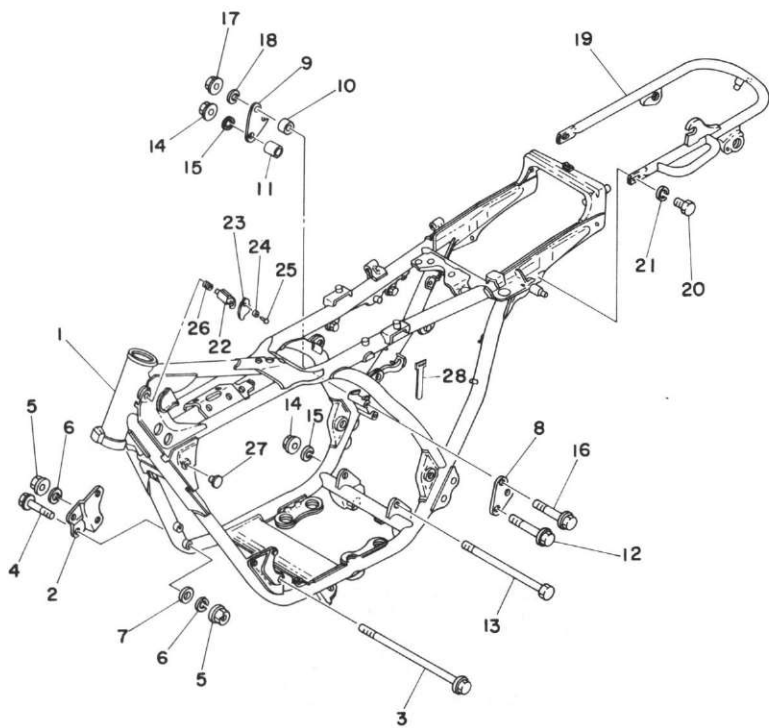
A. C. GENERATOR

Ref. No.	Parts No.	Description	Q'ty		Applicable Machine No.	Remarks
			250	400		
15-30	1A0-81628-10	. . CLAMP, lead 2	1	1		
15-31	90143-07022	SCREW (307-81452-00)	1	1		
15-32	92901-08100	WASHER, spring	1	1		
15-33	92501-06070	SCREW, panhead	3	3		
15-34	92901-06100	WASHER, spring	3	3		

CHASSIS



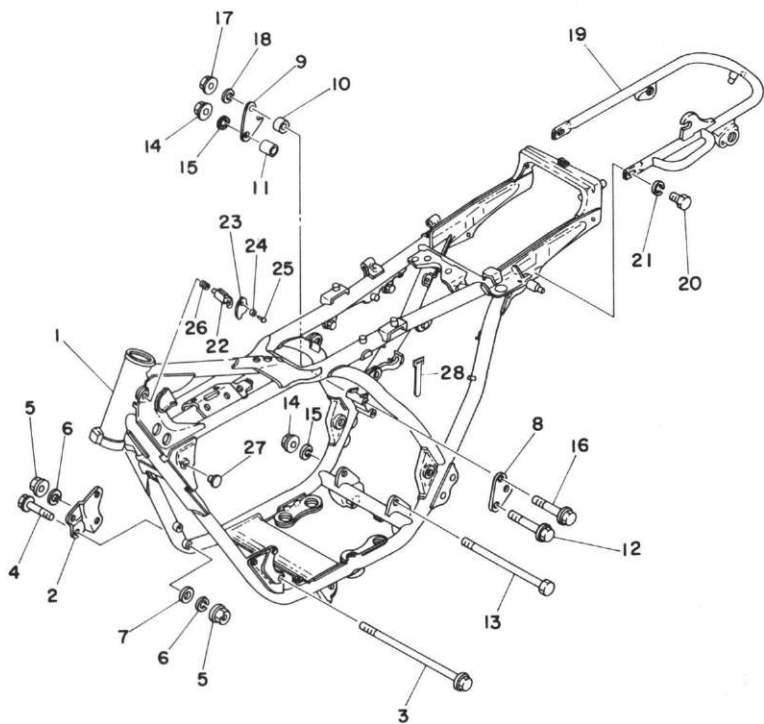
Fig. 16 FRAME



FRAME

Ref. No.	Parts No.	Description	Q'ty												Remarks		
				FRANCE	HOLLAND	W. GERMANY	SWITZERLAND	BEIJING	SWEDEN	FINLAND	DENMARK	NORWAY	AUSTRIA	ENGLAND		ITALY	
				250 400													
16- 1	1A3-21110-41-33	FRAME COMP.	1														Yamaha Black
	1A2-21110-30-33	FRAME COMP.	1	x													Yamaha Black
	1A0-21110-00-33	FRAME COMP.	1		x					x	x	x	x				Yamaha Black
	1A2-21110-80-33	FRAME COMP.	1						x								Yamaha Black
	1A2-21110-20-33	FRAME COMP.	1				x	x									Yamaha Black
	1A3-21110-41-33	FRAME COMP.	1			x											Yamaha Black
	1A3-21110-30-33	FRAME COMP.	1	x													Yamaha Black
	1A1-21110-00-33	FRAME COMP.	1		x					x	x	x	x	x			Yamaha Black
	1A3-21110-80-33	FRAME COMP.	1						x								Yamaha Black
	1A3-21110-20-33	FRAME COMP.	1					x									Yamaha Black
16- 2	1A0-21345-00	STAY, engine l	1 1	x	x	x	x	x	x	x	x	x	x	x	x	x	
16- 3	90105-08033	BOLT	2 2	x	x	x	x	x	x	x	x	x	x	x	x	x	
16- 4	95821-08055	BOLT, flange	2 2	x	x	x	x	x	x	x	x	x	x	x	x	x	
16- 5	95701-08100	NUT, flange	4 4	x	x	x	x	x	x	x	x	x	x	x	x	x	
16- 6	92901-08100	WASHER, spring	4 4	x	x	x	x	x	x	x	x	x	x	x	x	x	
16- 7	92901-08200	WASHER, plain	2 2	x	x	x	x	x	x	x	x	x	x	x	x	x	
16- 8	1A0-21315-00	STAY, engine rear upper left	1	x	x	x	x	x	x	x		x	x	x	x		
	1A1-21315-00	STAY, engine rear upper ..	1	x	x	x		x				x	x	x	x		
16- 9	1A0-21316-00	STAY, engine rear upper right	1	x	x	x	x	x	x	x		x	x	x	x		
	1A1-21315-00	STAY, engine rear upper ..	1	x	x	x		x				x	x	x	x		
16-10	90387-10516	COLLAR	1	x	x	x	x	x	x	x		x	x	x			
16-11	90387-12101	COLLAR	1 1	x	x	x	x	x	x	x		x	x	x	x		
16-12	95821-10080	BOLT, flange	1	x	x	x	x	x	x	x		x	x	x			
	95821-10070	BOLT, flange	1	x	x	x		x				x	x	x	x		
16-13	90101-10297	BOLT	1 1	x	x	x	x	x	x	x		x	x	x	x		
16-14	95701-10100	NUT, flange	2 2	x	x	x	x	x	x	x		x	x	x	x		
16-15	92901-10100	WASHER, spring	2 2	x	x	x	x	x	x	x		x	x	x	x		

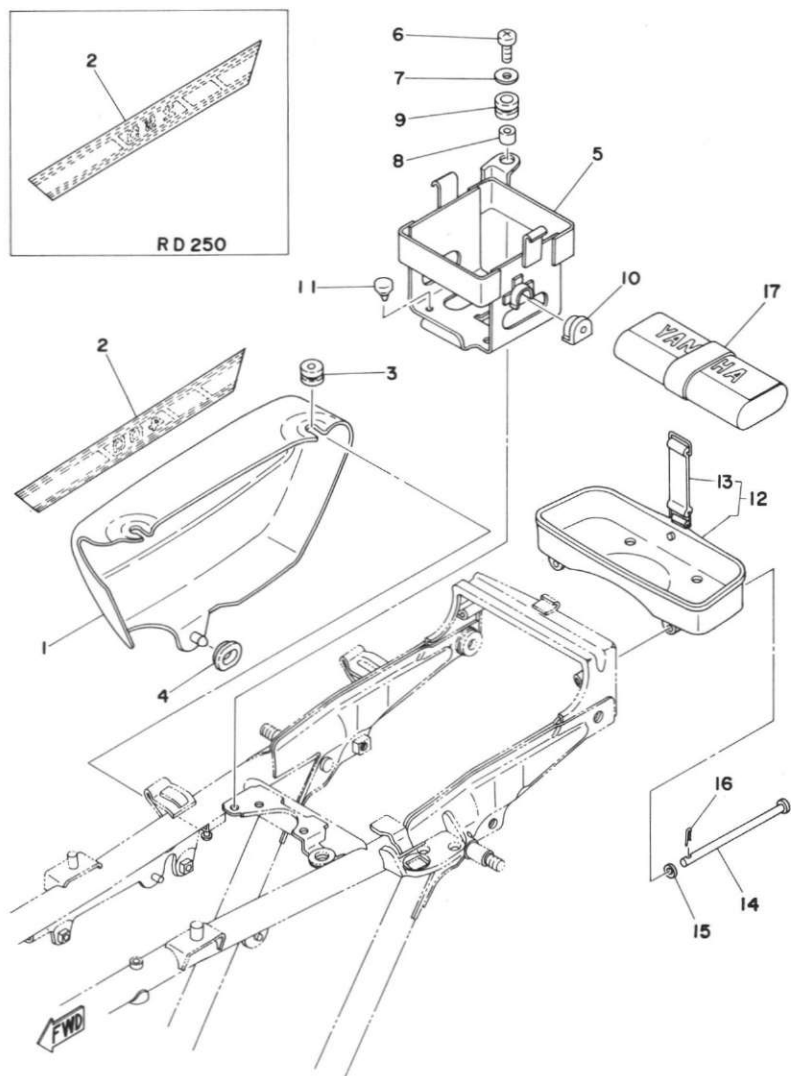
Fig. 16 FRAME



FRAME

Ref. No.	Parts No.	Description	Q'ty		FRANCE	HOLLAND	GERMANY	SWITZERLAND	BELGIUM	SWEDEN	FINLAND	DENMARK	NORWAY	AUSTRIA	ENGLAND	ITALY	Remarks
			250	400													
16-16	95821-08070	BOLT, flange	2	2	x	x	x	x	x	x	x	x	x	x	x	x	
16-17	95701-08100	NUT, flange	2	2	x	x	x	x	x	x	x	x	x	x	x	x	
16-18	92901-08100	WASHER, spring	2	2	x	x	x	x	x	x	x	x	x	x	x	x	
16-19	1A0-21645-01	STAY, rear	1	1	x	x	x	x	x	x	x	x	x	x	x	x	
16-20	97301-08020	BOLT, hexagon	2	2	x	x	x	x	x	x	x	x	x	x	x	x	
16-21	92901-08100	WASHER, spring	2	2	x	x	x	x	x	x	x	x	x	x	x	x	
16-22	169-23408-10	STEERING LOCK ASS'Y ..	1	1	x												*
	1A0-23408-00	STEERING LOCK ASS'Y ..	1	1		x		x					x	x	x	x	
16-23	134-23484-10	CAP, handle lock	1	1	x		x										
	584-23484-00	CAP, handle lock	1	1		x		x					x	x	x	x	
16-24	134-23488-10	WASHER, wave	1	1	x		x										*
	90206-04003	WASHER, wave (214-23488-00)	1	1		x		x					x	x	x	x	
16-25	134-23483-10	RIVET	1	1	x		x										*
	90269-04003	RIVET (214-23483-00)	1	1		x		x					x	x	x	x	
16-26	134-23485-10	SPRING	1	1	x		x										*
	90502-09024	SPRING, conical	1	1		x		x					x	x	x	x	
16-27	90338-04010	PLUG	2	2	x	x	x	x	x	x	x	x	x	x	x	x	
16-28	437-83936-10	BAND, switch cord	1	1	x	x	x	x	x	x	x	x	x	x	x	x	

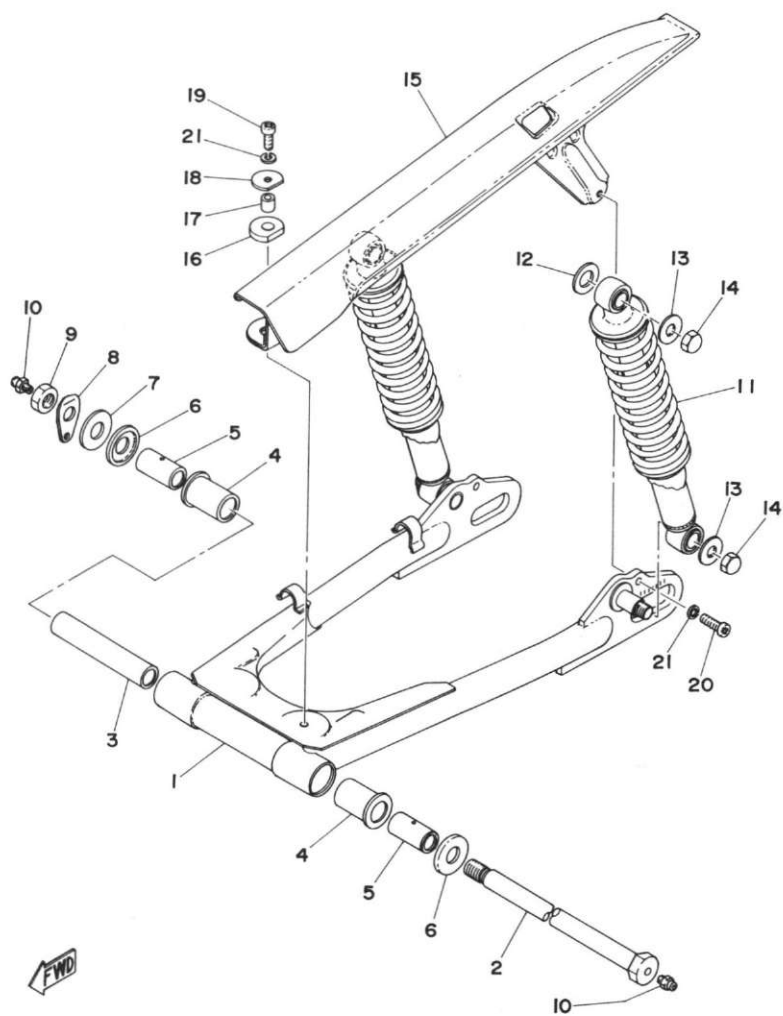
Fig. 17 SIDE COVER · BOX



SIDE COVER · BOX

Ref. No.	Parts No.	Description	Q'ty											Remarks			
				250	400	HOLLAND	FRANCE	SWITZERLAND	W. GERMANY	BELGIUM	SWEDEN	FINLAND	DENMARK		NORWAY	AUSTRIA	ENGLAND
17- 1	1A0-21721-00-20	COVER, side	1	x	x	x	x	x	x	x	x	x	x	x	x	x	
	1A0-21721-00-F3	COVER, side	1	x	x	x	x	x	x	x	x	x	x	x	x	x	
	1A0-21721-00-98	COVER, side	1	x	x	x	x	x	x	x	x	x	x	x	x	x	
	1A1-21721-00-20	COVER, side	1					x									
	1A1-21721-00-F3	COVER, side	1					x									
	1A1-21721-00-98	COVER, side	1					x									
	1A1-21721-00-75	COVER, side	1	x	x	x	x	x	x	x	x	x	x	x	x	x	
	1A1-21721-00-63	COVER, side	1	x	x	x	x	x	x	x	x	x	x	x	x	x	
	1A1-21721-00-98	COVER, side	1	x	x	x	x	x	x	x	x	x	x	x	x	x	
17- 2	1A0-21783-10	GRAPHIC, side cover	1	x	x	x	x	x	x	x	x	x	x	x	x	x	
	1A3-21783-00	GRAPHIC, side cover	1	x	x	x	x	x	x	x	x	x	x	x	x	x	
17- 3	90480-12053	GROMMET	2 2	x	x	x	x	x	x	x	x	x	x	x	x	x	
17- 4	90480-01141	GROMMET (371-21747-00)	1 1	x	x	x	x	x	x	x	x	x	x	x	x	x	
17- 5	1A0-21170-01-33	BOX COMP., battery	1 1	x	x	x	x	x	x	x	x	x	x	x	x	x	
17- 6	92501-06020	SCREW, panhead	1 1	x	x	x	x	x	x	x	x	x	x	x	x	x	
17- 7	90201-06380	WASHER, plate	1 1	x	x	x	x	x	x	x	x	x	x	x	x	x	
17- 8	90387-07390	COLLAR	1 1	x	x	x	x	x	x	x	x	x	x	x	x	x	
17- 9	90480-14102	GROMMET (214-21717-00)	1 1	x	x	x	x	x	x	x	x	x	x	x	x	x	
17-10	1A0-21746-01	DAMPER, battery box	2 2	x	x	x	x	x	x	x	x	x	x	x	x	x	
17-11	141-21717-00	DAMPER, side cover	4 4	x	x	x	x	x	x	x	x	x	x	x	x	x	
17-12	1A0-21107-00	TOOL BOX COMP.	1 1	x	x	x	x	x	x	x	x	x	x	x	x	x	
17-13	116-82131-00	. BAND, tool	1 1	x	x	x	x	x	x	x	x	x	x	x	x	x	
17-14	91701-05120	PIN, clevis	2 2	x	x	x	x	x	x	x	x	x	x	x	x	x	
17-15	92901-05600	WASHER, plate	2 2	x	x	x	x	x	x	x	x	x	x	x	x	x	
17-16	90468-10050	CLIP (156-83525-00)	2 2	x	x	x	x	x	x	x	x	x	x	x	x	x	
17-17	360-28100-11	TOOL ASS'Y	1	x	x	x	x	x	x	x	x	x	x	x	x	x	
	1A1-28100-10	TOOL ASS'Y	1	x	x	x	x	x	x	x	x	x	x	x	x	x	

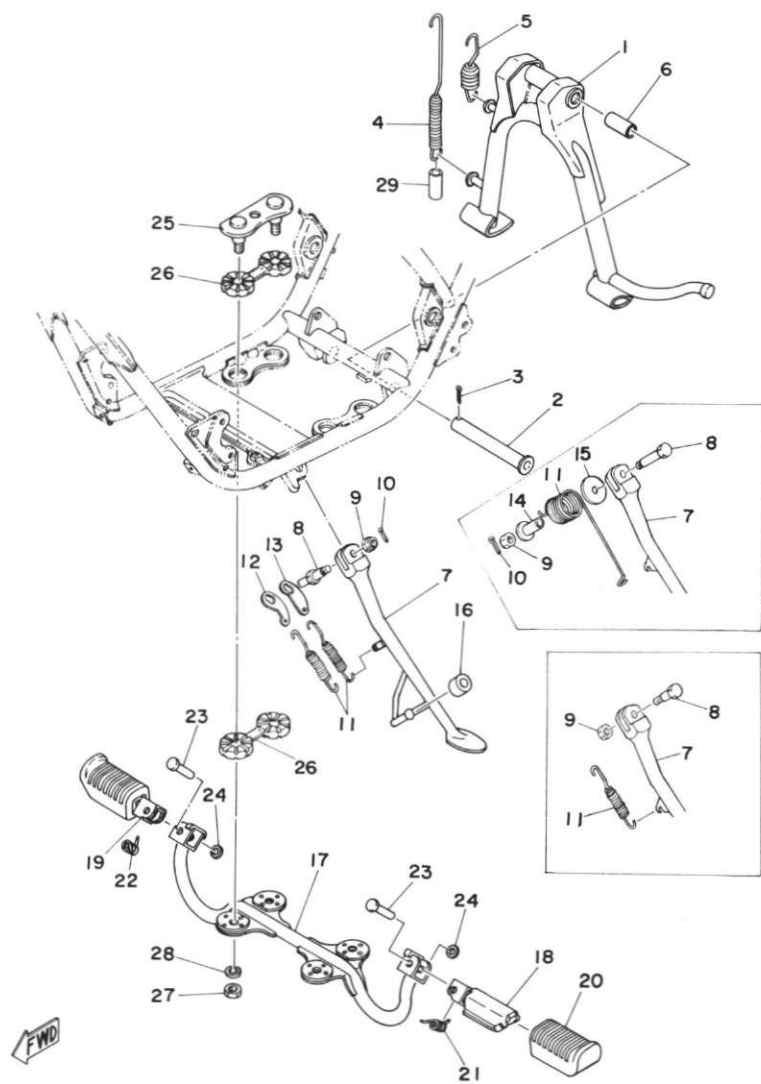
Fig. 18 REAR ARM · REAR CUSHION · CHAIN CASE



REAR ARM · REAR CUSHION · CHAIN CASE

Ref. No.	Parts No.	Description	Q'ty		Applicable Machine No.	Remarks
			250	400		
18- 1	1A0-22110-00-33	REAR ARM COMP.	1			Yamaha Black Except W.GERMANY
	1A1-22110-00-33	REAR ARM COMP.	1			Yamaha Black Exclusive for W.GERMANY
	1A1-22110-00-33	REAR ARM COMP.		1		Yamaha Black
18- 2	156-22141-00	SHAFT, pivot	1	1		
18- 3	90387-16128	COLLAR (150-22126-00)	1	1		
18- 4	90386-22018	BUSHING (148-22123-00)	2	2		
18- 5	90387-16226	COLLAR (150-22124-00)	2	2		
18- 6	1A0-22128-00	COVER, thrust	2	2		
18- 7	240-22127-00	SHIM, rear arm	U.R	U.R		
18- 8	1A0-22149-00	WASHER, lock	1	1		
18- 9	90170-14174	NUT	1	1		
18-10	93700-06004	NIPPLE, grease	2	2		
18-11	1A1-22210-21	REAR CUSHION ASS'Y	2	2		
18-12	90201-14218	WASHER, plate (135-22243-00)	2	2		
18-13	90201-10140	WASHER, plate	4	4		
18-14	90176-10013	NUT, cap	4	4		
18-15	1A0-22311-00-33	CASE, chain	1	1		Yamaha Black
18-16	278-22332-00	DAMPER, chain case	1	1		
18-17	90387-07389	COLLAR (256-21544-00)	1	1		
18-18	90209-06034	WASHER (278-22316-00)	1	1		
18-19	92501-06020	SCREW, panhead	1	1		
18-20	92501-06018	SCREW panhead	1	1		
18-21	92901-06100	WASHER, spring	2	2		

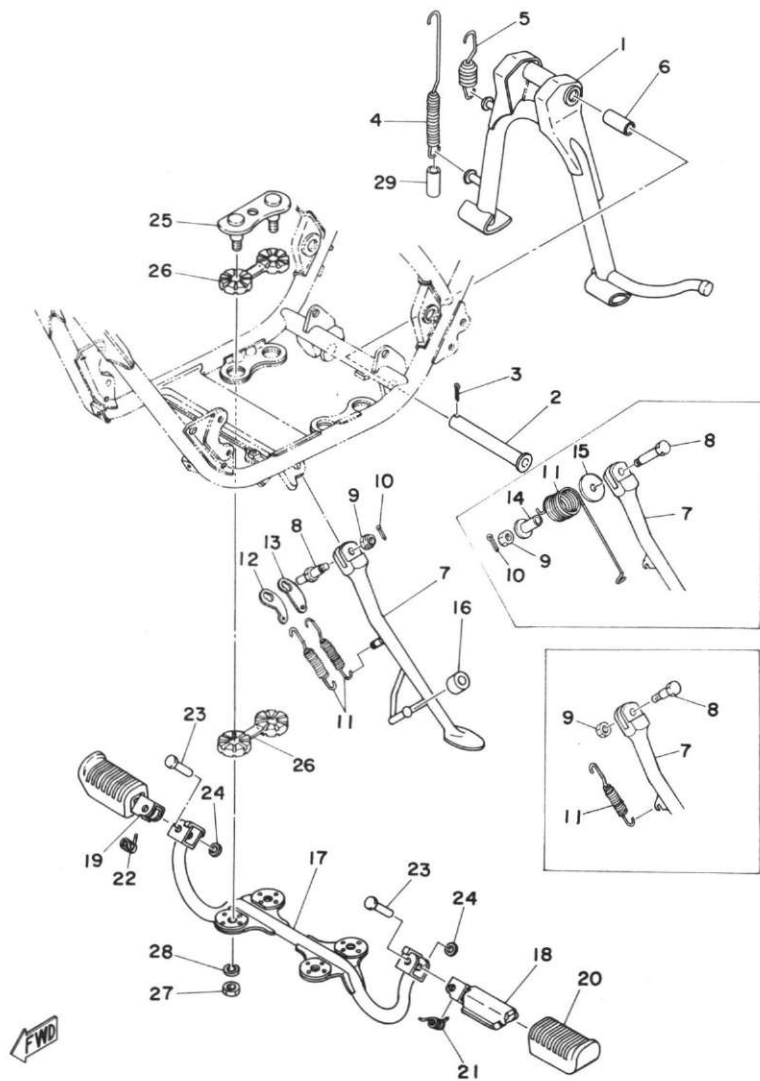
Fig. 19 STAND · FOOTREST



STAND · FOOTREST

Ref. No.	Parts No.	Description	Q'ty												Remarks			
				250	400	HOLLAND	FRANCE	GERMANY	SWITZERLAND	BEIGIUM	SWEDEN	FINLAND	DENMARK	NORWAY		AUSTRIA	IRELAND	ITALY
19- 1	1A2-27111-00	STAND, main	1 1			x												
	278-27111-00	STAND, main	1 1	x	x		x	x	x	x		x	x	x	x	x		
19- 2	278-27112-00	SHAFT, main stand	1 1	x	x	x	x	x	x	x		x	x	x	x	x		
19- 3	91401-30025	PIN, cotter	1 1	x	x	x	x	x	x	x		x	x	x	x	x		
19- 4	90507-32027	SPRING, tension	1 1			x												
	90506-35058	SPRING, tension (278-27116-00)	1 1	x	x		x	x	x		x	x	x	x	x	x		
19- 5	90507-32028	SPRING, tension	1 1			x												
19- 6	90445-19307	HOSE	1 1			x												
19- 7	1A2-27311-00-33	STAND, side	1 1			x												
	278-27311-01	STAND, side	1 1					x	x	x						x		
	1A0-27311-00-33	STAND, side	1 1	x	x			x				x	x	x				
19- 8	1A2-27317-00	BOLT, side stand	1 1			x												
	90109-08415	BOLT	1 1					x	x	x						x		
	90109-08034	BOLT (266-27317-00)	1 1	x	x			x				x	x	x				
19- 9	90170-08158	NUT, hexagon	1 1	x	x			x				x	x	x				
	95301-08900	NUT, slotted	1 1			x	x		x		x					x		
19-10	91401-20018	PIN, cotter	1 1			x	x		x		x							x
19-11	90507-25023	SPRING, tension	2 2			x												
	90507-25023	SPRING, tension	1 1	x	x			x				x	x	x				
	90508-32177	SPRING (360-27316-00)	1 1					x	x	x						x		
19-12	1A2-27315-00	LINK, side stand	1 1			x												
19-13	1A2-27315-10	LINK, side stand	1 1			x												
19-14	90387-10255	COLLAR (360-27313-90)... ..	1 1					x	x	x								x
19-15	90201-08569	WASHER, plate	1 1					x	x	x								x
19-16	278-27314-00	STOPPER, side stand	1 1	x	x	x	x	x	x			x	x	x	x	x		
19-17	1A0-27412-01	FOOTREST	1 1	x	x	x	x	x	x			x	x	x	x	x		
19-18	1A0-27451-00	FOOTREST 3, left	1 1	x	x	x	x	x	x			x	x	x	x	x		
19-19	1A0-27461-00	FOOTREST 4, right	1 1	x	x	x	x	x	x			x	x	x	x	x		
19-20	1A0-27413-00	COVER, footrest	2 2	x	x	x	x	x	x			x	x	x	x	x		

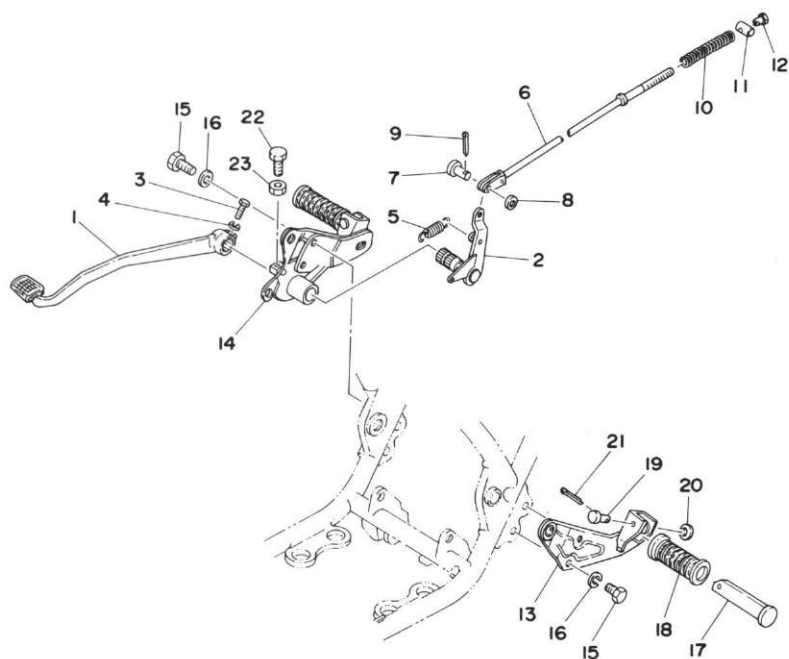
Fig. 19 STAND · FOOTREST



STAND · FOOTREST

Ref. No.	Parts No.	Description	Q'ty												Remarks		
				250	400	FRANCE	HOLLAND	GERMANY	SWITZERLAND	BELGIUM	SWEDEN	FINLAND	DENMARK	NORWAY		AUSTRIA	ENGLAND
19-21	90508-20154	SPRING, torsion (371-27426-00)	1	x	x	x	x	x	x	x	x	x	x	x	x	x	
19-22	90508-20155	SPRING, torsion (371-27456-00)	1	x	x	x	x	x	x	x	x	x	x	x	x	x	
19-23	90243-08006	PIN (214-27418-00)	2	x	x	x	x	x	x	x	x	x	x	x	x	x	
19-24	90201-06042	WASHER, plate (214-27417-00)	2	x	x	x	x	x	x	x	x	x	x	x	x	x	
19-25	1A0-27416-00	BOLT, footrest	2	x	x	x	x	x	x	x	x	x	x	x	x	x	
19-26	1A0-27414-00	DAMPER, footrest	4	x	x	x	x	x	x	x	x	x	x	x	x	x	
19-27	95701-10100	NUT, flange	4	x	x	x	x	x	x	x	x	x	x	x	x	x	
19-28	92901-10100	WASHER, spring	4	x	x	x	x	x	x	x	x	x	x	x	x	x	
19-29	90445-19307	HOSE	1						x								

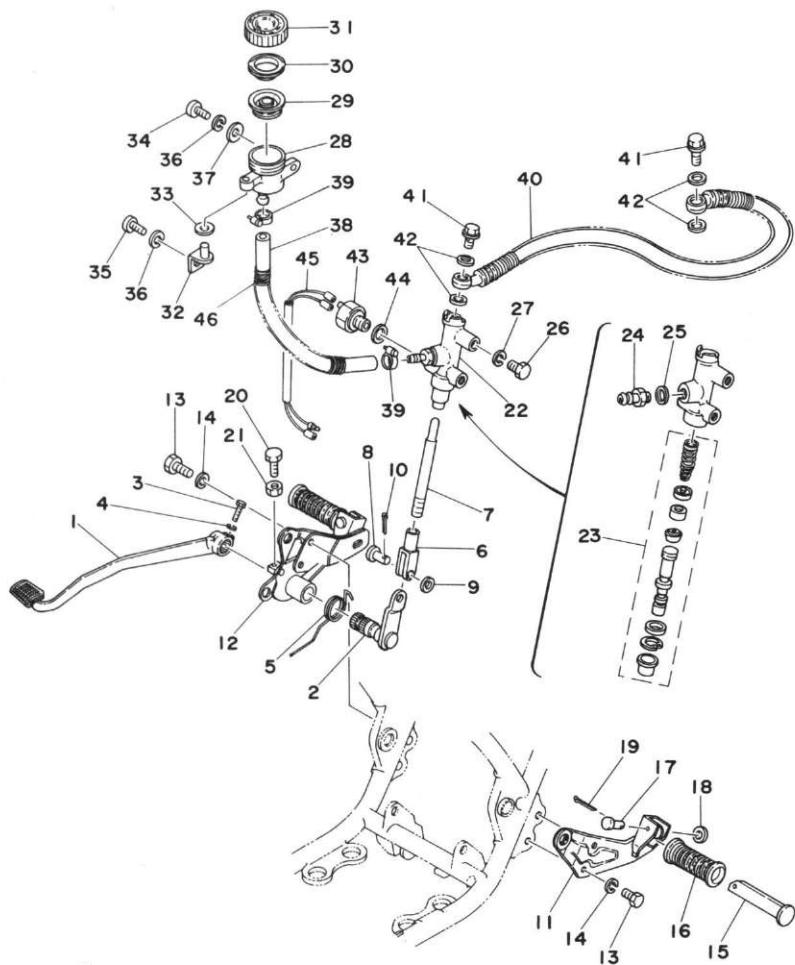
Fig. 20 BRAKE PEDAL (RD250; Except W. GERMANY)



BRAKE PEDAL (RD250: Except W. GERMANY)

Ref. No.	Parts No.	Description	Q'ty		Applicable Machine No.	Remarks
			250	400		
20- 1	1A0-27211-00-33	PEDAL, brake	1			Yamaha Black
20- 2	1A0-27212-00	SHAFT, brake	1			
20- 3	97321-06025	BOLT, hexagon	1			
20- 4	92901-06100	WASHER, spring	1			
20- 5	90506-20042	SPRING, tension (146-27216-00)	1			
20- 6	1A0-27231-00	ROD, brake	1			
20- 7	90240-06006	PIN, with hole (248-27228-00)	1			
20- 8	92901-06200	WASHER, plain	1			
20- 9	91401-25012	PIN, cotter	1			
20-10	90501-10245	SPRING, compression (180-27236-00)	1			
20-11	90249-12008	PIN (156-27237-00)	1			
20-12	90179-06176	NUT	1			
20-13	1A0-21445-01-33	STAY, muffler left	1			Yamaha Black
20-14	1A0-21446-01-33	STAY, muffler right	1			Yamaha Black
20-15	97321-08020	BOLT, hexagon	4			
20-16	92901-08100	WASHER, spring	4			
20-17	120-27431-00	ARM, rear footrest	2			
20-18	120-27433-00	COVER, rear footrest	2			
20-19	91501-06035	PIN, clevis	2			
20-20	90201-20279	WASHER, plate	2			
20-21	91401-16012	PIN, cotter	2			
20-22	90101-06288	BOLT	1			
20-23	95301-06700	NUT, hexagon	1			

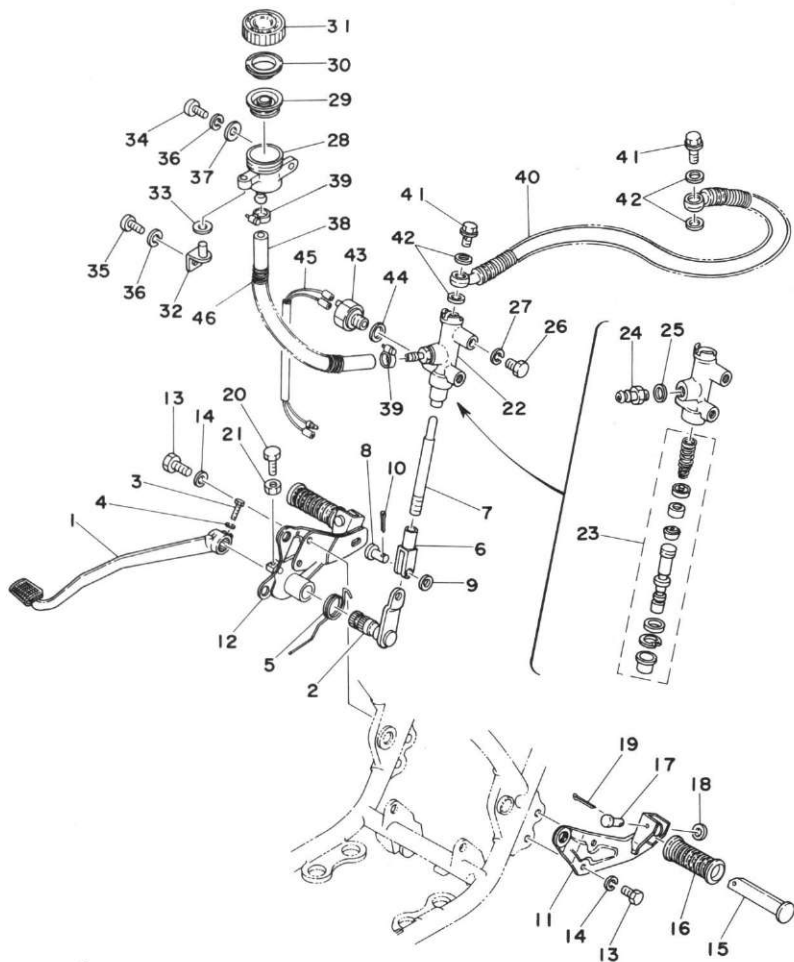
Fig. 21 BRAKE PEDAL · MASTER CYLINDER
 (RD250: Exclusive for W. GERMANY)
 (RD400: STD)



BRAKE PEDAL · MASTER CYLINDER
(RD250: Exclusive for W. GERMANY) (RD400: STD)

Ref. No.	Parts No.	Description	Q'ty		Applicable Machine No.	Remarks
			250	400		
21- 1	1A0-27211-00-33	PEDAL, brake	1	1		
21- 2	1A1-27212-00	SHAFT, brake	1	1		
21- 3	97321-06025	BOLT, hexagon	1	1		
21- 4	92901-06100	WASHER, spring	1	1		
21- 5	90508-35302	SPRING, torsion	1	1		
21- 6	1A1-27222-01	JOINT	1	1		
21- 7	1A1-27231-00	ROD, brake	1	1		
21- 8	90240-08013	PIN, with hole (307-18118-00)...	1	1		
21- 9	90201-08083	WASHER, plate (156-27226-00)..	1	1		
21-10	91401-16012	PIN, cotter	1	1		
21-11	1A0-21445-01-33	STAY, muffler left	1	1		Yamaha Black
21-12	1A0-21446-01-33	STAY, muffler right	1	1		Yamaha Black
21-13	97321-08020	BOLT, hexagon	4	4		
21-14	92901-08100	WASHER, spring	4	4		
21-15	120-27431-00	ARM, rear footrest	2	2		
21-16	120-27433-00	COVER, rear footrest	2	2		
21-17	91501-06035	PIN, clevis	2	2		
21-18	90201-20279	WASHER, plate	2	2		
21-19	91401-16012	PIN, cotter	2	2		
21-20	90101-06288	BOLT	1	1		
21-21	95301-06700	NUT, hexagon	1	1		
21-22	1A3-25850-50	MASTER CYLINDER ASS'Y, rear	1	1		
21-23	1A3-20000-50	. CYLINDER KIT, master	1	1		
21-24	1A1-25899-50	. BOLT, union	1	1		
21-25	1A1-25898-50	. GASKET	1	1		
21-26	97301-08015	BOLT, hexagon	2	2		
21-27	92901-08100	WASHER, spring	2	2		
21-28	1A1-25894-00	TANK, reservoir	1	1		
21-29	360-25854-00	DIAPHRAGM, reservoir	1	1		

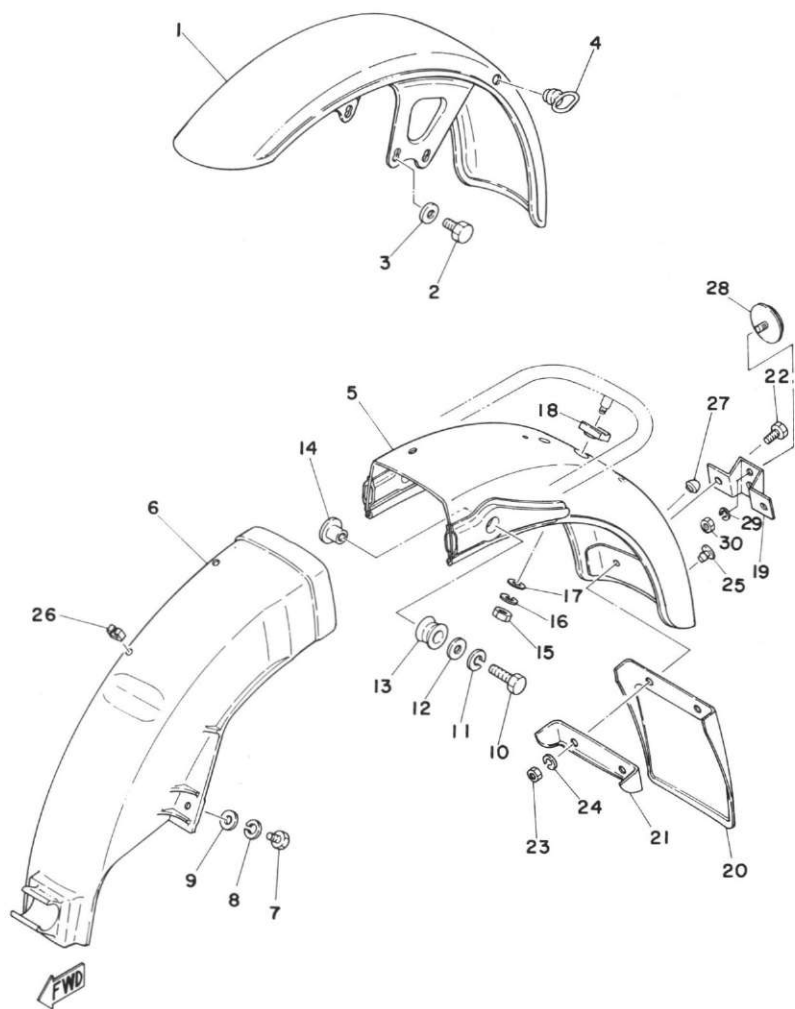
Fig. 21 BRAKE PEDAL · MASTER CYLINDER
 (RD250: Exclusive for W. GERMANY)
 (RD400: STD)



BRAKE PEDAL · MASTER CYLINDER
(RD250: Exclusive for W. GERMANY) (RD400: STD)

Ref. No.	Parts No.	Description	Q'ty		Applicable Machine No.	Remarks
			250	400		
21-30	360-25855-01	GASKET, diaphragm	1	1		
21-31	1A1-25852-00	CAP, reservoir	1	1		
21-32	1A1-21798-00	BRACKET, reservoir tank	1	1		
21-33	90201-06050	WASHER, plate	1	1		
21-34	92501-06018	SCREW, panhead	1	1		
21-35	92501-06015	SCREW, panhead	1	1		
21-36	92901-06100	WASHER, spring	2	2		
21-37	92901-06200	WASHER, plain	1	1		
21-38	1A1-25895-00	HOSE, reservoir	1	1		
21-39	90460-16068	CLAMP, hose	2	2		
21-40	1A1-25872-51	HOSE, brake	1	1		
21-41	90401-10034	BOLT, union	2	2		
21-42	90201-10118	WASHER, plate	4	4		
21-43	341-83980-30	FRONT STOP SWITCH ASS'Y ..	1	1		
21-33	90201-10128	WASHER, plate (341-83909-00)..	1	1		
21-45	1A1-82531-00	WIRE, lead	1	1		
21-46	90501-10406	SPRING, compression	1	1		

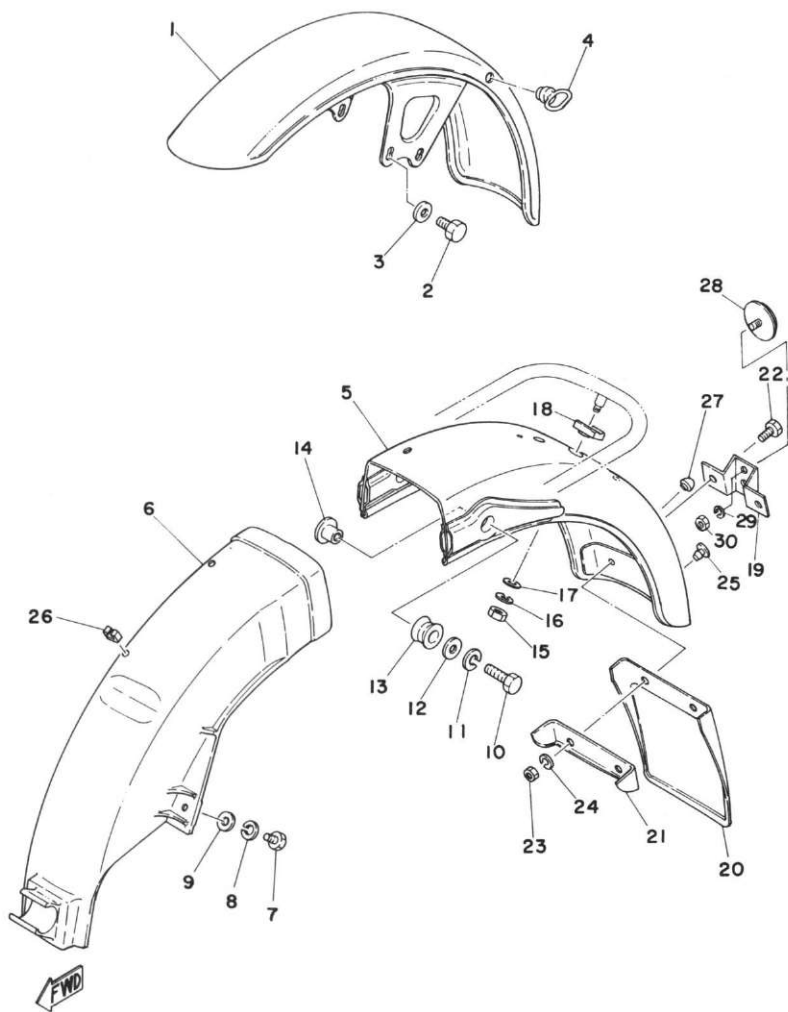
Fig. 22 FRONT FENDER · REAR FENDER



FRONT FENDER · REAR FENDER

Ref. No.	Parts No.	Description	Q'ty												Remarks			
				250	400	FRANCE	HOLLAND	WEST GERMANY	SWITZERLAND	BELOJUM	SWEDEN	FINLAND	DENMARK	NORWAY		AUSTRIA	ENGLAND	ITALY
22- 1	1A0-21510-02-93	FRONT FENDER COMP.	1 1	x	x	x	x	x	x	x	x	x	x	x	x	x	x	
22- 2	90101-08253	BOLT	4 4	x	x	x	x	x	x	x	x	x	x	x	x	x	x	
22- 3	90201-08097	WASHER, plate (700-48192-10)	4 4	x	x	x	x	x	x	x	x	x	x	x	x	x	x	
22- 4	1A0-21518-00	HOLDER, wire	1 1	x	x	x	x	x	x	x	x	x	x	x	x	x	x	
22- 5	1A2-21610-00-93	REAR FENDER COMP.	1 1			x	x	x	x	x								
	1A0-21610-00-93	REAR FENDER COMP.	1 1	x	x					x					x	x	x	
22- 6	1A0-21629-00	MUD, guard	1 1	x	x	x	x	x	x	x	x	x	x	x	x	x	x	
22- 7	97301-06015	BOLT, hexagon	2 2	x	x	x	x	x	x	x	x	x	x	x	x	x	x	
22- 8	92901-06100	WASHER, spring	2 2	x	x	x	x	x	x	x	x	x	x	x	x	x	x	
22- 9	92901-06600	WASHER, plate	2 2	x	x	x	x	x	x	x	x	x	x	x	x	x	x	
22-10	97301-10035	BOLT, hexagon	2 2	x	x	x	x	x	x	x	x	x	x	x	x	x	x	
22-11	92901-10100	WASHER, spring	2 2	x	x	x	x	x	x	x	x	x	x	x	x	x	x	
22-12	92901-10600	WASHER, plate	2 2	x	x	x	x	x	x	x	x	x	x	x	x	x	x	
22-13	168-21639-00	DAMPER, rear	2 2	x	x	x	x	x	x	x	x	x	x	x	x	x	x	
22-14	90179-10220	NUT	2 2	x	x	x	x	x	x	x	x	x	x	x	x	x	x	
22-15	95301-06600	NUT, hexagon	1 1	x	x	x	x	x	x	x	x	x	x	x	x	x	x	
22-16	92901-06100	WASHER, spring	1 1	x	x	x	x	x	x	x	x	x	x	x	x	x	x	
22-17	90201-06069	WASHER, plate (135-21491-00)	1 1	x	x	x	x	x	x	x	x	x	x	x	x	x	x	
22-18	341-21638-00	DAMPER, rear fender	1 1	x	x	x	x	x	x	x	x	x	x	x	x	x	x	
22-19	413-21641-00	BRACKET, reflector	1 1			x							x	x				
22-20	413-21621-90	FLAP, rear fender	1 1										x		x			
22-21	413-21622-90	BAND, flap	1 1										x		x			
22-22	97301-06015	BOLT, hexagon	2 2			x							x		x			
22-23	95301-06600	NUT, hexagon	2 2			x							x		x			
22-24	92901-06100	WASHER, spring	2 2			x							x		x			
22-25	90338-07043	PLUG (288-83319-00)	2										x					
22-26	90467-08020	CLAMP	1 1	x	x	x	x	x	x	x	x	x	x	x	x	x	x	
22-27	170-21746-00	DAMPER, cleaner stopper	1 1	x	x	x	x	x	x	x	x	x	x	x	x	x	x	

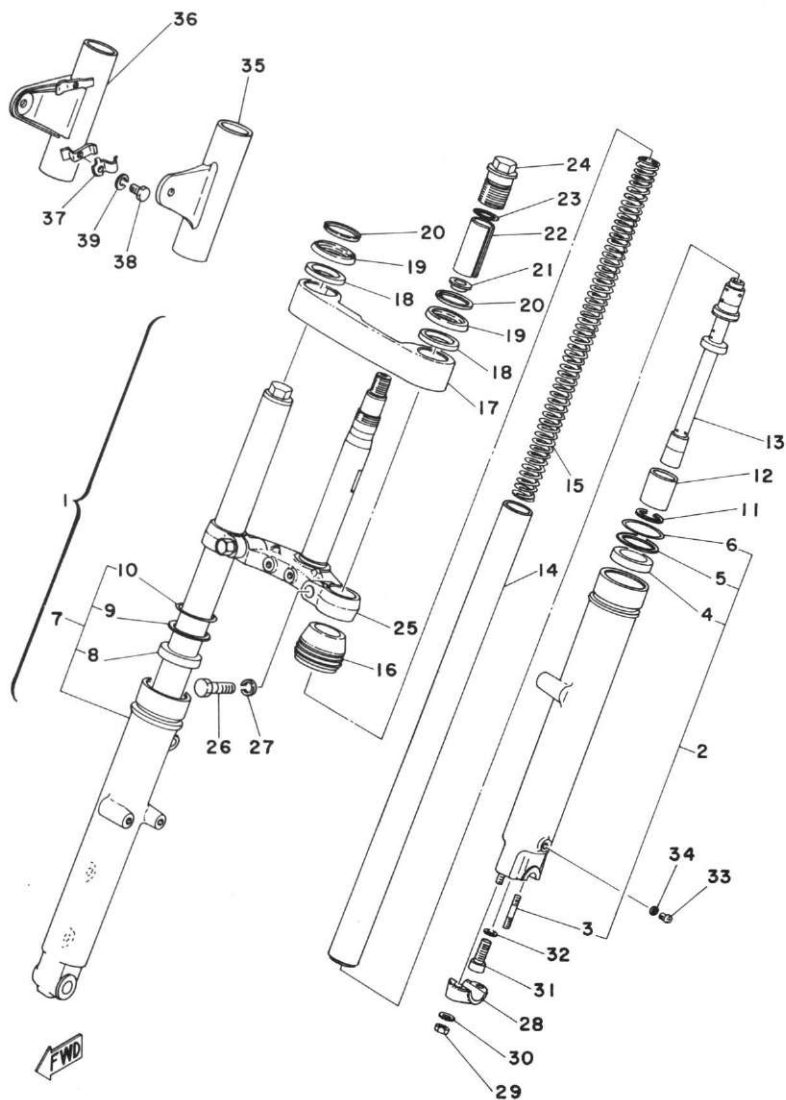
Fig. 22 FRONT FENDER · REAR FENDER



FRONT FENDER · REAR FENDER

Ref. No.	Parts No.	Description	Q'ty		FRANCE	HOLLAND	GERMANY	SWITZERLAND	BELGIUM	SWEDEN	FINLAND	DENMARK	NORWAY	AUSTRIA	ENGLAND	ITALY	Remarks
			250	400													
22-28	449-85131-00	REFLECTOR	1	1			x		x			x	x				
22-29	92901-05100	WASHER, spring	1	1			x		x			x	x				
22-30	95301-05600	NUT, hexagon	1	1			x		x			x	x				

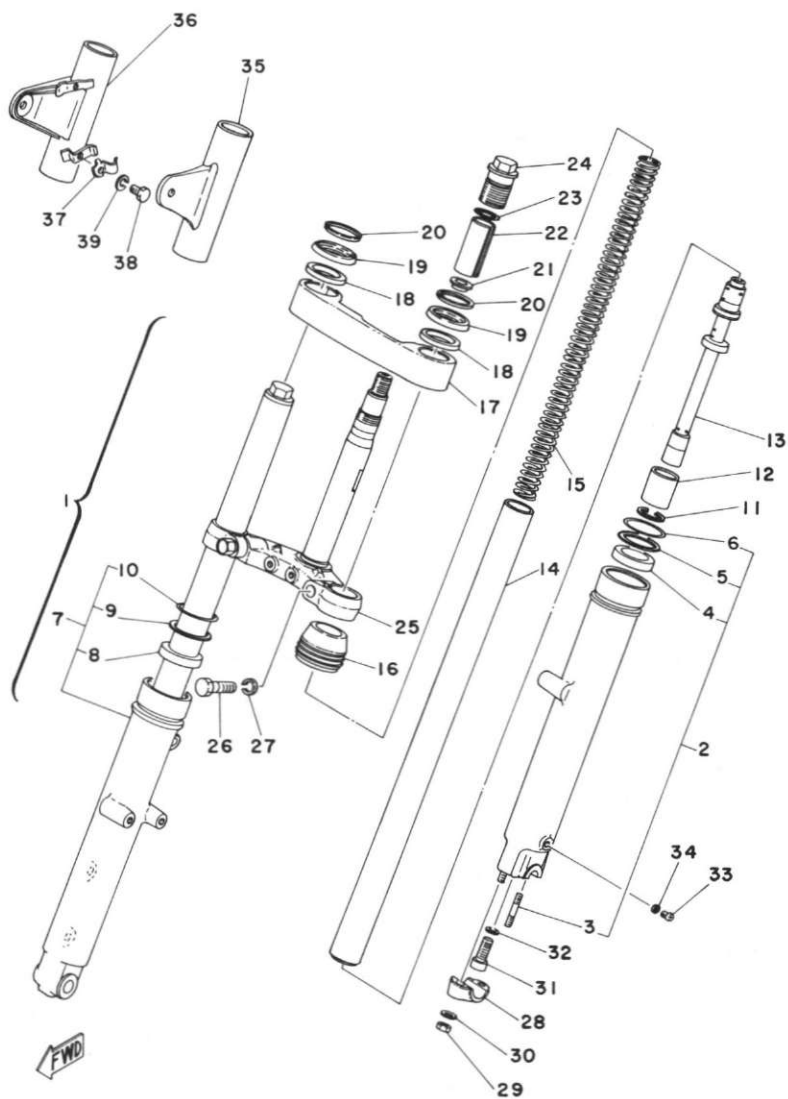
Fig. 23 FRONT FORK



FRONT FORK

Ref. No.	Parts No.	Description	Q'ty		FRANCE	HOLLAND	GERMANY	SWITZERLAND	BELGIUM	SWEDEN	FINLAND	DENMARK	NORWAY	AUSTRIA	ENGLAND	ITALY	Remarks
			250	400													
23- 1	1A2-23101-31	FRONT FORK ASS'Y	...	1 1			x		x								
	1A3-23101-00	FRONT FORK ASS'Y	...	1 1	x	x	x	x	x			x	x	x	x	x	
23- 2	1A0-23126-01	. TUBE, outer left	1 1	x	x	x	x	x	x		x	x	x	x	x	
23- 3	1H3-23128-50	. . BOLT, axle holder	...	2 2	x	x	x	x	x	x		x	x	x	x	x	
23- 4	278-23145-51	. . OIL SEAL	1 1	x	x	x	x	x	x		x	x	x	x	x	
23- 5	214-23146-00	. . WASHER, oil seal	...	1 1	x	x	x	x	x	x		x	x	x	x	x	
23- 6	214-23156-00	. . CLIP, oil seal	1 1	x	x	x	x	x	x		x	x	x	x	x	
23- 7	1A0-23136-01	. TUBE, outer right	1 1	x	x	x	x	x	x		x	x	x	x	x	
23- 8	278-23145-51	. . OIL SEAL	1 1	x	x	x	x	x	x		x	x	x	x	x	
23- 9	214-23146-00	. . WASHER, oil seal	1 1	x	x	x	x	x	x		x	x	x	x	x	
23-10	214-23156-00	. . CLIP, oil seal	1 1	x	x	x	x	x	x		x	x	x	x	x	
23-11	93450-30033	. CIRCLIP	2 2	x	x	x	x	x	x		x	x	x	x	x	
23-12	434-23171-00	. PISTON, front fork	2 2	x	x	x	x	x	x		x	x	x	x	x	
23-13	1A0-23170-01	. CYLINDER COMP., front fork	2 2	x	x	x	x	x	x		x	x	x	x	x	
23-14	1A0-23124-01	. TUBE, inner	2 2	x	x	x	x	x	x		x	x	x	x	x	
23-15	1A3-23141-00	. SPRING, fork	2 2	x	x	x	x	x	x		x	x	x	x	x	
23-16	584-23144-50	. SEAL, dust	2 2	x	x	x	x	x	x		x	x	x	x	x	
23-17	1A0-23122-00	. COVER, outer	1 1	x	x	x	x	x	x		x	x	x	x	x	
23-18	291-23163-61	. PACKING	2 2	x	x	x	x	x	x		x	x	x	x	x	
23-19	1A0-23116-00	. GUIDE, cover under	...	2 2	x	x	x	x	x	x		x	x	x	x	x	
23-20	321-23115-50	. GUIDE, cover upper	...	2 2	x	x	x	x	x	x		x	x	x	x	x	
23-21	256-23142-60	. SEAT, spring upper	...	2 2	x	x	x	x	x	x		x	x	x	x	x	
23-22	214-23118-00	. SPACER	2 2	x	x	x	x	x	x		x	x	x	x	x	
23-23	214-23114-00	. PACKING	2 2	x	x	x	x	x	x		x	x	x	x	x	
23-24	366-23111-60	. BOLT, cap	2 2	x	x	x	x	x	x		x	x	x	x	x	
23-25	1A2-23340-30-33	. UNDER BRACKET COMP.		1 1			x		x								Yamaha Black
	1A0-23340-00-33	. UNDER BRACKET COMP.		1 1	x	x	x	x				x	x	x	x	x	Yamaha Black

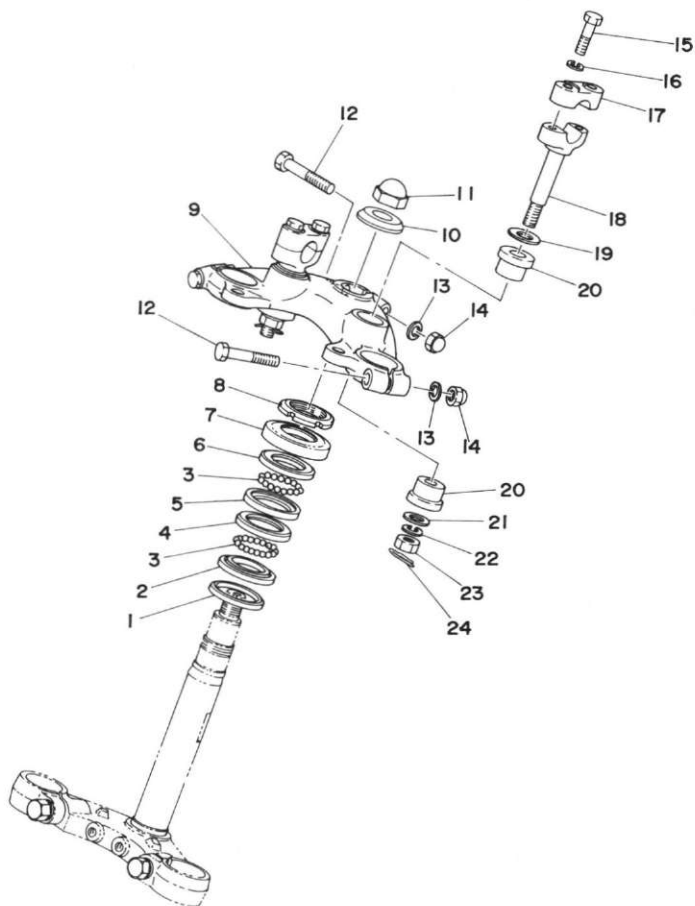
Fig. 23 FRONT FORK



FRONT FORK

Ref. No.	Parts No.	Description	Q'ty												Remarks		
				250	400	FRANCE	HOLLAND	GERMANY	SWITZERLAND	BELGIUM	SWEDEN	DENMARK	NORWAY	AUSTRIA		FINLAND	ITALY
23-26	306-23346-60	. BOLT, under bracket ..	2 2	x	x	x	x	x	x	x	x	x	x	x	x	x	
23-27	92901-12100	. WASHER, spring	2 2	x	x	x	x	x	x	x	x	x	x	x	x	x	
23-28	306-23167-60	. HOLDER, axle	1 1	x	x	x	x	x	x	x	x	x	x	x	x	x	
23-29	90185-08054	. NUT U	2 2	x	x	x	x	x	x	x	x	x	x	x	x	x	
23-30	92901-08600	. WASHER, plate	2 2	x	x	x	x	x	x	x	x	x	x	x	x	x	
23-31	278-23181-50	. BOLT	2 2	x	x	x	x	x	x	x	x	x	x	x	x	x	
23-32	509-23158-L0	. PACKING	2 2	x	x	x	x	x	x	x	x	x	x	x	x	x	
23-33	122-23119-01	. PLUG, drain	2 2	x	x	x	x	x	x	x	x	x	x	x	x	x	
23-34	122-23129-00	. GASKET, drain plug ...	2 2	x	x	x	x	x	x	x	x	x	x	x	x	x	
23-35	1A0-23121-01-33	COVER, upper left	1 1	x	x	x	x	x	x	x	x	x	x	x	x	x	Yamaha Black
23-36	1A0-23131-01-33	COVER, upper right	1 1	x	x	x	x	x	x	x	x	x	x	x	x	x	Yamaha Black
23-37	1A0-23164-00	STAY, fitting	2 2	x	x	x	x	x	x	x	x	x	x	x	x	x	
23-38	97301-06012	BOLT, hexagon	2 2	x	x	x	x	x	x	x	x	x	x	x	x	x	
23-39	92901-06100	WASHER, spring	2 2	x	x	x	x	x	x	x	x	x	x	x	x	x	

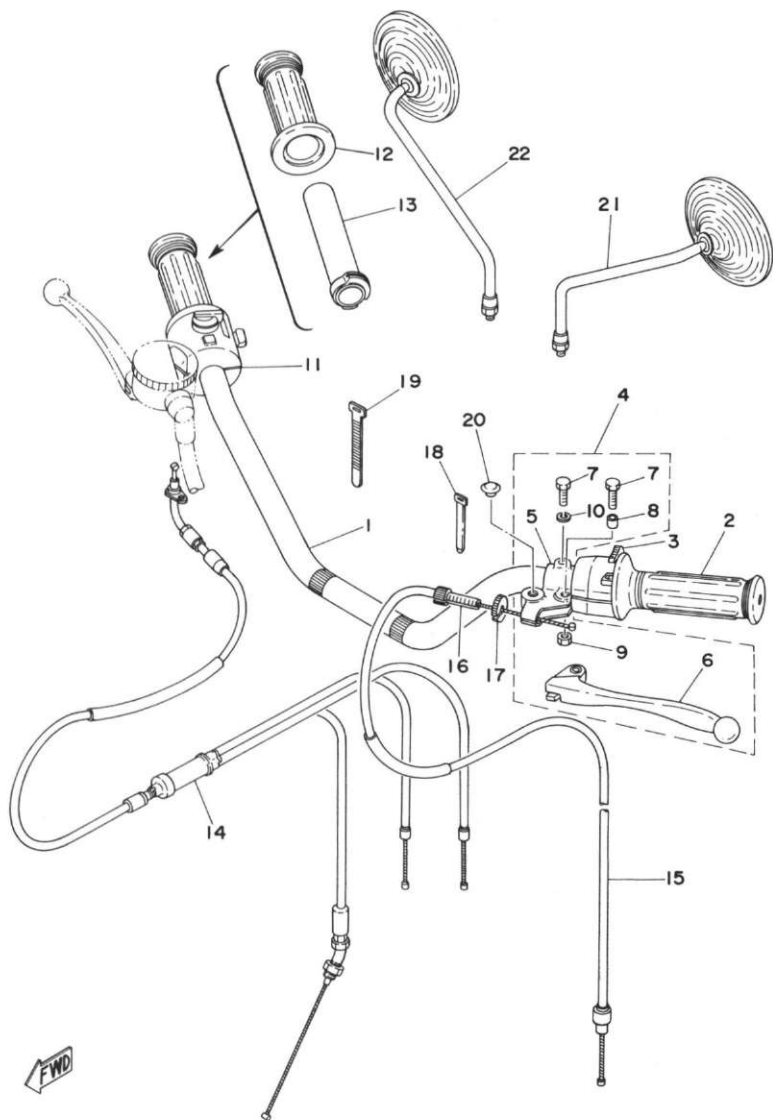
Fig. 24 STEERING



STEERING

Ref. No.	Parts No.	Description	Q'ty		Applicable Machine No.	Remarks
			250	400		
24- 1	164-23462-00	SEAL, dust	1	1		
24- 2	156-23411-00	RACE, ball 1	1	1		
24- 3	93501-04011	BALL (1/4 inch)	38	38		
24- 4	156-23412-00	RACE, ball 2	1	1		
24- 5	183-23412-00	RACE, ball 2	1	1		
24- 6	183-23411-00	RACE, ball 1	1	1		
24- 7	136-23415-00	COVER, ball race	1	1		
24- 8	90179-25033	NUT (137-23454-00)	1	1		
24- 9	1A0-23435-01-98	CROWN, handle	1	1		Low Gloss Black
24-10	90209-17057	WASHER (174-23443-00)	1	1		
24-11	90176-16016	NUT, cap	1	1		
24-12	97323-08055	BOLT, hexagon	3	3		
24-13	92903-08100	WASHER, spring	3	3		
24-14	95303-08800	NUT, crown	3	3		
24-15	97323-08030	BOLT, hexagon	4	4		
24-16	92901-08100	WASHER, spring	4	4		
24-17	315-23441-00-98	HOLDER, handle upper	2	2		Low Gloss Black
24-18	256-23442-00-98	HOLDER, handle lower	2	2		Low Gloss Black
24-19	90201-12195	WASHER, plate (167-22243-00)	2	2		
24-20	90385-12027	BUSHING	4	4		
24-21	90201-10146	WASHER, plate	2	2		
24-22	92901-10100	WASHER, spring	2	2		
24-23	95301-10700	NUT, hexagon	2	2		
24-24	90468-12006	CLIP (136-25375-00)	2	2		

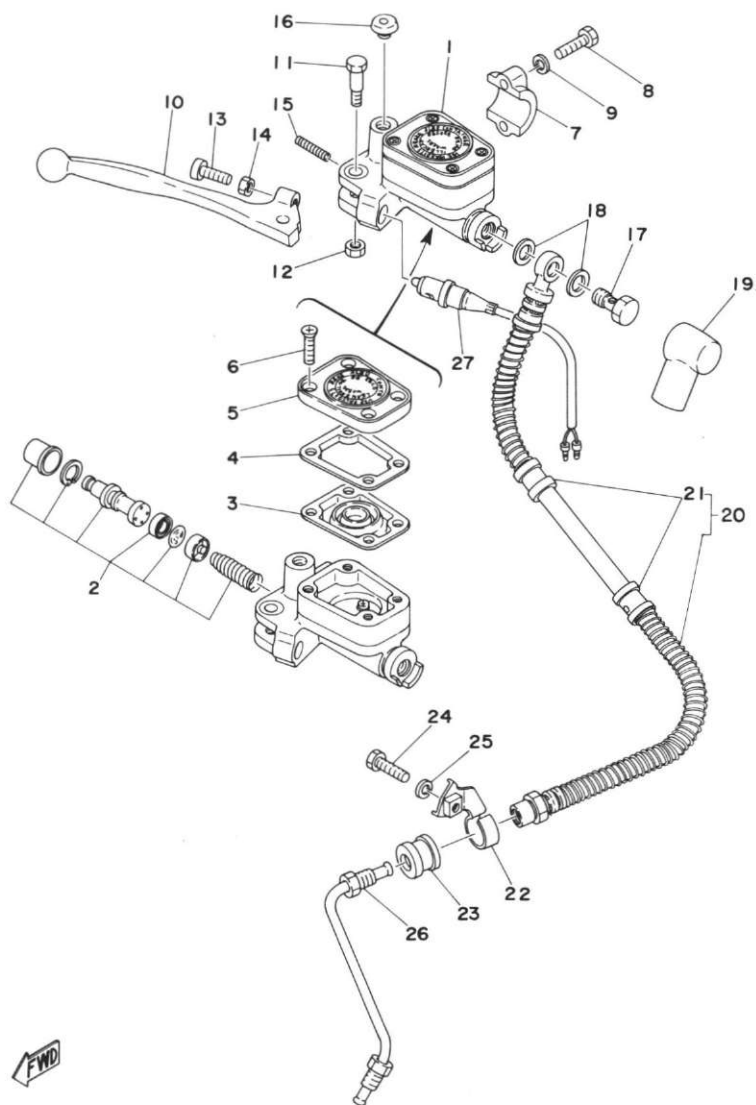
Fig. 25 HANDLE · WIRE



HANDLE · WIRE

Ref. No.	Parts No.	Description	Q'ty												Remarks		
				FRANCE	HOLLAND	W. GERMANY	SWITZERLAND	BRITAIN	SWEDEN	FINLAND	DENMARK	NORWAY	AUSTRIA	ITALY			
			250 400														
25- 1	278-26111-01	HANDLE	1 1	x	x	x	x	x	x	x	x	x	x	x	x	x	Up Handle
	413-26111-20	HANDLE	1 1	x	x	x	x	x	x	x	x	x	x	x	x	x	Alternate Parts Bar Handle
25- 2	1E6-26241-00	GRIP, left	1 1	x	x	x	x	x	x	x	x	x	x	x	x	x	
25- 3	1A2-83972-01-98	SWITCH, handle 4	1 1	x	x	x	x	x	x	x	x	x	x	x	x	x	
	1A2-83972-20-98	SWITCH, handle 4	1 1	x	x	x	x	x	x	x	x	x	x	x	x	x	
25- 4	360-82910-00	LEVER HOLDER ASS'Y, left 1	1 1	x	x	x	x	x	x	x	x	x	x	x	x	x	
25- 5	341-82911-00	. HOLDER, lever left ...	1 1	x	x	x	x	x	x	x	x	x	x	x	x	x	
25- 6	214-83912-00	. LEVER, left	1 1	x	x	x	x	x	x	x	x	x	x	x	x	x	
25- 7	97301-06020	. BOLT, hexagon	2 2	x	x	x	x	x	x	x	x	x	x	x	x	x	
25- 8	214-83913-00	. COLLAR, lever	1 1	x	x	x	x	x	x	x	x	x	x	x	x	x	
25- 9	95301-06700	. NUT, hexagon	1 1	x	x	x	x	x	x	x	x	x	x	x	x	x	
25-10	92901-06100	. WASHER, spring	1 1	x	x	x	x	x	x	x	x	x	x	x	x	x	
25-11	1A0-83975-00-98	SWITCH, handle 2	1 1	x	x	x	x	x	x	x	x	x	x	x	x	x	Low Gloss Black Up Handle
	1A0-83975-20-98	SWITCH, handle 2	1 1	x	x	x	x	x	x	x	x	x	x	x	x	x	Low Gloss Black Alternate Parts Bar Handle
25-12	235-26242-10	GRIP, right	1 1	x	x	x	x	x	x	x	x	x	x	x	x	x	
25-13	1A0-26243-01	TUBE, guide	1 1	x	x	x	x	x	x	x	x	x	x	x	x	x	
25-14	1A0-26260-00	WIRE CYLINDER ASS'Y ..	1 1	x	x	x	x	x	x	x	x	x	x	x	x	x	Up Handle
	1A0-26260-20	WIRE CYLINDER ASS'Y ..	1 1	x	x	x	x	x	x	x	x	x	x	x	x	x	Alternate Parts Bar Handle
25-15	1A0-26335-00	WIRE, clutch	1 1	x	x	x	x	x	x	x	x	x	x	x	x	x	Up Handle
	1A2-26335-20	WIRE, clutch	1 1	x	x	x	x	x	x	x	x	x	x	x	x	x	Alternate Parts Bar Handle
25-16	90123-08046	BOLT, wire adjusting ...	1 1	x	x	x	x	x	x	x	x	x	x	x	x	x	
25-17	90179-08148	NUT (168-26344-00)	1 1	x	x	x	x	x	x	x	x	x	x	x	x	x	
25-18	168-83936-01	BAND, switch cord	4 4	x	x	x	x	x	x	x	x	x	x	x	x	x	
25-19	366-82591-00	BAND	1 1	x	x	x	x	x	x	x	x	x	x	x	x	x	
25-20	90338-09012	PLUG (341-26329-00) ...	1 1											x			
25-21	341-26290-51	BACK MIRROR ASS'Y, left	1 1	x	x	x	x	x	x	x	x	x	x	x	x	x	(England Optional Parts)
	341-26290-20	BACK MIRROR ASS'Y, left	1 1	x													
25-22	341-26290-61	BACK MIRROR ASS'Y, right	1 1	x	x	x	x	x	x	x	x	x	x	x	x	x	Optional Parts (England STD)

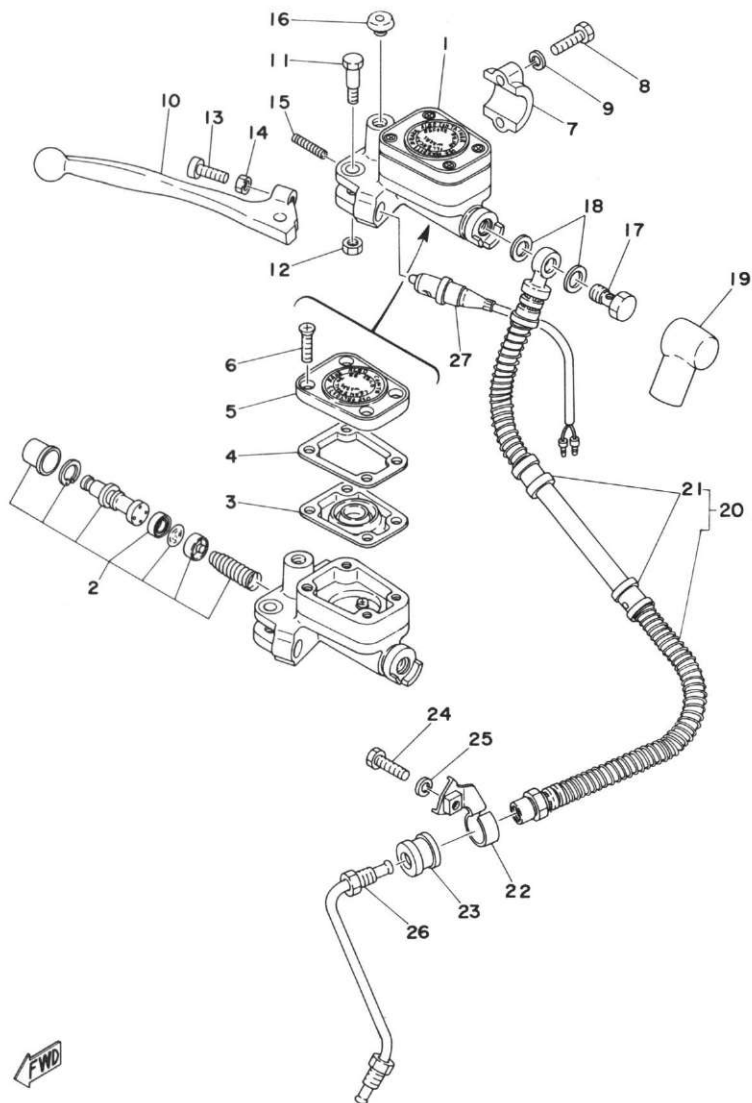
Fig. 26 MASTER CYLINDER · BRAKE HOSE



MASTER CYLINDER · BRAKE HOSE

Ref. No.	Parts No.	Description	Q'ty												Remarks		
				250	400	FRANCE	HOLLAND	GERMANY	SWITZERLAND	BELGIUM	SWEDEN	FINLAND	DENMARK	NORWAY		AUSTRIA	ENGLAND
26- 1	1A0-25850-01	MASTER CYLINDER ASS'Y, front	1 1	x	x	x	x	x	x	x	x	x	x	x	x	x	
26- 2	1A0-20000-10	. CYLINDER KIT, master	1 1	x	x	x	x	x	x	x	x	x	x	x	x	x	
26- 3	1A0-25854-01	. DIAPHRAGM, reservoir	1 1	x	x	x	x	x	x	x	x	x	x	x	x	x	
26- 4	1A0-25855-00	. GASKET, reservoir ...	1 1	x	x	x	x	x	x	x	x	x	x	x	x	x	
26- 5	1A0-25893-01	. RESERVOIR CAP ASS'Y	1 1	x	x	x	x	x	x	x	x	x	x	x	x	x	
26- 6	1A0-25824-01	. SCREW	1 *1	x	x	x	x	x	x	x	x	x	x	x	x	x	
26- 7	341-25867-00	BRACKET, master	1 1	x	x	x	x	x	x	x	x	x	x	x	x	x	
26- 8	97301-06025	BOLT, hexagon	2 2	x	x	x	x	x	x	x	x	x	x	x	x	x	
26- 9	92901-06100	WASHER, spring	2 2	x	x	x	x	x	x	x	x	x	x	x	x	x	
26-10	1A0-83922-00	LEVER, right	1 1	x	x	x	x	x	x	x	x	x	x	x	x	x	
26-11	341-83925-00	SCREW, lever fitting	1 1	x	x	x	x	x	x	x	x	x	x	x	x	x	
26-12	95301-06700	NUT, hexagon	1 1	x	x	x	x	x	x	x	x	x	x	x	x	x	
26-13	90146-06008	SCREW	1 1	x	x	x	x	x	x	x	x	x	x	x	x	x	
26-14	90170-06010	NUT (306-83927-00)	1 1	x	x	x	x	x	x	x	x	x	x	x	x	x	
26-15	90501-10312	SPRING, compression (306-83924-00)	1 1	x	x	x	x	x	x	x	x	x	x	x	x	x	
26-16	90338-09012	PLUG (341-26329-00) ...	1 1	x	x	x	x	x	x	x	x	x	x	x	x	x	
26-17	90401-10034	BOLT, union	1 1	x	x	x	x	x	x	x	x	x	x	x	x	x	
26-18	90201-10118	WASHER, plate	2 2	x	x	x	x	x	x	x	x	x	x	x	x	x	
26-19	360-25862-00	BOOT, master cylinder	1 1	x	x	x	x	x	x	x	x	x	x	x	x	x	Up Handle
	341-25862-20	BOOT, master cylinder	1 1	x	x	x	x	x	x	x	x	x	x	x	x	x	Alternate Parts Bar Handle
26-20	1A0-25872-02	HOSE, brake	1 1	x	x	x	x	x	x	x	x	x	x	x	x	x	Up Handle
	1A2-25872-20	HOSE, brake	1 1	x	x	x	x	x	x	x	x	x	x	x	x	x	Alternate Parts Bar Handle
26-21	1A0-25881-01	RUBBER, brake hose	2 2	x	x	x	x	x	x	x	x	x	x	x	x	x	
26-22	1A0-25876-00	HOLDER, brake hose	1	x	x	x	x	x	x	x	x	x	x	x	x	x	
	533-25876-00	HOLDER, brake hose	1	x	x	x	x	x	x	x	x	x	x	x	x	x	
26-23	306-25881-00	RUBBER, brake hose	1 1	x	x	x	x	x	x	x	x	x	x	x	x	x	
26-24	97301-06025	BOLT, hexagon	1 1	x	x	x	x	x	x	x	x	x	x	x	x	x	
26-25	92901-06100	WASHER, spring	1 1	x	x	x	x	x	x	x	x	x	x	x	x	x	

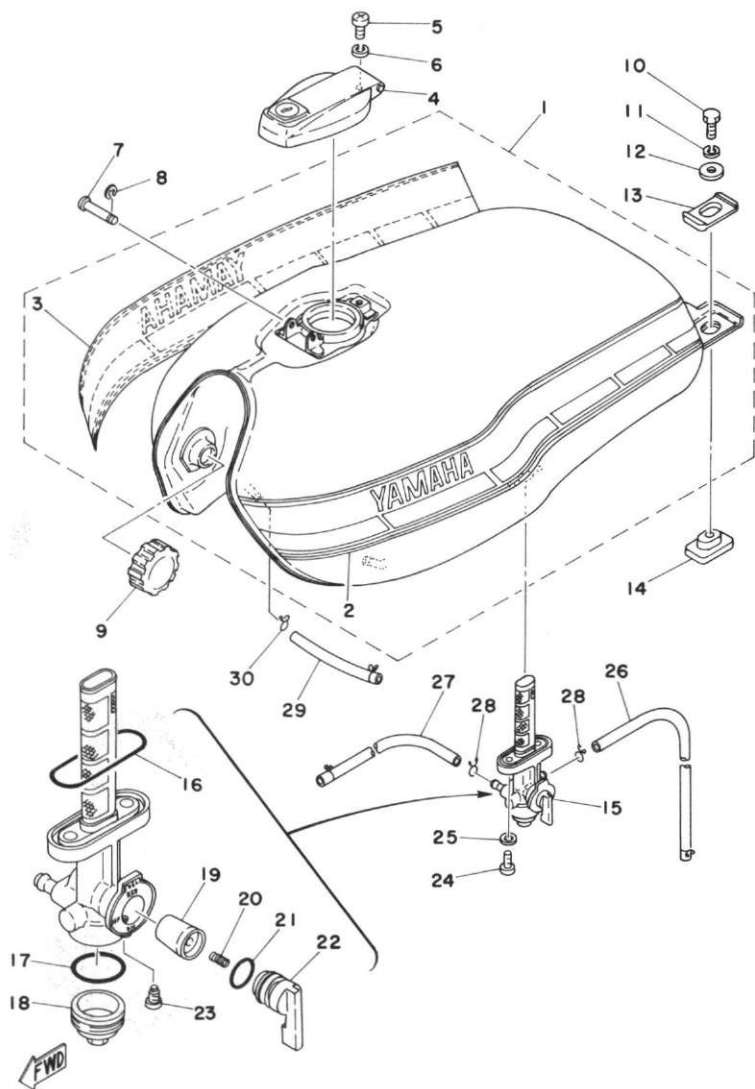
Fig. 26 MASTER CYLINDER · BRAKE HOSE



MASTER CYLINDER · BRAKE HOSE

Ref. No.	Parts No.	Description	Q'ty		FRANCE	ENGLAND	IRELAND	ITALY	JAPAN	NETHERLANDS	SCOTLAND	SPAIN	SWITZERLAND	WEST GERMANY	BELGIUM	DENMARK	FINLAND	GREECE	INDONESIA	NORWAY	POLAND	PORTUGAL	ROMANIA	SOUTH AFRICA	SWEDEN	SWITZERLAND	U.S.A.	U.K.	REMARKS
			250	400																									
26-26	1A0-25871-00	PIPE, brake	1	1	x	x	x	x	x	x	x	x	x	x	x	x	x	x	x	x	x	x	x	x	x	x	x		
	1A2-25871-40	PIPE, brake	1	1												x													
26-27	1A0-83980-30	FRONT STOP SWITCH ASS'Y	1	1	x	x	x	x	x	x	x	x	x	x	x	x	x	x	x	x	x	x	x	x	x	x	x		

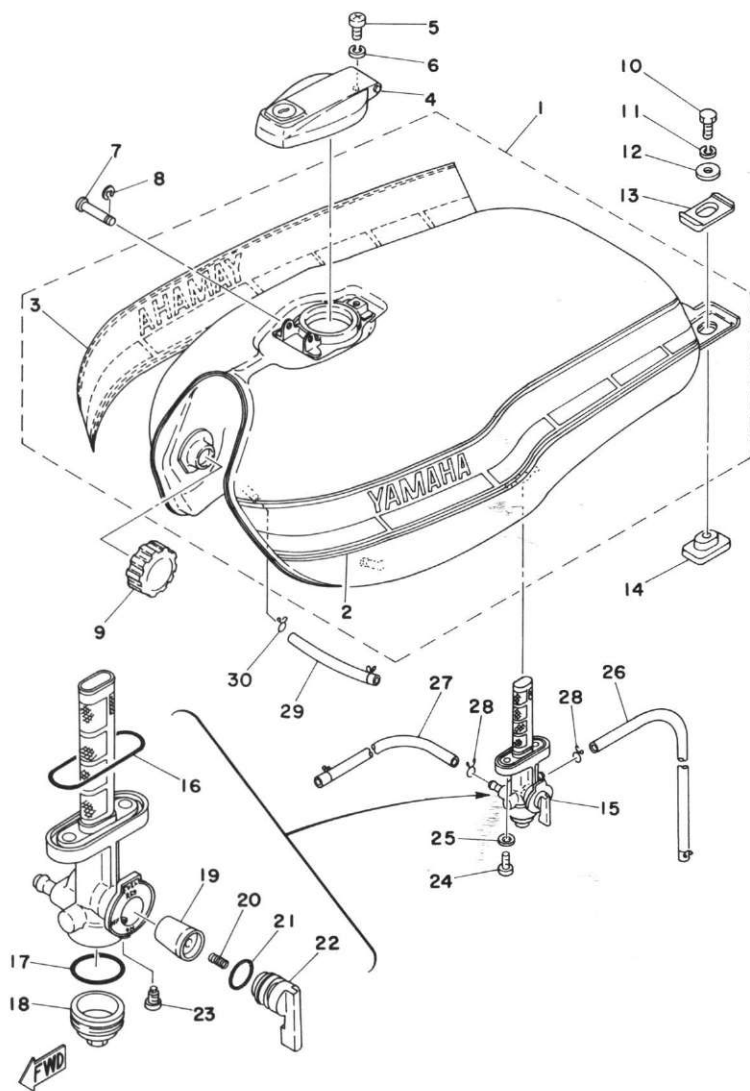
Fig. 27 FUEL TANK



FUEL TANK

Ref. No.	Parts No.	Description	Q'ty		Applicable Machine No.	Remarks
			250	400		
27- 1	1A2-24110-00-05	FUEL TANK COMP.	1			Crystal Silver
	1A2-24110-00-06	FUEL TANK COMP.	1			Brigade Blue
	1A2-24110-00-07	FUEL TANK COMP.	1	1		Low Gloss Black
	1A2-24110-00-08	FUEL TANK COMP.		1		Marine Blue
	1A2-24110-00-X1	FUEL TANK COMP.		1		Brilliant Red
27- 2	1A2-24244-00	. GRAPHIC, fuel tank left	1	1		
27- 3	1A2-24245-00	. GRAPHIC, fuel tank right	1	1		
27- 4	1A0-24602-00	CAP ASS'Y	1	1		
27- 5	98501-05008	SCREW, panhead	1	1		
27- 6	92901-05100	WASHER, spring	1	1		
27- 7	90249-03123	PIN	1	1		
27- 8	93430-02001	CIRCLIP (E-1.9)	1	1		
27- 9	278-24181-00	DAMPER, locating	2	2		
27-10	97301-06012	BOLT, hexagon	2	2		
27-11	92901-06100	WASHER, spring	2	2		
27-12	90209-06139	WASHER	2	2		
27-13	1A0-24186-00	WASHER, special	2	2		
27-14	1A0-24181-00	DAMPER, locating	2	2		
27-15	1A0-24500-00	FUEL COCK ASS'Y	1	1		
27-16	214-24512-00	. GASKET, body	1	1		
27-17	498-24522-00	. O-RING	1	1		
27-18	1A0-24521-00	. CUP, filter	1	1		
27-19	1A0-24523-00	. VALVE, cock	1	1		
27-20	1A0-24529-00	. SPRING	1	1		
27-21	1A0-24512-00	. O-RING	1	1		
27-22	1A0-24524-00	. LEVER, cock	1	1		
27-23	1A0-24535-00	. SCREW	1	1		
27-24	90149-06011	SCREW (256-24143-00)	2	2		

Fig. 27 FUEL TANK

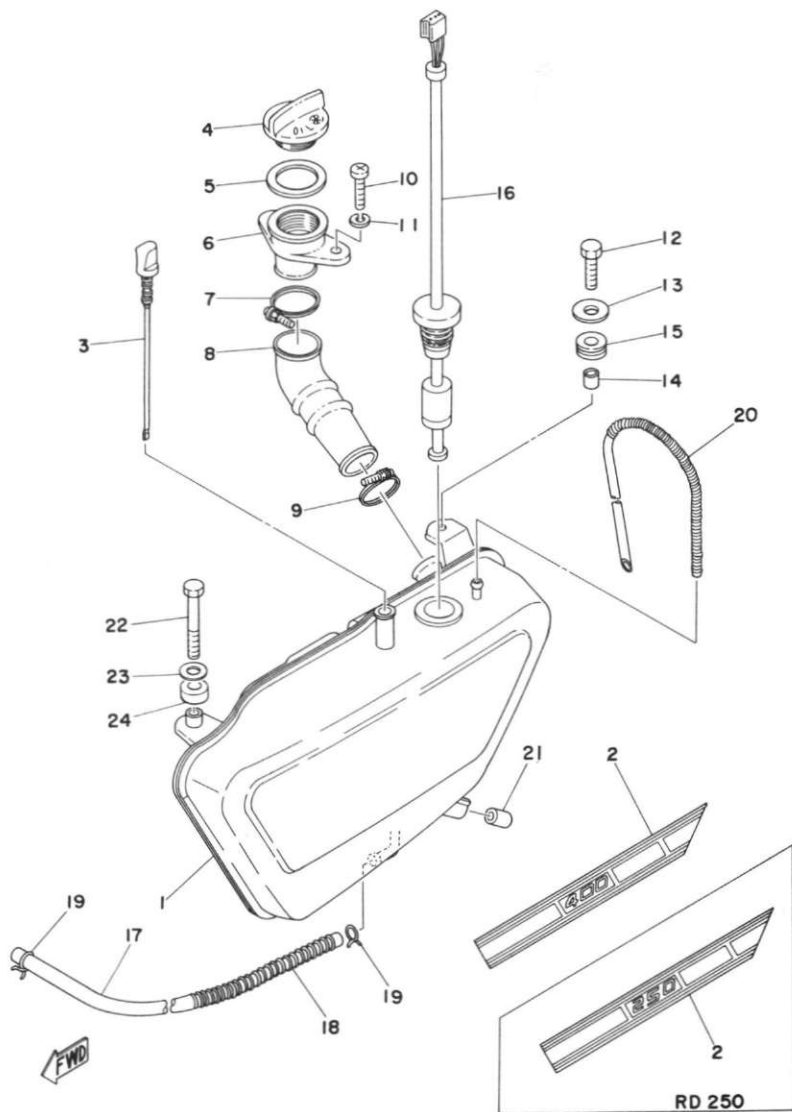


FUEL TANK

Ref. No.	Parts No.	Description	Q'ty		Applicable Machine No.	Remarks
			250	400		
27-25	90202-06010	WASHER, plate (178-14766-00)	2	2		
27-26	90445-09094	HOSE (168-24312-00 5-210)	1	1		
27-27	90445-09082	HOSE (647-24313-00 5-150)	1	1		
27-28	90467-08003	CLIP (101-24356-00)	4	4		
27-29	90445-10308	HOSE	1	1		
27-30	90467-09006	CLIP	2	2		



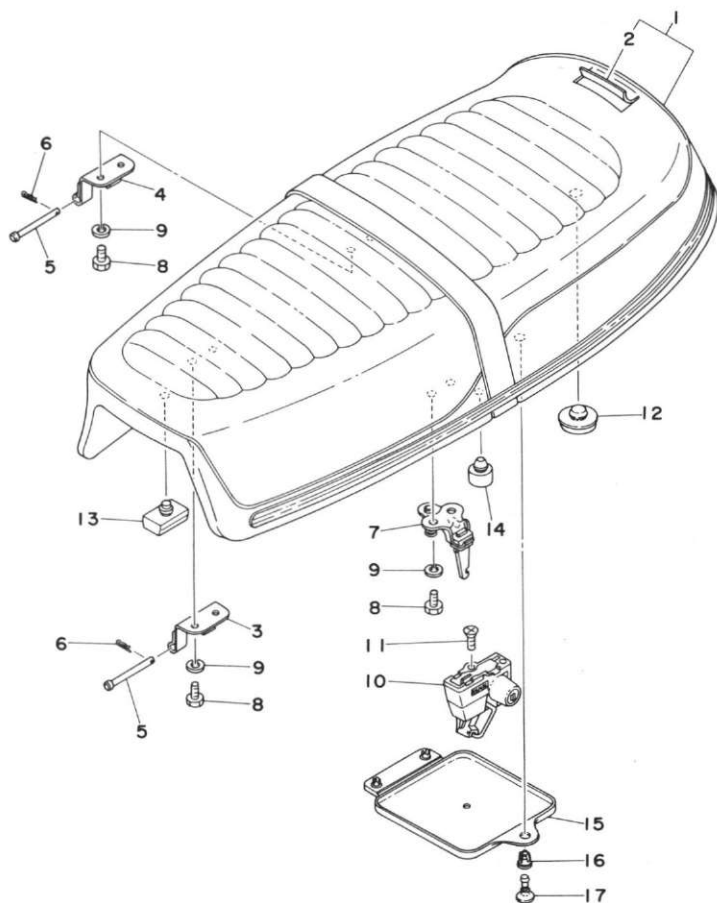
Fig. 28 OIL TANK



OIL TANK

Ref. No.	Parts No.	Description	Q'ty		Applicable Machine No.	Remarks
			250	400		
28- 1	1A0-21751-00-20	TANK, oil	1			Crystal Silver
	1A0-21751-00-F3	TANK, oil	1			Brigade Blue
	1A0-21751-00-98	TANK, oil	1	1		Low Gloss Black
	1A0-21751-00-75	TANK, oil		1		Marine Blue
	1A0-21751-00-63	TANK, oil		1		Brilliant Red
28- 2	1A0-21784-10	GRAPHIC, oil tank	1			
	1A3-21784-00	GRAPHIC, oil tank		1		
28- 3	278-21792-00	GAUGE, oil level	1	1		
28- 4	1A0-21771-00	CAP, oil tank	1	1		
28- 5	90430-27124	GASKET	1	1		
28- 6	360-21752-00	TUBE, filler	1	1		
28- 7	90460-30009	CLAMP, hose (360-21765-00) ..	1	1		
28- 8	360-21753-00	TUBE, oil connector	1	1		
28- 9	90460-26007	CLAMP, hose (360-21755-00) ..	1	1		
28-10	97301-06025	BOLT, hexagon	2	2		
28-11	92901-06600	WASHER, plate	2	2		
28-12	97301-06025	BOLT, hexagon	1	1		
28-13	90201-06380	WASHER, plate	1	1		
28-14	90387-07390	COLLAR	1	1		
28-15	90480-14102	GROMMET (214-21717-00) ...	1	1		
28-16	1A0-85720-01	OIL LEVEL GAUGE ASS'Y ...	1	1		
28-17	90445-09122	HOSE (278-21766-00)	1	1		
28-18	90501-08410	SPRING, compression	1	1		
28-19	90467-08003	CLIP (101-24356-00)	2	2		
28-20	1A0-21745-00	PIPE, oil tank breather	1	1		
28-21	214-21779-00	DAMPER, oil tank 2	1	1		
28-22	97301-06050	BOLT, hexagon	1	1		
28-23	92901-06600	WASHER, plate	1	1		
28-24	90385-10026	BUSHING	1	1		

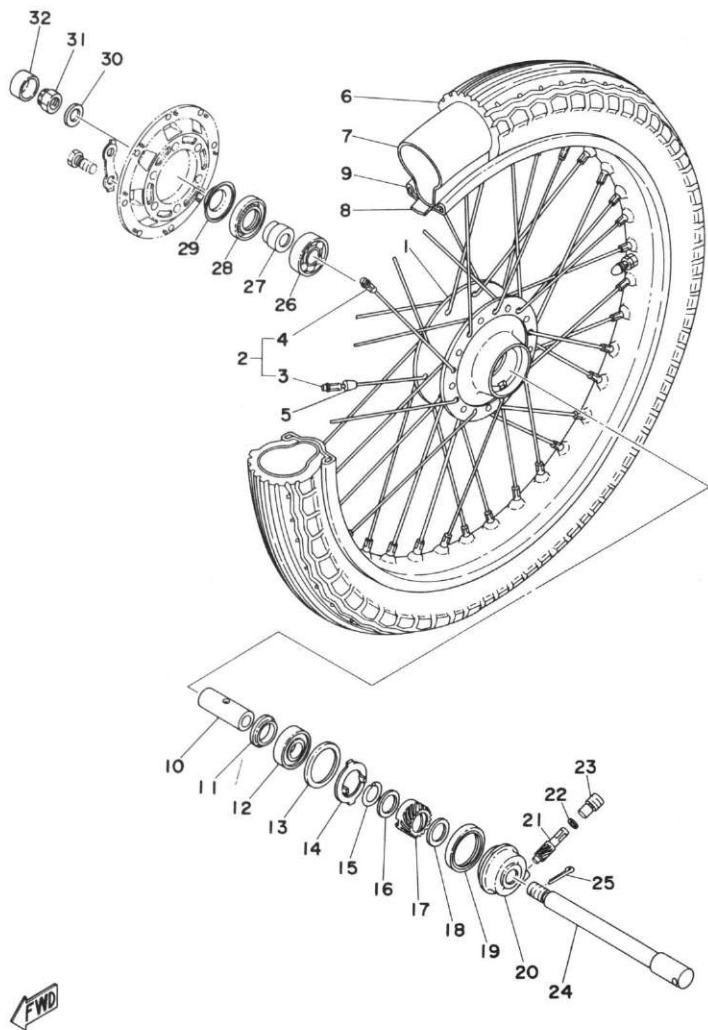
Fig. 29 SEAT



SEAT

Ref. No.	Parts No.	Description	Q'ty		Applicable Machine No.	Remarks
			250	400		
29- 1	1A2-24730-00	DOUBLE SEAT ASS'Y	1	1	
29- 2	1A2-24731-00	. COVER, double seat	1	1	
29- 3	248-24726-00-33	HINGE, seat	1	1	Yamaha Black
29- 4	1A0-24726-00	HINGE, seat	1	1	
29- 5	91501-05055	PIN, clevis	2	2	
29- 6	90468-10050	CLIP (156-83525-00)	2	2	
29- 7	371-24728-00	BRACKET, seat	1	1	
29- 8	97301-06012	BOLT, hexagon	6	6	
29- 9	92901-06100	WASHER, spring	6	6	
29-10	1A0-24705-00	SEAT LOCK ASS'Y	1	1	
29-11	92706-06012	SCREW, flathead	2	2	
29-12	174-24741-00	PAD, seat	2	2	
29-13	214-24724-00	DAMPER, seat	2	2	
29-14	278-27114-00	STOPPER, main stand	1	1	
29-15	341-28185-00	LID	1	1	
29-16	90480-06007	GROMMET (341-28187-00)	1	1	
29-17	341-28188-00	PLUNGER	1	1	

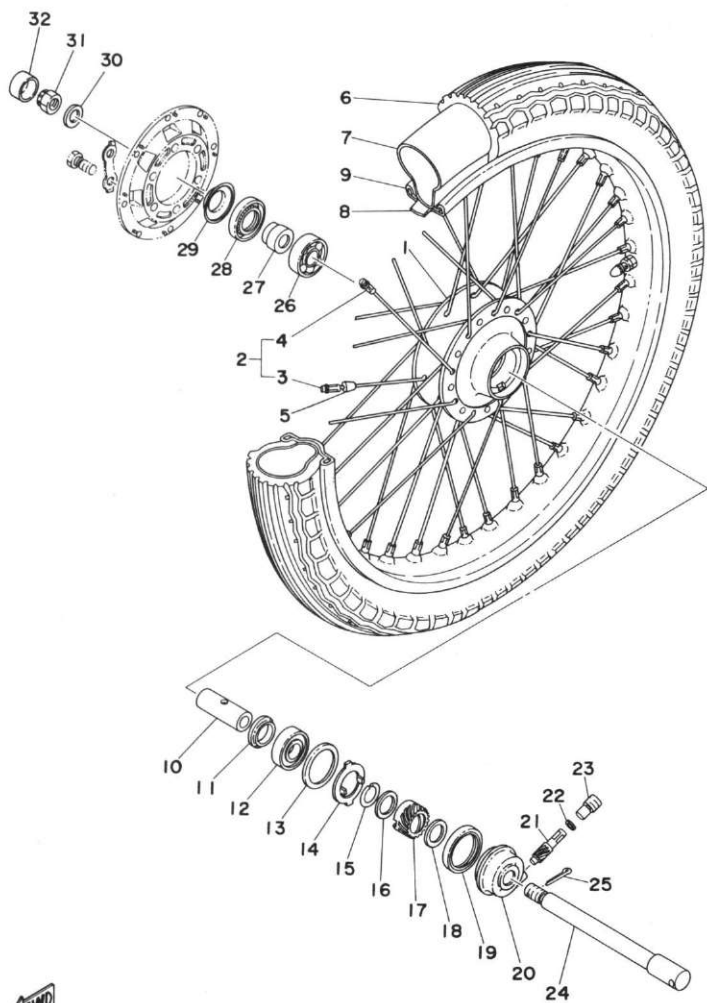
Fig. 30 FRONT WHEEL (RD250: Spoke Wheel Type)



FRONT WHEEL (RD250: Spoke Wheel Type)

Ref. No.	Parts No.	Description	Q'ty	FRANCE	HOLLAND	WEST GERMANY	SWITZERLAND	SWEDEN	BELGIUM	DENMARK	NORWAY	AUSTRIA	ENGLAND	ITALY	Remarks
30- 1	351-25111-00	HUB, front	1	x	x	x	x	x	x	x	x	x	x	x	
30- 2	351-25104-00	SPOKE SET	1s	x	x	x	x	x	x	x	x	x	x	x	
30- 3	351-25196-90	. SPOKE SET, inner (10PCS)	1s	x	x	x	x	x	x	x	x	x	x	x	
30- 4	351-25197-90	. SPOKE SET, outer (10PCS)	1s	x	x	x	x	x	x	x	x	x	x	x	
30- 5	156-25398-00	BALANCER, wheel	U.N	x	x	x	x	x	x	x	x	x	x	x	
30- 6	94130-18225	TIRE, front (3.00S-18-4PR)	1	x	x	x	x	x	x	x	x	x	x	x	
30- 7	94230-18012	TUBE, front (3.00-18)	1	x	x	x	x	x	x	x	x	x	x	x	
30- 8	94327-18008	BAND, rim (3.00-18)	1	x	x	x	x	x	x	x	x	x	x	x	
30- 9	94418-18084	RIM (1.85-18)	1			x						x			
	94416-18068	RIM (1.60-18)	1	x	x		x	x	x	x			x	x	
30-10	90560-17125	SPACER (351-25117-00) ...	1	x	x	x	x	x	x	x	x	x	x	x	
30-11	152-25115-00	FLANGE, spacer	1	x	x	x	x	x	x	x	x	x	x	x	
30-12	93306-30306	BEARING (6303RS)	1	x	x	x	x	x	x	x	x	x	x	x	
30-13	341-25846-00	RETAINER, clutch meter..	1	x	x	x	x	x	x	x	x	x	x	x	
30-14	341-25149-00	CLUTCH, meter	1	x	x	x	x	x	x	x	x	x	x	x	
30-15	341-25137-00	RING, stop	1	x	x	x	x	x	x	x	x	x	x	x	
30-16	90201-25286	WASHER, plate (341-25147-00)	1	x	x	x	x	x	x	x	x	x	x	x	
30-17	351-25135-00	GEAR, drive	1	x	x	x	x	x	x	x	x	x	x	x	
30-18	90201-25490	WASHER, plate (152-17226-00)	1	x	x	x	x	x	x	x	x	x	x	x	
30-19	93105-45017	OIL SEAL (SDD-45-56-6) ..	1	x	x	x	x	x	x	x	x	x	x	x	
30-20	341-25191-01	HOUSING, gear unit	1	x	x	x	x	x	x	x	x	x	x	x	
30-21	351-25138-00	GEAR, meter	1	x	x	x	x	x	x	x	x	x	x	x	
30-22	102-18416-00	SHIM, rod (6.2-9.5-0.8) ..	1	x	x	x	x	x	x	x	x	x	x	x	
30-23	306-25136-00	BUSHING	1	x	x	x	x	x	x	x	x	x	x	x	
30-24	351-25181-00	SHAFT, wheel	1	x	x	x	x	x	x	x	x	x	x	x	
30-25	91401-30030	PIN, cotter	1	x	x	x	x	x	x	x	x	x	x	x	
30-26	93306-30307	BEARING (6303)	1	x	x	x	x	x	x	x	x	x	x	x	
30-27	90387-17433	COLLAR (341-25183-00) ..	1	x	x	x	x	x	x	x	x	x	x	x	

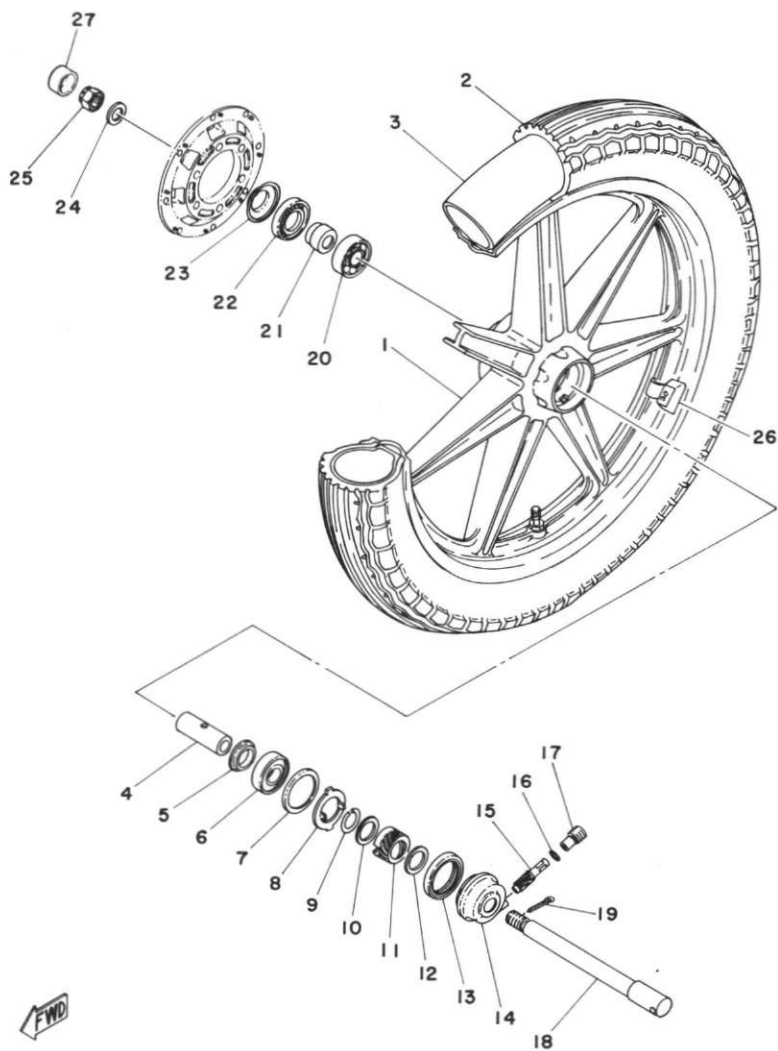
Fig. 30 FRONT WHEEL (RD250: Spoke Wheel Type)



FRONT WHEEL (RD250: Spoke Wheel Type)

Ref. No.	Parts No.	Description	Q'ty	FRANCE	GERMANY	NETHERLANDS	SPAIN	SWITZERLAND	SWEDEN	UNITED KINGDOM	USA	Remarks
				250	400							
30-28	93102-28022	OIL SEAL (SD-28-47-7) ..	1	x	x	x	x	x	x	x	x	
30-29	341-25118-00	COVER, hub dust	1	x	x	x	x	x	x	x	x	
30-30	90209-14136	WASHER	1		x							
	92901-14200	WASHER, plain	1	x	x		x	x	x	x	x	
30-31	90171-14006	NUT, castle (214-25182-01)	1	x	x	x	x	x	x	x	x	
30-32	521-25127-00	COVER, nut	1		x							

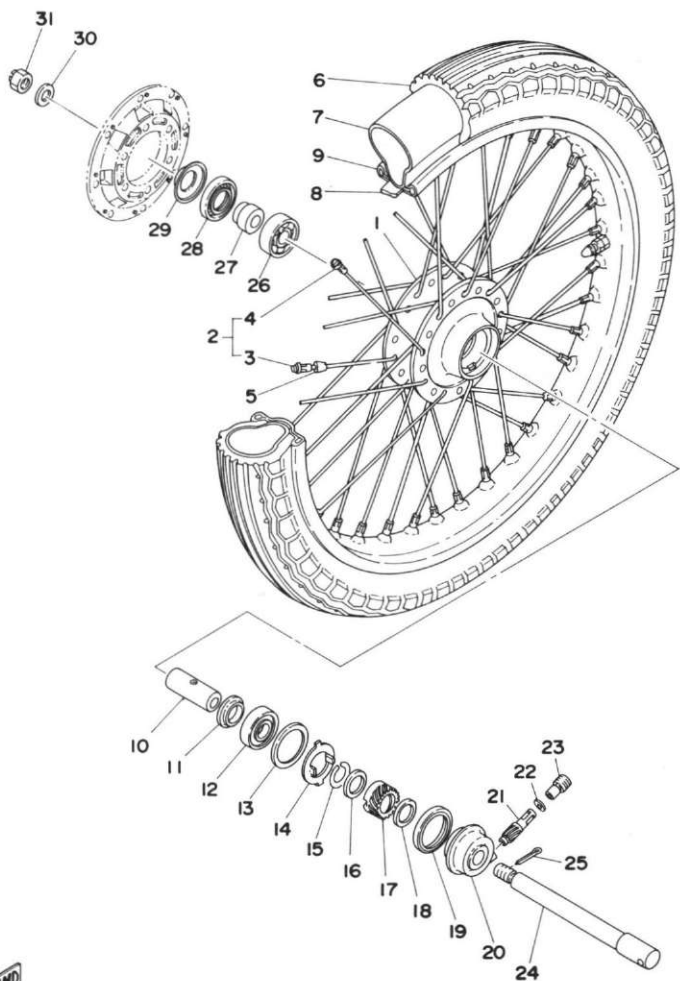
Fig. 31 FRONT WHEEL (RD400: Casting Wheel Type)



FRONT WHEEL (RD400: Casting Wheel Type)

Ref. No.	Parts No.	Description	Q'ty		Remarks
			250	400	
31- 1	1A1-25168-00	WHEEL, cast	1		
31- 2	94132-18223	TIRE, front (3.25S18-4PR)	1		
31- 3	94232-18020	TUBE (3.25-18)	1		
31- 4	90560-17125	SPACER (351-25117-00)	1		
31- 5	1A1-25115-00	FLANGE, spacer	1		
31- 6	93306-30309	BEARING (6303ZZ)	1		
31- 7	341-25846-00	RETAINER, clutch meter	1		
31- 8	341-25149-00	CLUTCH, meter	1		
31- 9	341-25137-00	RING, stop	1		
31-10	90201-25286	WASHER, plate (341-25147-00)..	1		
31-11	351-25135-00	GEAR, drive	1		
31-12	90201-25490	WASHER, plate (152-17226-00)..	1		
31-13	93105-45017	OIL SEAL (SDD-45-56-6)	1		
31-14	341-25191-01	HOUSING, gear unit	1		
31-15	351-25138-00	GEAR, meter	1		
31-16	102-18416-00	SHIM, rod (6.2-9.5-0.8)	1		
31-17	306-25136-00	BUSHING	1		
31-18	351-25181-00	SHAFT, wheel	1		
31-19	91401-30030	PIN, cotter	1		
31-20	93306-30303	BEARING (6303ZC3)	1		
31-21	90387-17433	COLLAR (341-25183-00)	1		
31-22	93102-28022	OIL SEAL (SD-28-47-7)	1		
31-23	341-25118-00	COVER, hub dust	1		
31-24	92901-14200	WASHER, plain	1		Except W. GERMANY
	90209-14136	WASHER	1		Exclusive for W. GERMANY
31-25	90171-14006	NUT, castle (214-25182-01)	1		
31-26	1A1-25398-00	BALANCER, wheel	1		
31-27	521-25127-00	COVER	1		Exclusive for W. GERMANY

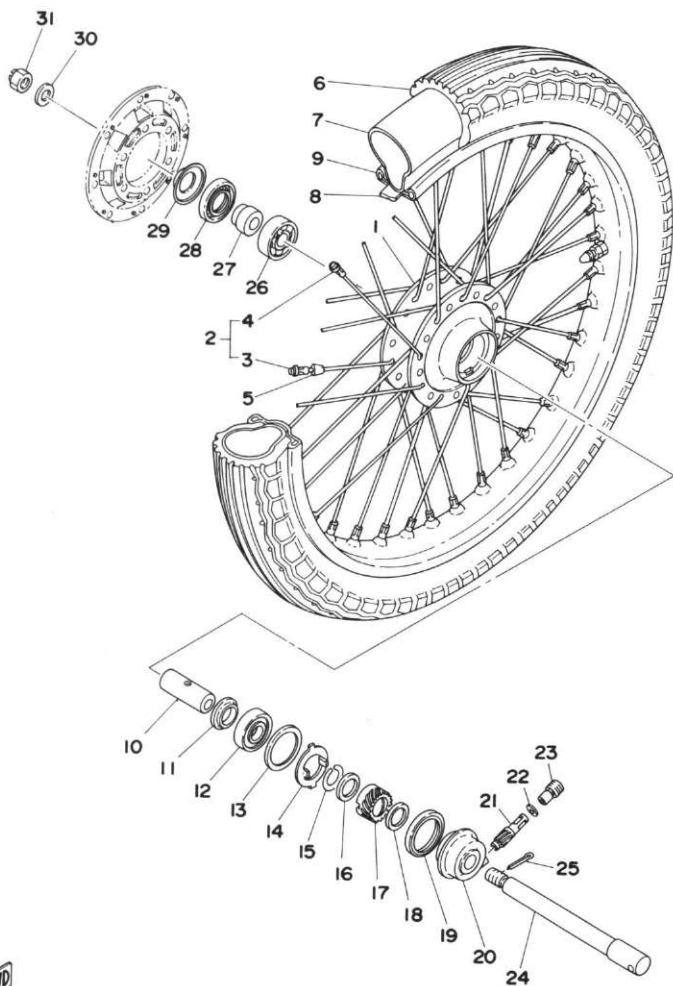
Fig. 32 FRONT WHEEL (RD400: Spoke Wheel Type
ALTERNATE PARTS: ENGLAND Only)



FRONT WHEEL (RD400: Spoke Wheel Type ALTERNATE PARTS: ENGLAND Only)

Ref. No.	Parts No.	Description	Q'ty 250 400	Applicable Machine No.	Remarks
32- 1	351-25111-00	HUB, front	1		
32- 2	351-25104-00	SPOKE SET	1s		
32- 3	351-25196-90	. SPOKE SET, left (10PCS)	1s		
32- 4	351-25197-90	. SPOKE SET, right (10PCS)	1s		
32- 5	156-25398-00	BALANCER, wheel	U.N		
32- 6	94132-18197	TIRE, front (3.25S18-4PR)	1		
32- 7	94232-18020	TUBE, front (3.25-18)	1		
32- 8	94327-18008	BAND, rim (3.25-18)	1		
32- 9	94418-18084	RIM (1.85-18)	1		
32-10	90560-17125	SPACER (351-25117-00)	1		
32-11	152-25115-00	FLANGE, spacer	1		
32-12	93306-30306	BEARING (6303Z.Z)	1		
32-13	341-25846-00	RETAINER, clutch meter	1		
32-14	341-25149-00	CLUTCH, meter	1		
32-15	341-25137-00	RING, stop	1		
32-16	90201-25286	WASHER, plate (341-25147-00)	1		
32-17	351-25135-00	GEAR, drive	1		
32-18	90201-25490	WASHER, plate (152-17226-00)	1		
32-19	93105-45017	OIL SEAL (SDD-45-56-6)	1		
32-20	341-25191-01	HOUSING, gear unit	1		
32-21	351-25138-00	GEAR, meter	1		
32-22	102-18416-00	WASHER (6.2-9.5-0.8)	1		
32-23	306-25136-00	BUSHING	1		
32-24	351-25181-00	SHAFT, wheel	1		
32-25	91401-30030	PIN, cotter	1		
32-26	93306-30307	BEARING (6303)	1		
32-27	90387-17433	COLLAR (341-25183-00)	1		
32-28	93102-28022	OIL SEAL (SD-28-47-7)	1		

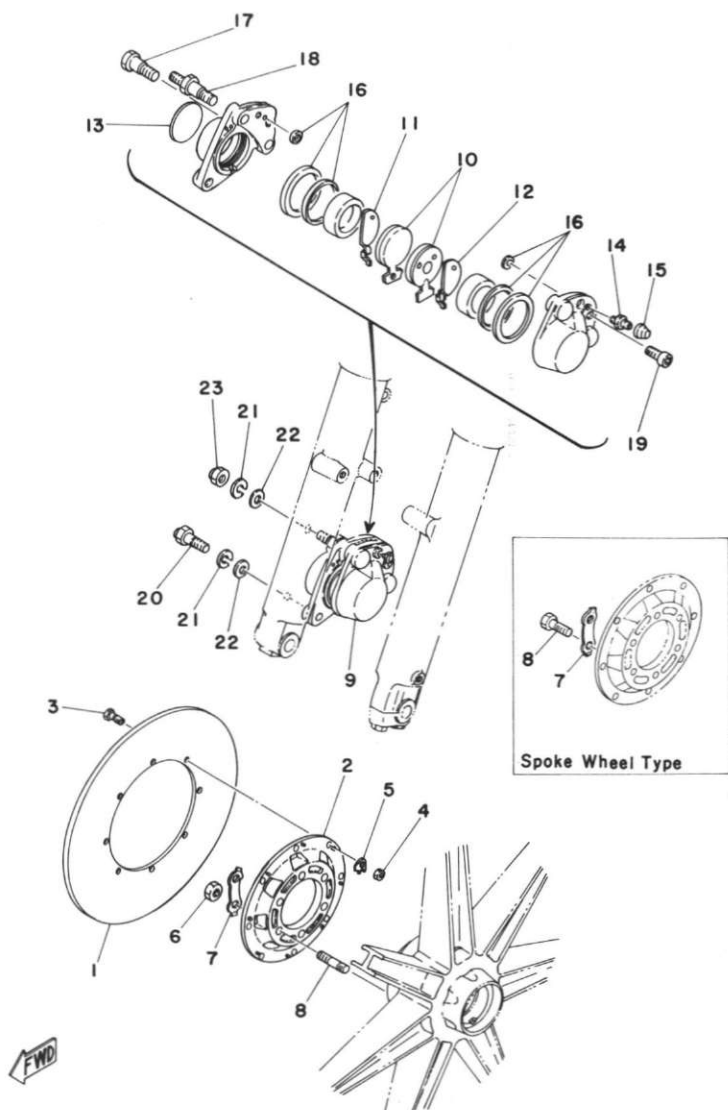
Fig. 32 FRONT WHEEL (RD400: Spoke Wheel Type
ALTERNATE PARTS: ENGLAND Only)



FRONT WHEEL (RD400: Spoke Wheel Type
ALTERNATE PARTS: ENGLAND Only)

Ref. No.	Parts No.	Description	Q'ty		Remarks
			250	400	
32-29	341-25118-00	COVER, hub dust		1	
32-30	92901-14200	WASHER, plain		1	
32-31	90171-14006	NUT, castle (214-25182-01)		1	

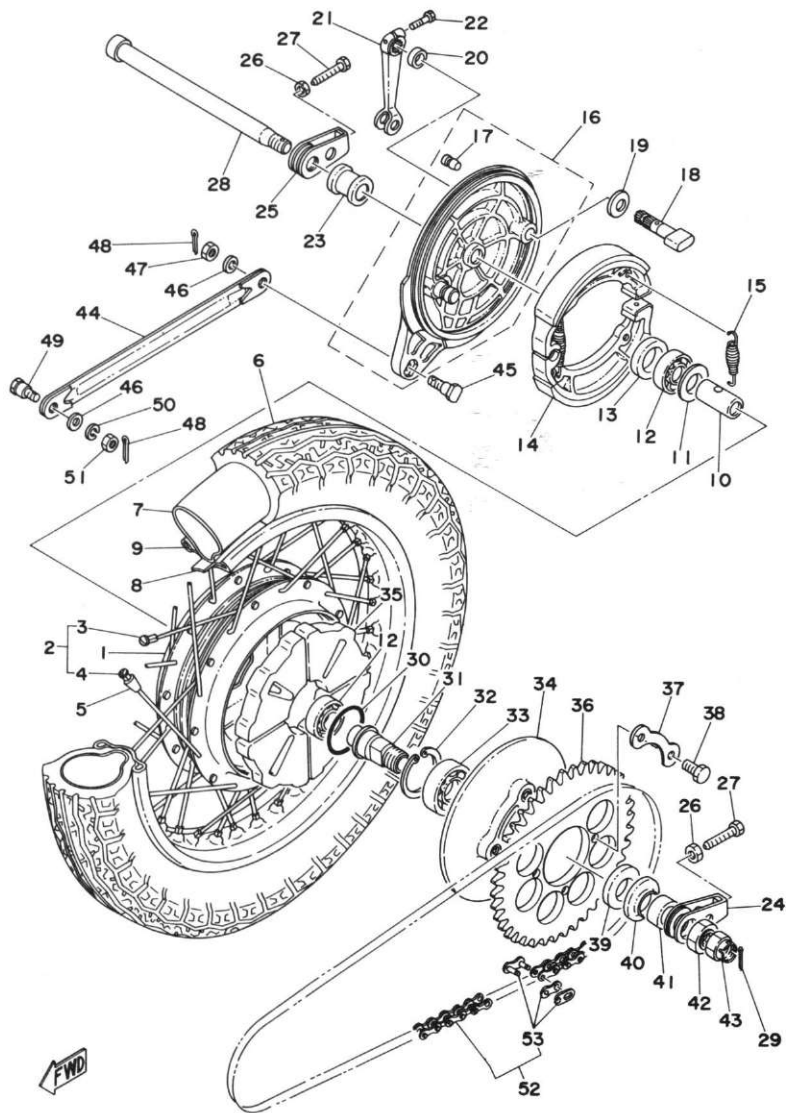
Fig. 33 FRONT DISK BRAKE · CALIPER



FRONT DISK BRAKE • CALIPER

Ref. No.	Parts No.	Description	Q'ty		Applicable Machine No.	Remarks
			250	400		
33- 1	351-25831-01	DISK, brake	1	1		
33- 2	351-25832-00	BRACKET, disk	1	1		
33- 3	90109-06018	BOLT (306-25833-00)	8	8		
33- 4	95301-06600	NUT, hexagon	8	8		
33- 5	90215-06106	WASHER, lock (306-25834-00)	8	8		
33- 6	90170-08158	NUT	6			Casting Wheel Type
33- 7	1J3-25834-00	WASHER, lock	3	3		
33- 8	90109-08367	BOLT	6			Spoke Wheel Type
	90116-08242	BOLT, stud	6			Casting Wheel Type
	90109-08367	BOLT	6			Spoke Wheel Type Alternate Parts ENGLAND Only
33- 9	533-25810-11	CALIPER ASS'Y	1	1		
33-10	306-25811-06	. PAD, caliper	2	2		
33-11	409-25827-50	. SHIM, caliper	1	1		
33-12	409-25828-50	. SHIM, caliper	1	1		
33-13	306-25829-00	. EMBLEM, caliper	1	1		
33-14	306-25824-00	. SCREW, breed	1	1		
33-15	306-25825-01	. CAP	1	1		
33-16	856-20000-50	. CALIPER SEAL KIT	1	1		
33-17	306-25821-01	. BOLT, bridge 1	1	1		
33-18	306-25822-01	. BOLT, bridge 2	1	1		
33-19	306-25826-01	. BOLT, bridge 3	2	2		
33-20	90109-10041	BOLT (306-25818-00)	1	1		
33-21	92901-10100	WASHER, spring	2	2		
33-22	92901-10600	WASHER, plate	2	2		
33-23	90176-10013	NUT, cap	1	1		

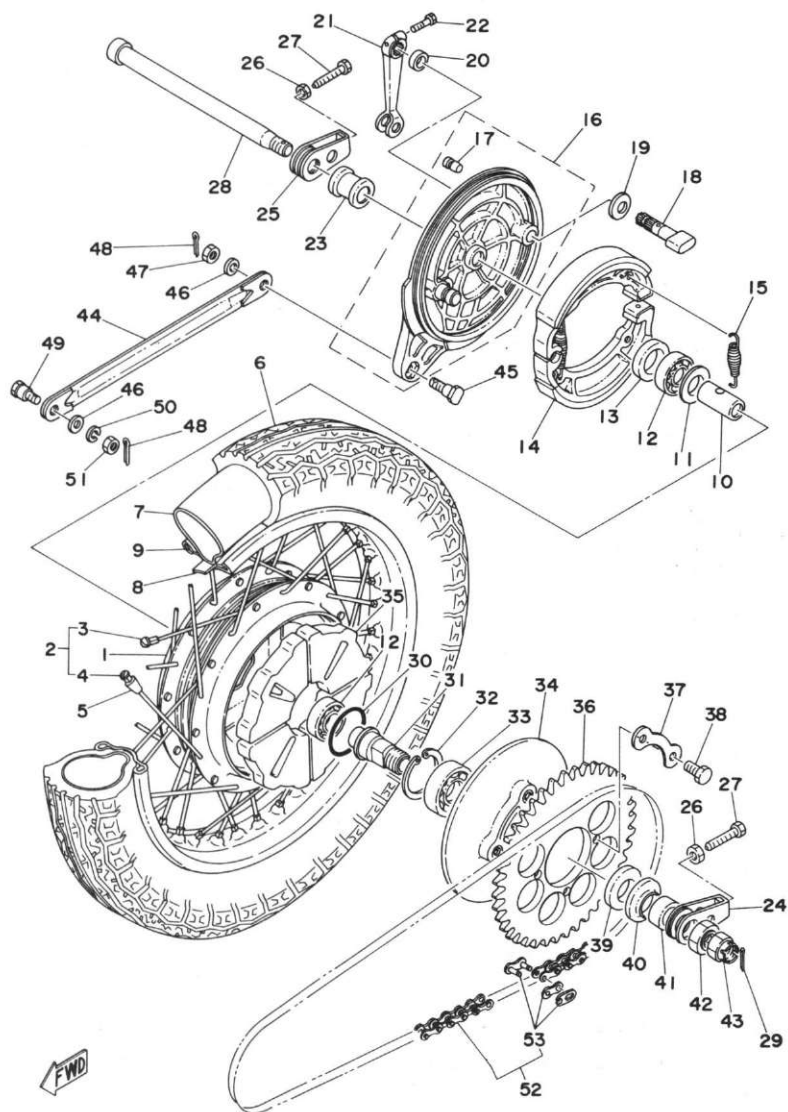
Fig. 34 REAR WHEEL (RD250: Drum Brake/Spoke Wheel Type)
Except W. GERMANY



REAR WHEEL (RD250: Drum Brake/Spoke Wheel Type) Except W. GERMANY

Ref. No.	Parts No.	Description	Q'ty												Remarks	
				250	400	FRANCE	HOLLAND	W. GERMANY	SWITZERLAND	BEIGIUM	SWEDEN	FINLAND	DENMARK	NORWAY		AUSTRIA
34- 1	278-25311-00	HUB, rear	1	x	x	x	x	x	x	x	x	x	x	x	x	
34- 2	413-25304-00	SPOKE SET	1s												x	
	278-25304-00	SPOKE SET	1s	x	x	x	x	x	x						x	x
34- 3	413-25396-90	. SPOKE SET, inner (10PCS)	1s												x	
	278-25396-90	. SPOKE SET, inner (10PCS)	1s	x	x	x	x	x	x						x	x
34- 4	413-25397-90	. SPOKE SET, outer (10PCS)	1s												x	
	278-25397-90	. SPOKE SET, outer (10PCS)	1s	x	x	x	x	x	x						x	x
34- 5	156-25398-00	BALANCER, wheel U.N	x	x	x	x	x	x	x	x	x	x	x	x	x
34- 6	94135-18224	TIRE, rear (3.50-18-4PR)	1								x				x	
	94132-18223	TIRE, rear (3.25S18-4PR)	1	x	x	x	x	x	x						x	x
34- 7	94235-18022	TUBE (3.50-18)	1								x				x	
	94232-18020	TUBE (3.25-18)	1	x	x	x	x	x	x						x	x
34- 8	94327-18008	BAND, rim	1	x	x	x	x	x	x						x	x
34- 9	94421-18085	RIM (2.15B-18)	1												x	
	94418-18026	RIM (1.85B-18)	1	x	x	x	x	x	x						x	x
34-10	90560-17140	SPACER (148-25317-00) ...	1	x	x	x	x	x	x						x	x
34-11	148-25315-00	FLANGE, spacer	1	x	x	x	x	x	x						x	x
34-12	93306-30303	BEARING (6303ZC3) 2	x	x	x	x	x	x						x	x
34-13	93102-32037	OIL SEAL (SD-32-45-8) ...	1	x	x	x	x	x	x						x	x
34-14	168-25330-00	BRAKE SHOE COMP. 2	x	x	x	x	x	x						x	x
34-15	90507-20002	SPRING, (246-25333-00) ..	2	x	x	x	x	x	x						x	x
34-16	360-25320-10	BRAKE SHOE PLATE ASS'Y 1	x	x	x	x	x	x						x	x
34-17	90480-10068	. GROMMET 1	x	x	x	x	x	x						x	x
34-18	278-25351-00	CAMSHAFT 1	x	x	x	x	x	x						x	x
34-19	148-25353-00	SHIM, camshaft (14.2-24-0.5) 1	x	x	x	x	x	x						x	x

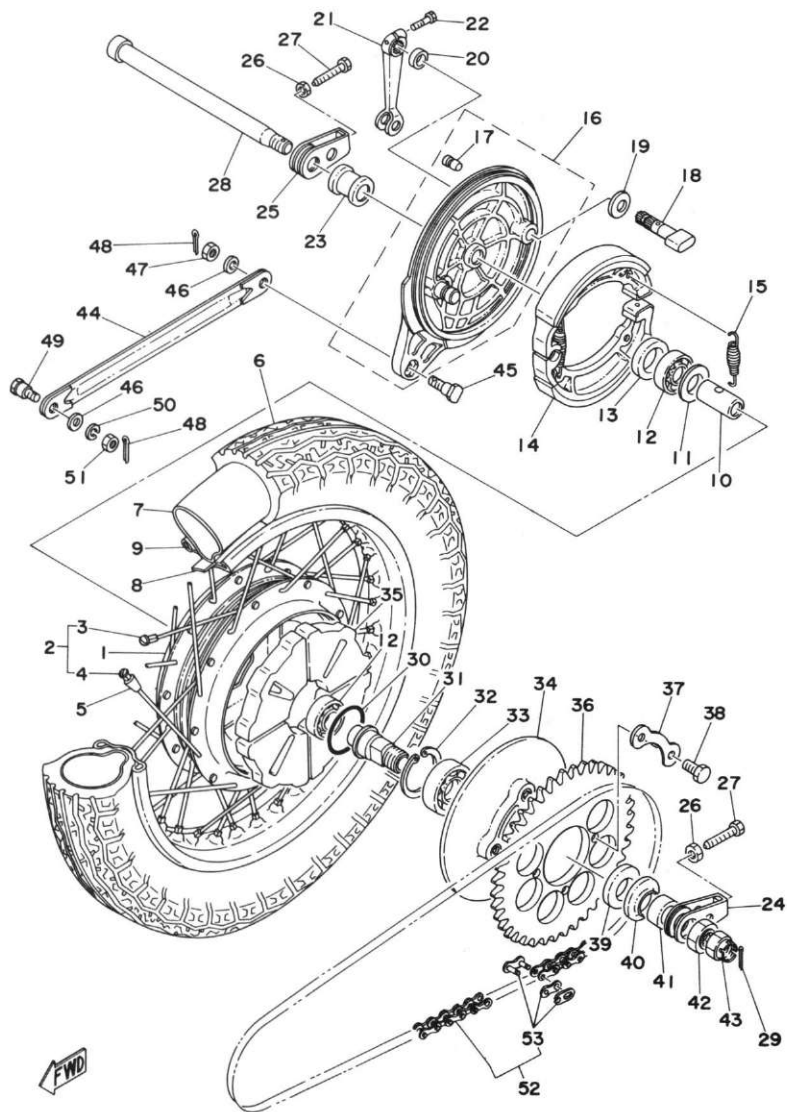
Fig. 34 REAR WHEEL (RD250: Drum Brake/Spoke Wheel Type)
Except W. GERMANY



REAR WHEEL (RD250: Drum Brake/Spoke Wheel Type) Except W. GERMANY

Ref. No.	Parts No.	Description	Q'ty 250 400	FRANCE	HOLLAND	WEST GERMANY	SWITZERLAND	BELGIUM	ENGLAND	FINLAND	DENMARK	NETHERLANDS	AUSTRALIA	ITALY	Remarks
34-20	148-25359-00	SEAL, camshaft	1	x	x	x	x	x	x	x	x	x	x	x	
34-21	214-25355-00	LEVER, camshaft	1	x	x	x	x	x	x	x	x	x	x	x	
34-22	97303-06025	BOLT, hexagon	1	x	x	x	x	x	x	x	x	x	x	x	
34-23	148-25383-00	COLLAR, wheel shaft	1	x	x	x	x	x	x	x	x	x	x	x	
34-24	1A1-25389-00	PULLER, chain left	1	x	x	x	x	x	x	x	x	x	x	x	
34-25	168-25389-00	PULLER, chain right	1	x	x	x	x	x	x	x	x	x	x	x	
34-26	90170-08158	NUT	2	x	x	x	x	x	x	x	x	x	x	x	
34-27	90101-08034	BOLT (168-25379-00)	2	x	x	x	x	x	x	x	x	x	x	x	
34-28	150-25381-00	SHAFT, rear wheel	1	x	x	x	x	x	x	x	x	x	x	x	
34-29	91401-30030	PIN, cotter	1	x	x	x	x	x	x	x	x	x	x	x	
34-30	93210-55051	O-RING (3-54.5)	1	x	x	x	x	x	x	x	x	x	x	x	
34-31	152-25387-00	SHAFT, sprocket	1	x	x	x	x	x	x	x	x	x	x	x	
34-32	93420-52014	CIRCLIP (R-52)	1	x	x	x	x	x	x	x	x	x	x	x	
34-33	93306-20503	BEARING (6205ZC3)	1	x	x	x	x	x	x	x	x	x	x	x	
34-34	168-25366-00	CLUTCH, hub	1	x	x	x	x	x	x	x	x	x	x	x	
34-35	278-25364-00	DAMPER, clutch	4	x	x	x	x	x	x	x	x	x	x	x	
34-36	360-25440-20	GEAR, sprocket wheel (40T)	1	x	x	x	x	x	x	x	x	x	x	x	
	1A2-25436-20	GEAR, sprocket wheel (36T)	1				x								
34-37	148-25412-00	WASHER, lock	2	x	x	x	x	x	x	x	x	x	x	x	
34-38	90105-10007	BOLT (146-25411-00)	4	x	x	x	x	x	x	x	x	x	x	x	
34-39	93104-25008	OIL SEAL (SD-25-47-5)	1	x	x	x	x	x	x	x	x	x	x	x	
34-40	168-25367-00	COVER, dust	1	x	x	x	x	x	x	x	x	x	x	x	
34-41	90387-23441	COLLAR (168-25386-00)	1	x	x	x	x	x	x	x	x	x	x	x	
34-42	90170-22097	NUT (168-25385-00)	1	x	x	x	x	x	x	x	x	x	x	x	
34-43	90171-16007	NUT, castle (275-25382-00)	1	x	x	x	x	x	x	x	x	x	x	x	
34-44	168-25371-00	BAR, tension	1	x	x	x	x	x	x	x	x	x	x	x	
34-45	90109-08184	BOLT (168-25378-00)	1	x	x	x	x	x	x	x	x	x	x	x	
34-46	92901-08600	WASHER, plate	2	x	x	x	x	x	x	x	x	x	x	x	

Fig. 34 REAR WHEEL (RD250: Drum Brake/Spoke Wheel Type)
Except W. GERMANY

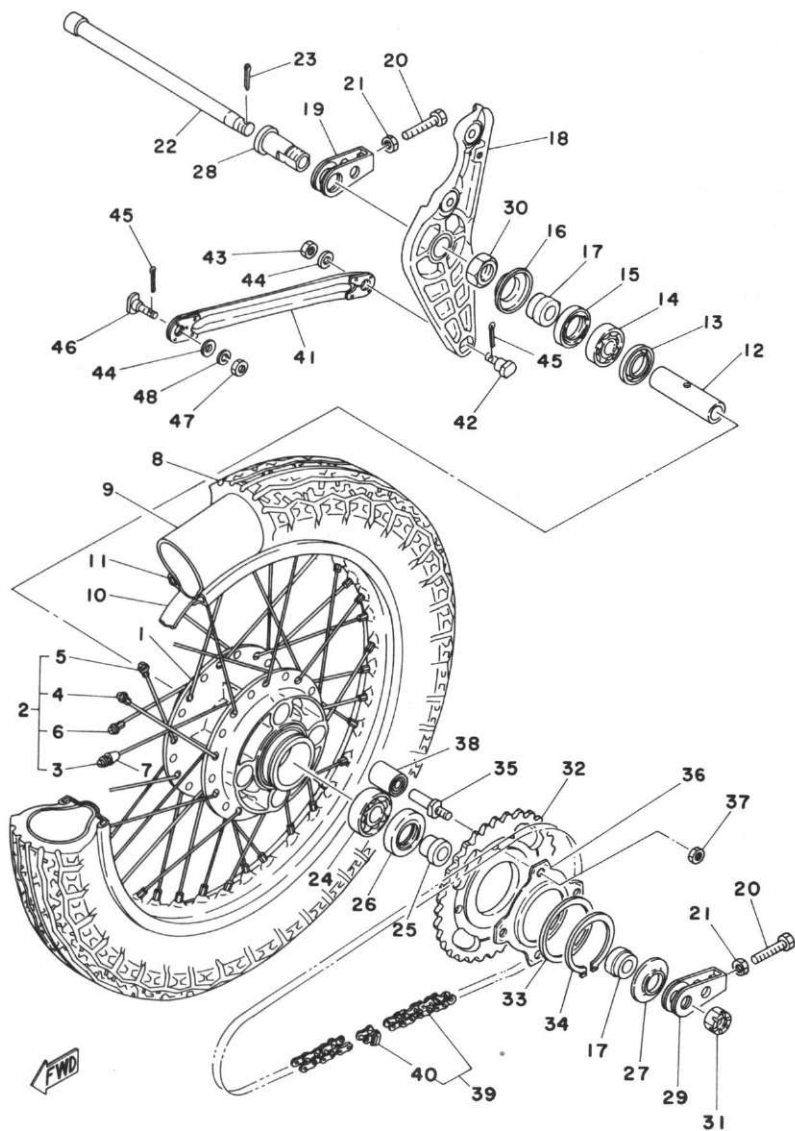


REAR WHEEL (RD250: Drum Brake/Spoke Wheel Type) Except W. GERMANY

Ref. No.	Parts No.	Description	Q'ty	HOLLAND	FRANCE	GERMANY	NETHERLANDS	SWITZERLAND	SPAIN	ITALY	Remarks
				250	400						
34-47	90170-08158	NUT	1	X	X	X	X	X	X	X	
34-48	91401-20015	PIN, cotter	2	X	X	X	X	X	X	X	
34-49	90109-08375	BOLT	1	X	X	X	X	X	X	X	
34-50	92901-08100	WASHER, spring	1	X	X	X	X	X	X	X	
34-51	90170-08157	NUT	1	X	X	X	X	X	X	X	
34-52	94535-25096	CHAIN (DID530DS-95L) ...	1	X	X	X	X	X	X	X	
34-53	94635-25001	. JOINT, chain	1	X	X	X	X	X	X	X	



Fig. 35 REAR WHEEL (RD250: Disk Brake/Spoke Wheel Type)
Exclusive for W. GERMANY

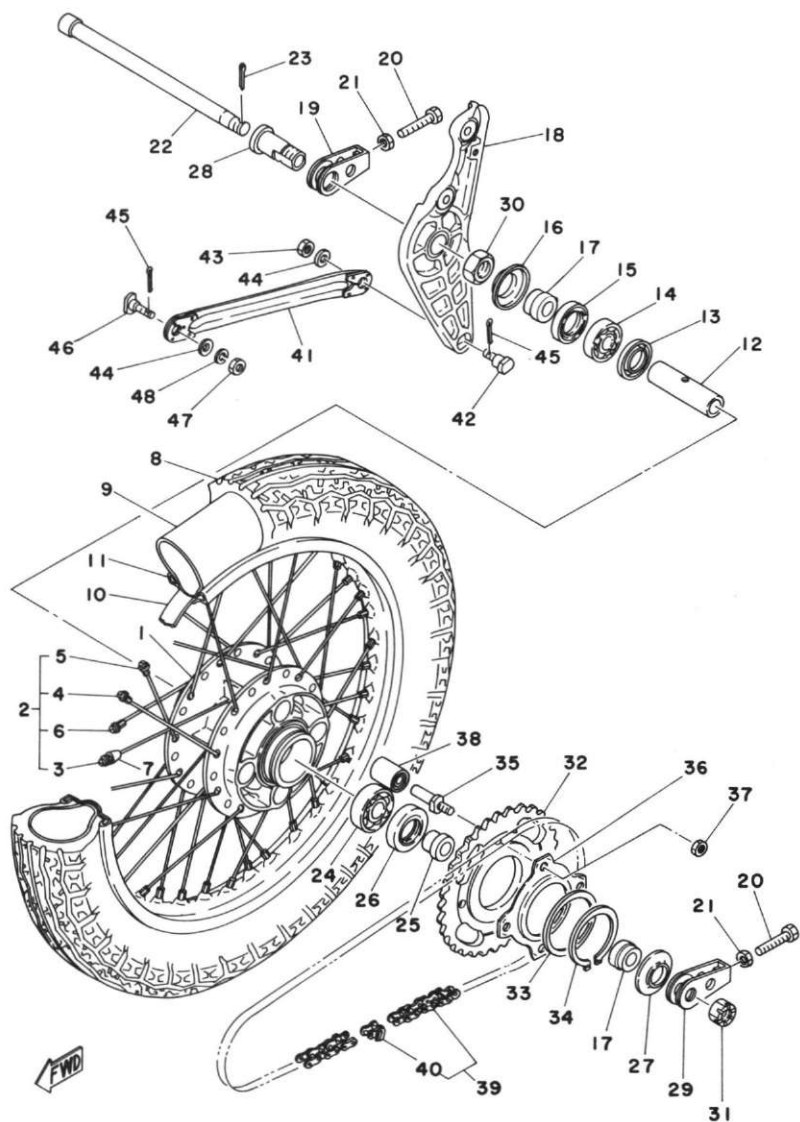


REAR WHEEL (RD250: Disk Brake/Spoke Wheel Type) Exclusive for W. GERMANY

Ref. No.	Parts No.	Description	Q'ty 250 400	Applicable Machine No.	Remarks
35- 1	1A3-25311-00	HUB, rear	1		
35- 2	1A3-25304-00	SPOKE SET	1s		
35- 3	1A3-25396-90	. SPOKE SET, inner left (10PCS)	1s		
35- 4	1A3-25397-90	. SPOKE SET, outer left (10PCS)	1s		
35- 5	1A3-25391-90	. SPOKE SET, inner right (10PCS)	1s		
35- 6	1A3-25392-90	. SPOKE SET, outer right (10PCS)	1s		
35- 7	156-25398-00	BALANCER, wheel	UN		
35- 8	94135-18224	TIRE, rear (3.50S18-4PR)	1		
35- 9	94235-18022	TUBE (3.50-18)	1		
35-10	94327-18008	BAND, rim (2.75-18)	1		
35-11	94421-18085	RIM (2.15-18)	1		
35-12	1A1-25317-00	SPACER, bearing	1		
35-13	1A1-25115-00	FLANGE, spacer	1		
35-14	93306-30303	BEARING (6303ZC3)	1		
35-15	93102-28022	OIL SEAL (SD-28-47-7)	1		
35-16	341-25118-00	COVER, hub dust	1		
35-17	90387-17433	COLLAR (341-25183-00)	2		
35-18	1A1-25819-00-33	BRACKET, caliper	1		Yamaha Black
35-19	1A1-25389-00	PULLER, chain right	1		
35-20	90101-08034	BOLT (168-25379-00)	2		
35-21	90170-08154	NUT	2		
35-22	150-25381-00	SHAFT, rear wheel	1		
35-23	91401-30030	PIN, cotter	1		
35-24	93306-30404	BEARING (6304Z)	1		
35-25	1A1-25377-00	COLLAR	1		
35-26	93102-28023	OIL SEAL (SD-28-52-6)	1		
35-27	1A1-25367-00	COVER, hub dust	1		
35-28	1A1-25387-00	SHAFT, bracket caliper	1		
35-29	168-25389-00	PULLER, chain left	1		



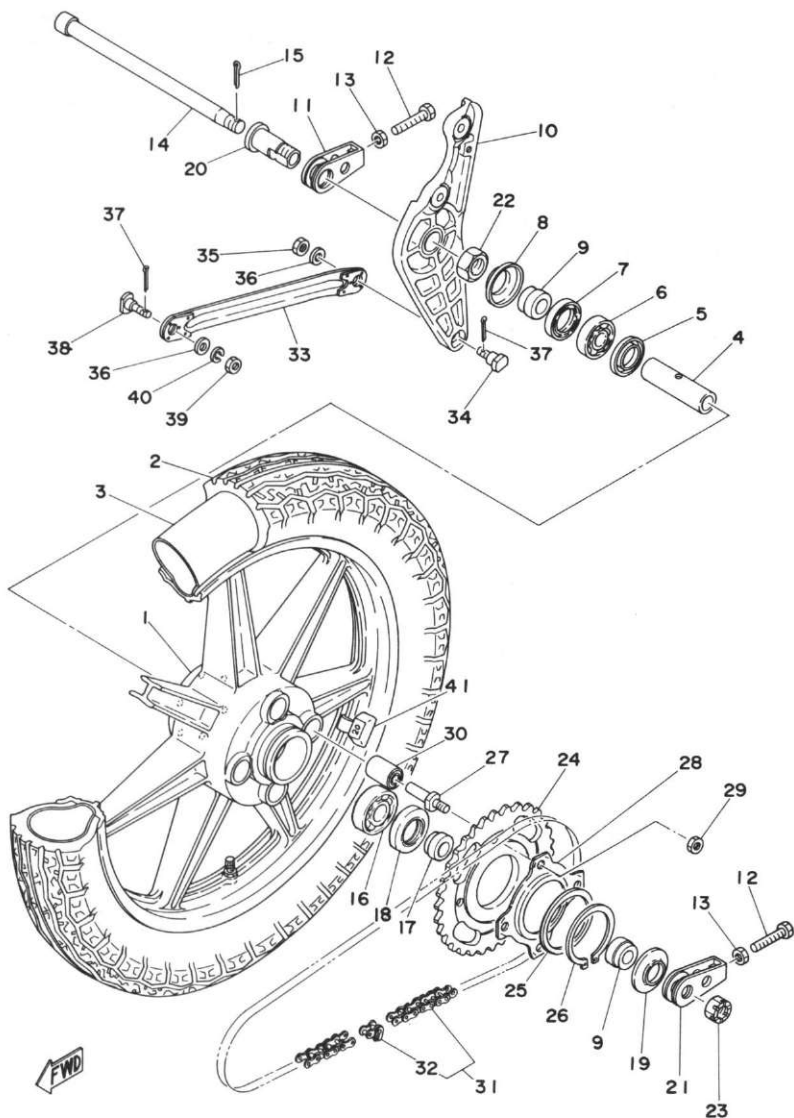
Fig. 35 REAR WHEEL (RD250: Disk Brake/Spoke Wheel Type)
Exclusive for W. GERMANY



REAR WHEEL (RD250: Disk Brake/Spoke Wheel Type) Exclusive for W. GERMANY

Ref. No.	Parts No.	Description	Q'ty		Remarks
			250	400	
35-30	90170-22097	NUT (168-25385-00)	1		
35-31	90171-16007	NUT, castle (275-25382-00)	1		
35-32	1A1-25438-20	GEAR, sprocket wheel (38T) ...	1		
35-33	90201-66585	WASHER, plate	1		
35-34	93410-65040	CIRCLIP (S-65)	1		
35-35	90109-12429	BOLT	4		
35-36	1A1-25412-01	WASHER, lock	1		
35-37	95311-12700	NUT, hexagon	4		
35-38	1A1-25363-00	DAMPER, sprocket	4		
35-39	94535-25096	CHAIN (DK530DS-95L)	1		
35-40	94635-25001	. JOINT, chain	1		
35-41	171-25371-00	BAR, tension	1		
35-42	90109-08184	BOLT (168-25378-00)	1		
35-43	90170-08158	NUT	1		
35-44	92901-08600	WASHER, plate	2		
35-45	91401-20015	PIN, cotter	2		
35-46	90109-08375	BOLT	1		
35-47	90170-08157	NUT	1		
35-48	92901-08100	WASHER, spring	1		

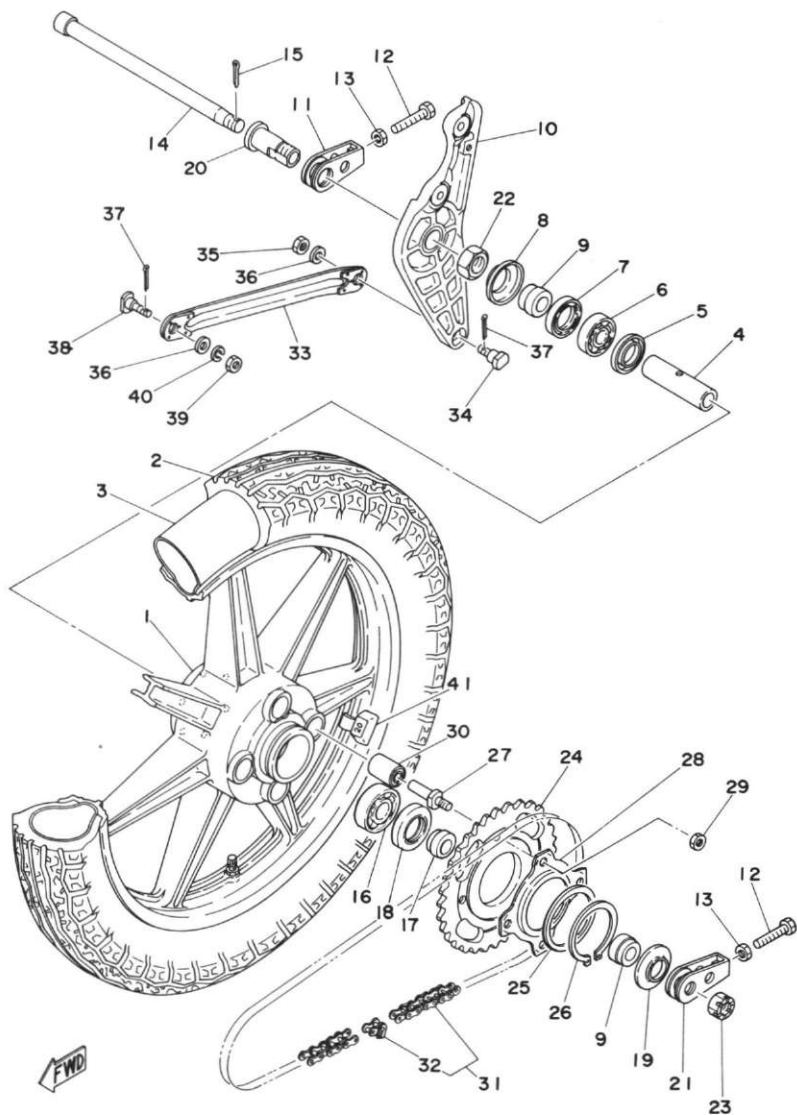
Fig. 36 REAR WHEEL (RD400: Casting Wheel Type)



REAR WHEEL (RD400: Casting Wheel Type)

Ref. No.	Parts No.	Description	Q'ty	Applicable	Remarks
			250 400	Machine No.	
36- 1	1A1-25338-00	WHEEL, cast rear	1		
36- 2	94135-18224	TIRE, rear (3.50S18-4PR)	1		
36- 3	94235-18022	TUBE (3.50-18)	1		
36- 4	1A1-25317-00	SPACER, bearing	1		
36- 5	1A1-25115-00	FLANGE, spacer	1		
36- 6	93306-30303	BEARING (6303ZC3)	1		
36- 7	93102-28022	OIL SEAL (SD-28-47-7)	1		
36- 8	341-25118-00	COVER, dust	1		
36- 9	90387-17433	COLLAR (341-25183-00)	2		
36-10	1A1-25819-00-33	BRACKET, caliper	1		Yamaha Black
36-11	1A1-25389-00	PULLER, chain right	1		
36-12	90101-08034	BOLT (168-25379-00)	2		
36-13	90170-08158	NUT	2		
36-14	150-25381-00	SHAFT, rear wheel	1		
36-15	91401-30030	PIN, cotter	1		
36-16	93306-30417	BEARING (6304Z)	1		
36-17	1A1-25377-00	COLLAR	1		
36-18	93102-28023	OIL SEAL (SD-28-52-6)	1		
36-19	1A1-25367-00	COVER, hub dust	1		
36-20	1A1-25387-00	SHAFT, bracket caliper	1		
36-21	168-25389-00	PULLER, chain left	1		
36-22	90170-22097	NUT (168-25385-00)	1		
36-23	90171-16007	NUT, castle (275-25382-00)	1		
36-24	1A1-25438-20	GEAR, sprocket wheel (38T) ...	1		Except BELGIUM
	1A3-25436-20	GEAR, sprocket wheel (36T) ...	1		Exclusive for BELGIUM
36-25	90201-66585	WASHER, plate	1		
36-26	93410-56040	CIRCLIP (S-62)	1		
36-27	90109-12429	BOLT	4		
36-28	1A1-25412-01	WASHER, lock	1		

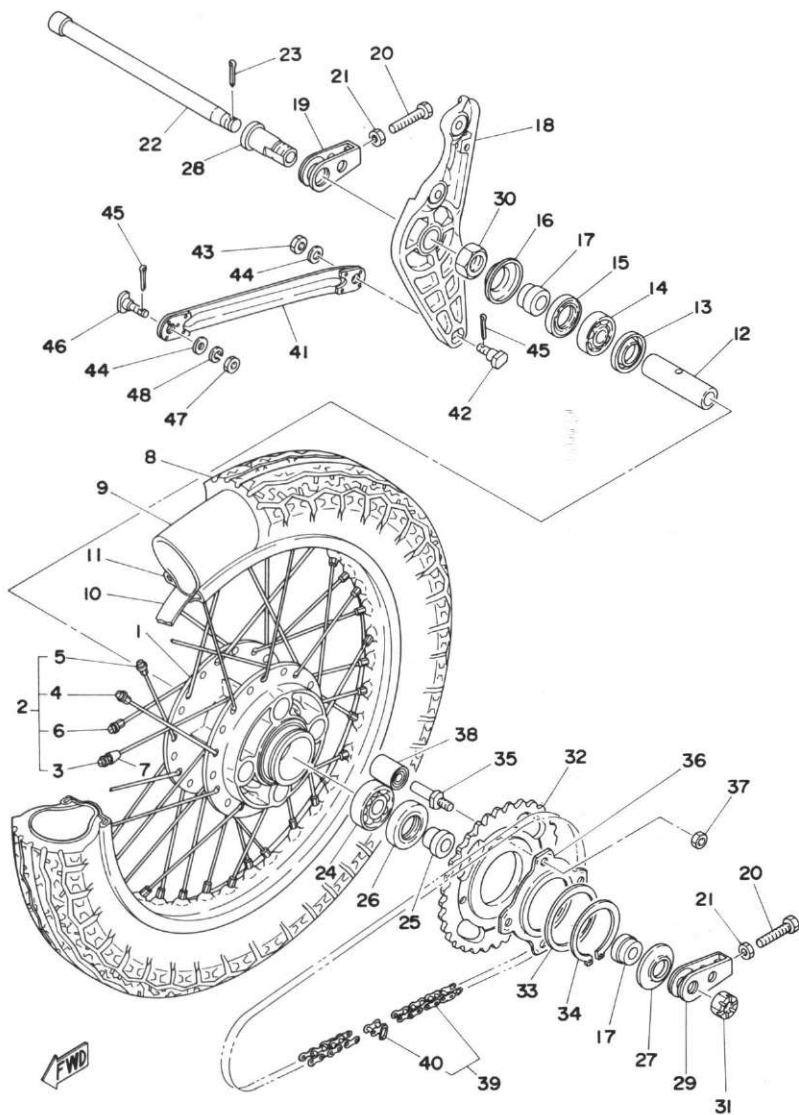
Fig. 36 REAR WHEEL (RD400: Casting Wheel Type)



REAR WHEEL (RD400: Casting Wheel Type)

Ref. No.	Parts No.	Description	Q'ty		Remarks
			250	400	
36-29	95311-12700	NUT, hexagon		4	
36-30	1A1-25363-00	DAMPER, sprocket		4	
36-31	94585-30096	CHAIN (DK530DS-95L)		1	
36-32	94685-30011	. JOINT, chain		1	
36-33	171-25371-00	BAR, tension		1	
36-34	90109-08184	BOLT (168-25378-00)		1	
36-35	90170-08158	NUT		1	
36-36	92901-08600	WASHER, plate		2	
36-37	91401-20015	PIN, cotter		2	
36-38	90109-08375	BOLT		1	
36-39	90170-08157	NUT		1	
36-40	92901-08100	WASHER, spring		1	
36-41	1A1-25398-00	BALANCER, wheel		U.R	

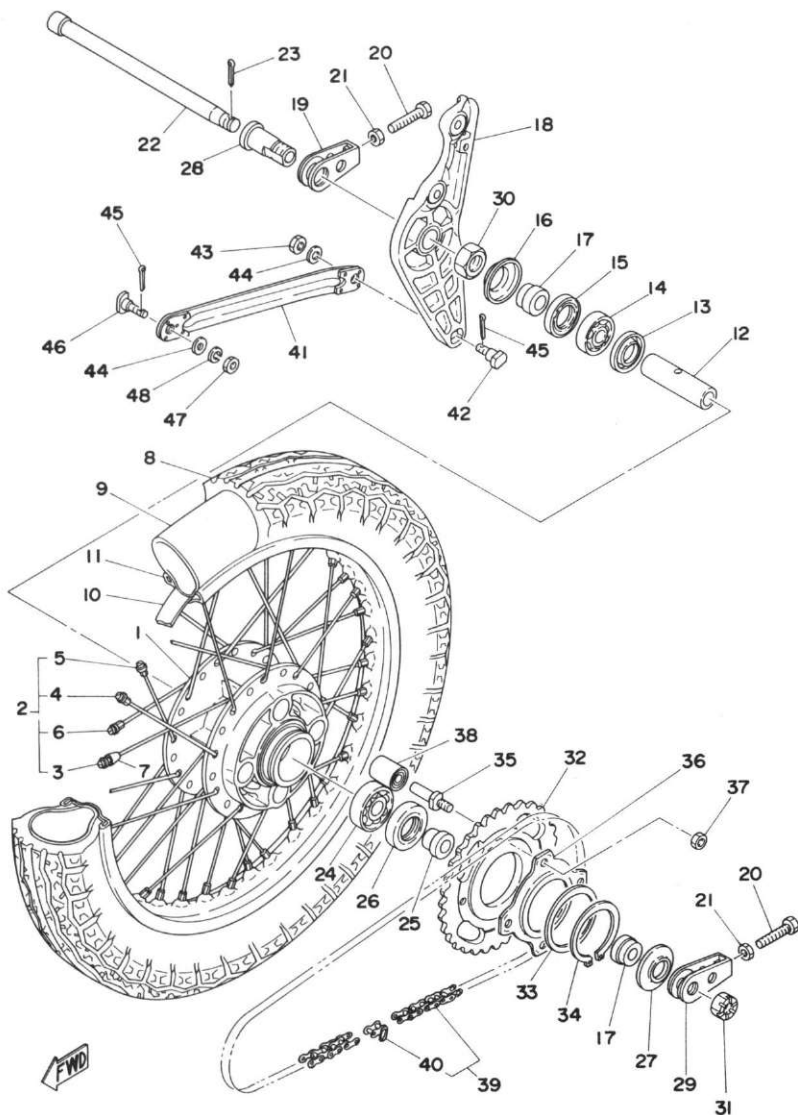
Fig. 37 REAR WHEEL (RD400: Spoke Wheel Type
ALTERNATE PARTS: ENGLAND Only)



REAR WHEEL (RD400: Spoke Wheel Type ALTERNATE PARTS: ENGLAND Only)

Ref. No.	Parts No.	Description	Q'ty		Remarks
			250	400	
37- 1	1A3-25311-00	HUB, rear		1	
37- 2	1A3-25304-00	SPOKE SET		1s	
37- 3	1A3-25396-90	. SPOKE SET, inner left (10PCS)		1s	
37- 4	1A3-25397-90	. SPOKE SET, outer left (10PCS)		1s	
37- 5	1A3-25391-90	. SPOKE SET, inner right (10PCS)		1s	
37- 6	1A3-25392-90	. SPOKE SET, outer right (10PCS)		1s	
37- 7	156-25398-00	BALANCER, wheel		U.N	
37- 8	94135-18224	TIRE, rear (3.50S18-4PR)		1	
37- 9	94235-18022	TUBE (3.50-18)		1	
37-10	94327-18008	BAND, rim (3.50-18)		1	
37-11	94418-18181	RIM (1.85-18)		1	
37-12	1A1-25317-00	SPACER, bearing		1	
37-13	1A1-25115-00	FLANGE, spacer		1	
37-14	93306-30303	BEARING (6303ZC3)		1	
37-15	93102-28022	OIL SEAL (SD-28-47-7)		1	
37-16	341-25118-00	COVER, hub dust		1	
37-17	90387-17433	COLLAR (341-25183-00)		2	
37-18	1A1-25819-00-33	BRACKET, caliper		1	Yamaha Black
37-19	1A1-25389-00	PULLER, chain right		1	
37-20	90101-08034	BOLT (168-25379-00)		2	
37-21	90170-08154	NUT		2	
37-22	150-25381-00	SHAFT, rear wheel		1	
37-23	91401-30030	PIN, cotter		1	
37-24	93306-30404	BEARING (6304Z)		1	
37-25	1A1-25377-00	COLLAR		1	
37-26	93102-28023	OIL SEAL (SD-28-52-6)		1	
37-27	1A1-25367-00	COVER, hub dust		1	
37-28	1A1-25387-00	SHAFT, bracket caliper		1	
37-29	168-25389-00	PULLER, chain right		1	

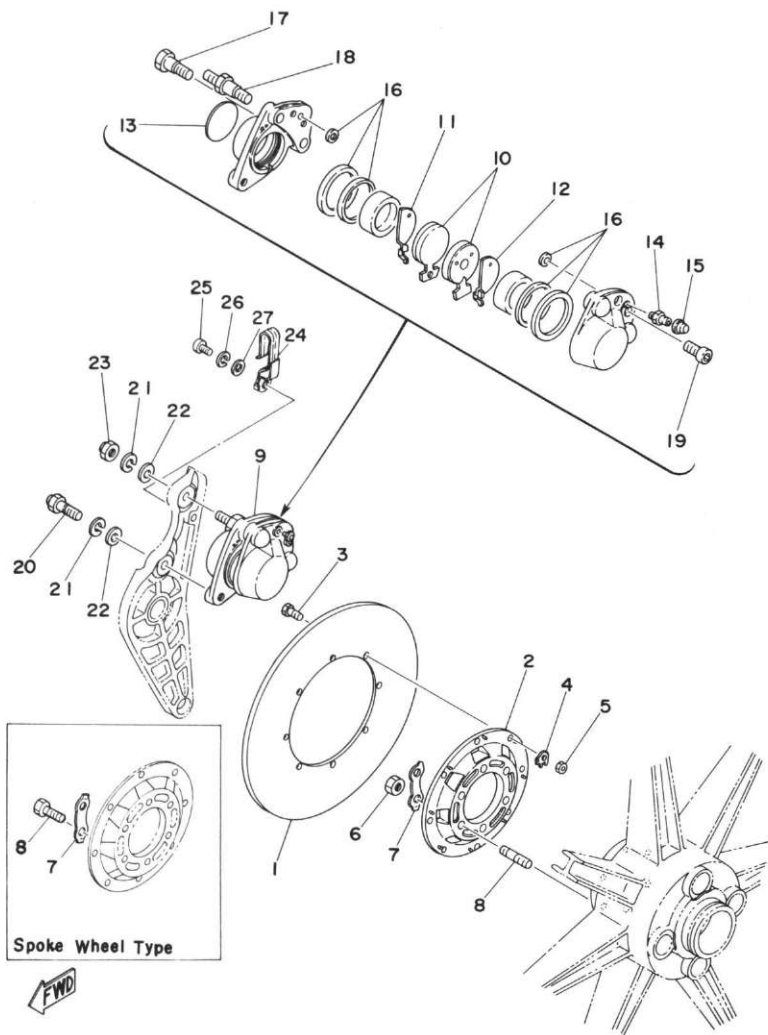
Fig. 37 REAR WHEEL (RD400: Spoke Wheel Type
 (ALTERNATE PARTS: ENGLAND Only)



REAR WHEEL (RD400: Spoke Wheel Type ALTERNATE PARTS: ENGLAND Only)

Ref. No.	Parts No.	Description	Q'ty		Applicable Machine No.	Remarks
			250	400		
37-30	90170-22097	NUT (168-25385-00)		1		
37-31	90171-16007	NUT, castle (275-25382-00)		1		
37-32	1A1-25438-20	GEAR, sprocket wheel (38T) ...		1		
37-33	90201-66585	WASHER, plate		1		
37-34	93410-65040	CIRCLIP (S-65)		1		
37-35	90109-12429	BOLT		4		
37-36	1A1-25412-01	WASHER, lock		1		
37-37	95311-12700	NUT, hexagon		4		
37-38	1A1-25363-00	DAMPER, sprocket		4		
37-39	94585-30096	CHAIN (DK530DS-95L)		1		
37-40	94685-30011	. JOINT, chain		1		
37-41	171-25371-00	BAR, tension		1		
37-42	90109-08184	BOLT (168-25378-00)		1		
37-43	90170-08158	NUT		1		
37-44	92901-08600	WASHER, plate		2		
37-45	91401-20015	PIN, cotter		2		
37-46	90109-08375	BOLT		1		
37-47	90170-08157	NUT		1		
37-48	92901-08100	WASHER, spring		1		

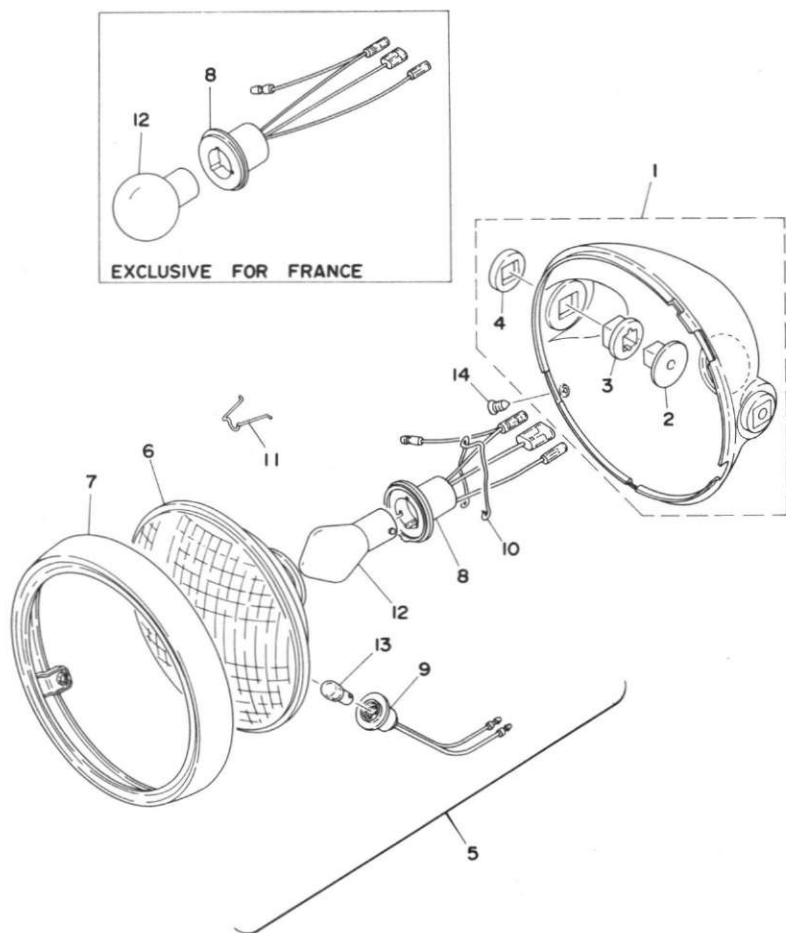
Fig. 38 REAR DISK BRAKE · CALIPER
 (RD250: Exclusive for W. GERMANY)
 (RD400: STD)



REAR DISK BRAKE · CALIPER (RD250: Exclusive for W. GERMANY) (RD400: STD)

Ref. No.	Parts No.	Description	Q'ty		Applicable Machine No.	Remarks
			250	400		
38- 1	351-25831-01	DISK, brake	1	1		
38- 2	351-25832-00	BRACKET, disk	1	1		
38- 3	90109-06018	BOLT (306-25833-00)	8	8		
38- 4	90215-06106	WASHER, lock (306-25834-00) ..	8	8		
38- 5	95301-06600	NUT, hexagon	8	8		
38- 6	90170-08158	NUT	6			Casting Wheel Type
38- 7	1J3-25834-00	WASHER, lock	3	3		
38- 8	90109-08367	BOLT	6			Spoke Wheel Type
	90116-08242	BOLT, stud	6			Casting Wheel Type
	90109-08367	BOLT	6			Spoke Wheel Type Alternate Parts ENGLAND Only
38- 9	1A1-25810-50	CALIPER ASS'Y	1	1		
38-10	306-25811-06	. PAD, caliper	2	2		
38-11	409-25827-50	. SHIM, caliper	1	1		
38-12	409-25828-50	. SHIM, caliper	1	1		
38-13	306-25829-00	. EMBLEM, caliper	1	1		
38-14	306-25824-00	. SCREW, breed	1	1		
38-15	306-25825-01	. CAP	1	1		
38-16	856-20000-50	. CALIPER SEAL KIT	1	1		
38-17	306-25821-01	. BOLT, bridge 1	1	1		
38-18	306-25822-01	. BOLT, bridge 2	1	1		
38-19	306-25826-01	. BOLT, bridge 3	2	2		
38-20	90109-10041	BOLT (306-25818-00)	1	1		
38-21	92901-10100	WASHER, spring	2	2		
38-22	92901-10600	WASHER, plate	2	2		
38-23	90176-10013	NUT, cap	1	1		
38-24	1A1-25875-00	HOLDER, brake hose	1	1		
38-25	92501-06015	SCREW, panhead	1	1		
38-26	92901-06100	WASHER, spring	1	1		
38-27	92901-06600	WASHER, plate	1	1		

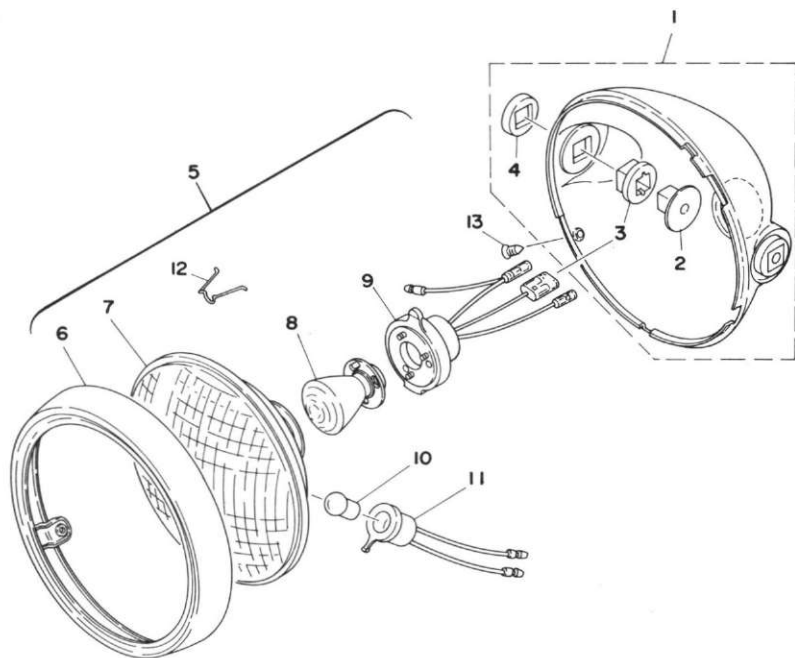
Fig. 39 HEAD LAMP 1



HEAD LAMP 1

Ref. No.	Parts No.	Description	Q'ty		FRANCE	HOLLAND	GERMANY	SWITZERLAND	BELGIUM	SWEDEN	FINLAND	DENMARK	NORWAY	AUSTRIA	ENGLAND	ITALY	Remarks
			250	400													
39- 1	1A0-84330-60-33	HEAD LAMP BODY ASS'Y	1	1	x	x	x	x	x	x	x	x	x	x	x	x	Yamaha Black
39- 2	498-84145-60	. COLLAR	2	2	x	x	x	x	x	x	x	x	x	x	x	x	
39- 3	498-84163-60	. BUSHING	2	2	x	x	x	x	x	x	x	x	x	x	x	x	
39- 4	498-84164-60	. BUSHING	2	2	x	x	x	x	x	x	x	x	x	x	x	x	
39- 5	1A2-84303-45	HEAD LAMP UNIT ASS'Y	1	1			x					x					
	1A2-84303-40	HEAD LAMP UNIT ASS'Y	1	1	x		x	x	x					x			
	1A2-84303-20	HEAD LAMP UNIT ASS'Y	1	1	x												
	1A2-84303-80	HEAD LAMP UNIT ASS'Y	1	1												x	
39- 6	413-84320-45	. LENS ASS'Y	1	1			x					x					
	413-84320-40	. LENS ASS'Y	1	1	x		x	x	x					x			
	278-84320-21	. LENS ASS'Y	1	1	x												
	413-84120-85	. LENS ASS'Y	1	1												x	
39- 7	1A2-84315-45	. RIM, head lamp	1	1	x	x	x	x	x	x	x	x	x	x	x	x	
39- 8	314-84112-00	. SOCKET ASS'Y	1	1	x	x	x	x	x	x	x	x	x	x	x	x	
	1A2-84312-20	. SOCKET ASS'Y	1	1	x												
39- 9	306-84346-40	. SOCKET ASS'Y	1	1	x	x	x	x	x	x	x	x	x	x	x	x	
	278-84312-21	. SOCKET ASS'Y	1	1	x												
	457-84146-85	. SOCKET ASS'Y	1	1												x	
39-10	308-84135-21	. SPRING	1	1	x	x	x	x	x	x	x	x	x	x	x	x	
39-11	1A2-84324-20	. SPRING, reflector set ..	3	3	x	x	x	x	x	x	x	x	x	x	x	x	
39-12	169-84314-10	BULB, head lamp (12V-35/35W)	1	1	x	x	x	x	x	x	x	x	x	x	x	x	*
	278-84314-21	BULB, head lamp (12V-36/36W)	1	1	x												*
39-13	169-84347-10	BULB (12V-4W)	1	1	x	x	x	x	x	x	x	x	x	x	x	x	*
	169-84346-10	BULB (12V-4W)	1	1	x												*
	413-84347-85	BULB (12V-3W)	1	1										x			*
39-14	195-84325-00	SCREW, rim fitting	1	1	x	x	x	x	x	x	x	x	x	x	x	x	

Fig. 40 HEAD LAMP 2

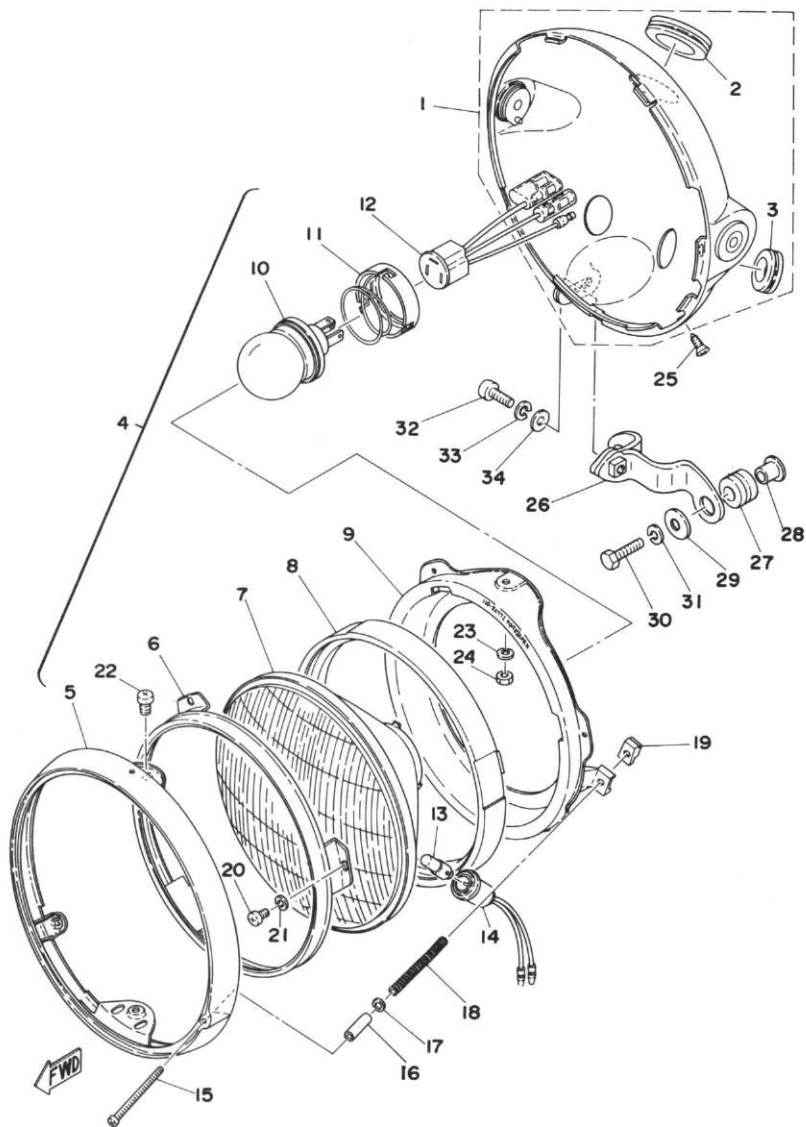


FWD

HEAD LAMP 2

Ref. No.	Parts No.	Description	Q'ty		FRANCE	NETHERLANDS	GERMANY	BELGIUM	FINLAND	DENMARK	NORWAY	AUSTRIA	ENGLAND	ITALY	Remarks
			250	400											
40- 1	1A0-84330-60-33	HEAD LAMP BODY ASS'Y	1	1										X	Yamaha Black
40- 2	498-84145-60	. COLLAR	2	2										X	
40- 3	498-84163-60	. BUSHING	2	2										X	
40- 4	498-84164-60	. BUSHING	2	2										X	
40- 5	1A2-84310-30	HEAD LAMP UNIT ASS'Y	1	1										X	
40- 6	1A2-84315-45	. RIM, head lamp	1	1										X	
40- 7	1A2-84320-30	. LENS ASS'Y	1	1										X	
40- 8	817-84314-00	. BULB, head lamp (12V-35/35W)	1	1										X	
40- 9	359-84312-00	. CORD ASS'Y	1	1										X	
40-10	306-84347-30	. BULB (12V-3.4W)	1	1										X	
40-11	357-84112-00	. CORD ASS'Y	1	1										X	
40-12	1A2-84324-20	. SPRING, reflector set	3	3										X	
40-13	195-84325-00	SCREW, rim fitting	1	1										X	

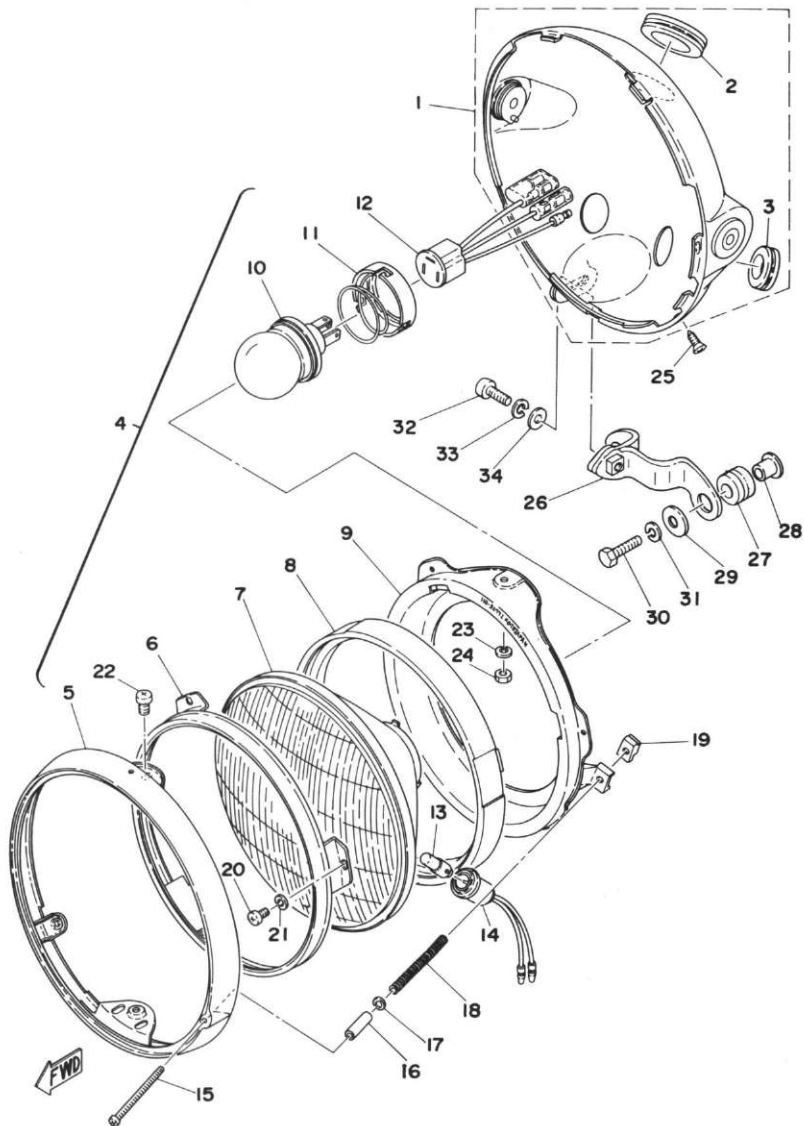
Fig.41 HEAD LAMP 3



HEAD LAMP 3

Ref. No.	Parts No.	Description	Q'ty												Remarks			
				250	400	FRANCE	HOLLAND	GERMANY	SWITZERLAND	BELGIUM	SWEDEN	FINLAND	DENMARK	NORWAY		AUSTRIA	ENGLAND	ITALY
41- 1	371-84330-60-33	BODY ASS'Y	1														X	Yamaha Black
41- 2	214-84153-60	. GROMMET	1														X	
41- 3	150-84153-00	. GROMMET	2														X	
41- 4	421-84310-40	HEAD LAMP UNIT ASS'Y...	1														X	
41- 5	341-84315-40	. RIM, head lamp	1														X	
41- 6	341-84395-40	. RING, retaining	1														X	
41- 7	341-84320-40	. LENS ASS'Y	1														X	
41- 8	341-84322-40	. PACKING, lens	1														X	
41- 9	341-84394-00	. RING, mounting	1														X	
41-10	306-84314-40	. BULB, head lamp (12V-45/40W)	1														X	*
41-11	341-84393-40	. HOLDER, bulb	1														X	
41-12	371-84312-60	. SOCKET	1														X	
41-13	169-84346-10	. BULB (12V-4W)	1														X	*
41-14	306-84346-40	. SOCKET	1														X	
41-15	341-84331-60	. SCREW, adjusting	1														X	
41-16	341-84333-60	. SPACER	1														X	
41-17	92901-04200	. WASHER, plain	1														X	
41-18	341-84332-60	. SPRING, adjusting	1														X	
41-19	198-84334-60	. NUT	1														X	
41-20	98501-04008	. SCREW, panhead	3														X	
41-21	92901-04100	. WASHER, spring	3														X	
41-22	98501-05010	. SCREW	2														X	
41-23	92901-05100	. WASHER, spring	2														X	
41-24	95301-05600	. NUT, hexagon	2														X	
41-25	195-84325-00	SCREW, rim fitting	2														X	
41-26	1A3-84318-00	STAY, head lamp 1	1														X	
41-27	90480-14102	GROMMET	1														X	
41-28	90387-07390	COLLAR	1														X	

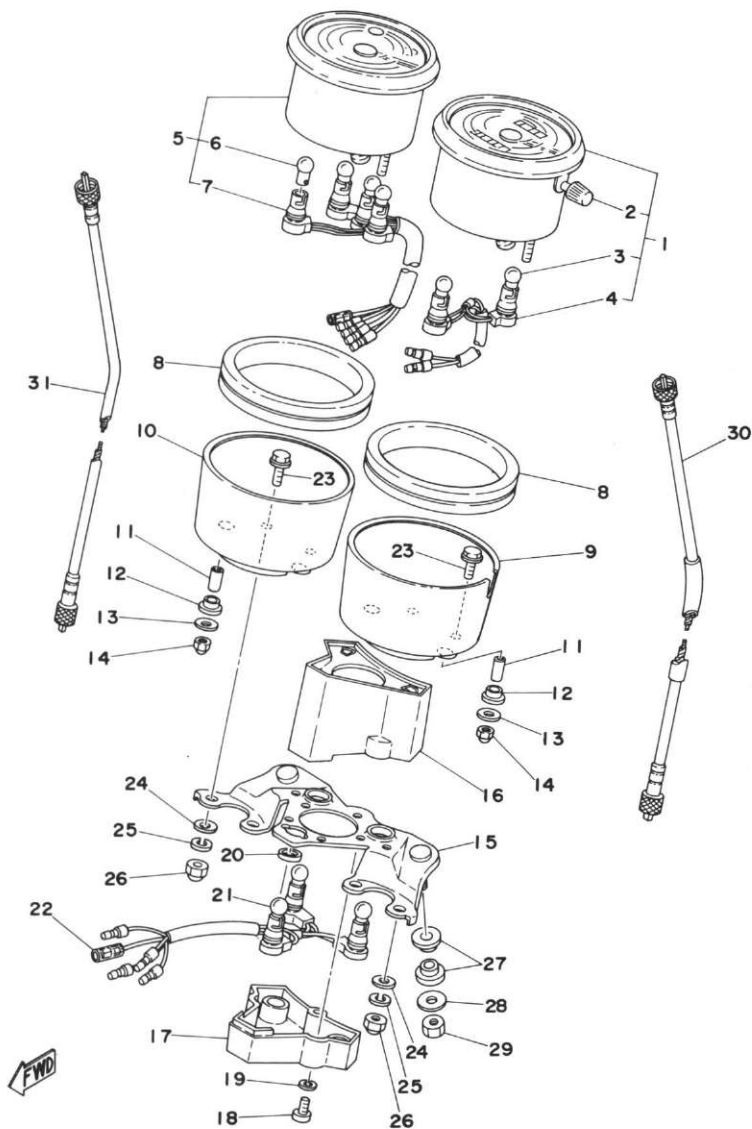
Fig. 41 HEAD LAMP 3



HEAD LAMP 3

Ref. No.	Parts No.	Description	Q'ty	ITALY	ENGLAND	AUSTRIA	NORWAY	DENMARK	FINLAND	SWEDEN	BELGIUM	SWITZERLAND	W. GERMANY	HOLLAND	FRANCE	Remarks
			250 400													
41-29	90209-06095	WASHER	1										x			
41-30	97301-06025	BOLT, hexagon	1										x			
41-31	92901-06100	WASHER, spring	1										x			
41-32	92501-06012	SCREW, panhead	1										x			
41-33	92901-06100	WASHER, spring	1										x			
41-34	92901-06600	WASHER, plate	1										x			

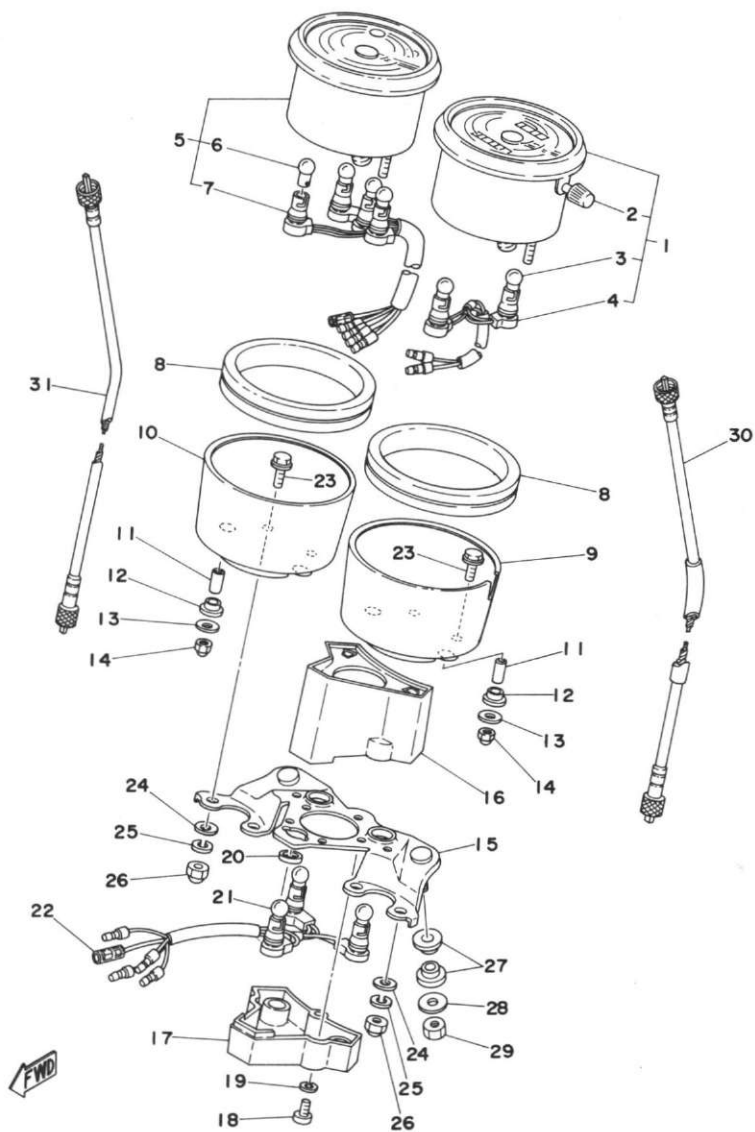
Fig. 42 SPEEDOMETER · TACHOMETER



SPEEDOMETER · TACHOMETER

Ref. No.	Parts No.	Description	Q'ty		Applicable Machine No.	Remarks
			250	400		
42- 1	1A2-83570-20	SPEEDOMETER ASS'Y	1	1	Km/h
	1A0-83570-41	SPEEDOMETER ASS'Y	1	1	Mile/h STD:England
42- 2	584-83578-70	. KNOB, trip meter	1	1	
42- 3	123-83516-21	. BULB (12V-3.4W)	2	2	
42- 4	1A0-83571-40	. SOCKER CORD ASS'Y 1	1	1	
42- 5	1A0-83540-01	TACHOMETER ASS'Y	1	1	
42- 6	123-83516-21	. BULB (12V-3.4W)	4	4	
42- 7	1A0-83573-00	. SOCKET CORD ASS'Y 3	1	1	
42- 8	1A0-83513-00	DAMPER	2	2	
42- 9	1A0-83507-00	COVER, speedometer	1	1	
42-10	1A0-83508-00	COVER, tachometer	1	1	
42-11	1A0-83522-00	COLLAR	4	4	
42-12	584-83523-00	DAMPER, meter cover fitting	4	4	
42-13	92901-05200	WASHER, plain	4	4	
42-14	95303-05800	NUT, crown	4	4	
42-15	1A0-83519-00	BRACKET, meter	1	1	
42-16	1A0-83568-00	PILOT BOX, upper	1	1	
42-17	584-83569-00	PILOT BOX, under	1	1	
42-18	98501-05010	SCREW, panhead	3	3	
42-19	92901-05100	WASHER, spring	3	3	
42-20	1A0-83541-00	DAMPER	1	1	
42-21	123-83516-21	BULB (12V-3.4W)	3	3	
42-22	1A0-83572-00	SOCKET CORD ASS'Y	1	1	
42-23	584-83546-00	BOLT	4	4	
42-24	92901-06200	WASHER, plain	4	4	
42-25	92901-06100	WASHER, spring	4	4	
42-26	95303-06800	NUT, crown	4	4	
42-27	1A0-83523-00	DAMPER	4	4	
42-28	90201-06063	WASHER, plate (810-77318-00)	2	2	

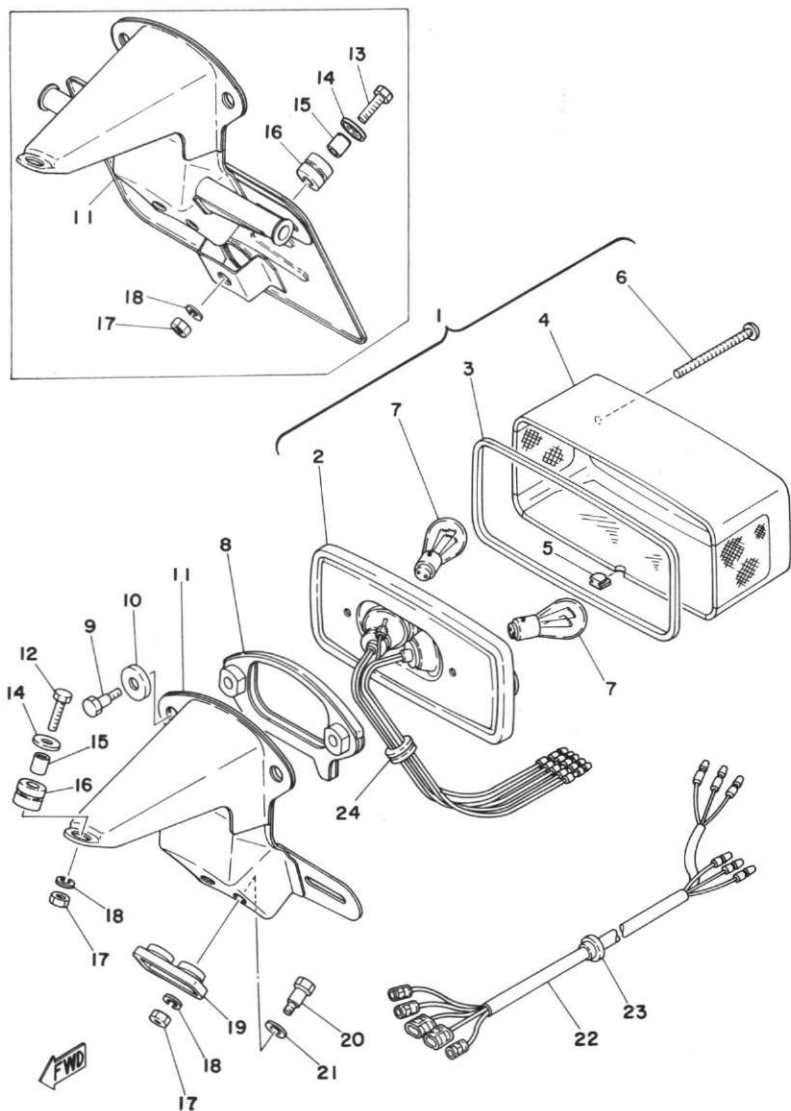
Fig. 42 SPEEDOMETER · TACHOMETER



SPEEDOMETER · TACHOMETER

Ref. No.	Parts No.	Description	Q'ty		Remarks
			250	400	
42-29	95301-06600	NUT, hexagon	2	2	
42-30	351-83550-00	SPEEDOMETER CABLE ASS'Y	1	1	
42-31	360-83560-00	TACHOMETER CABLE ASS'Y	1	1	

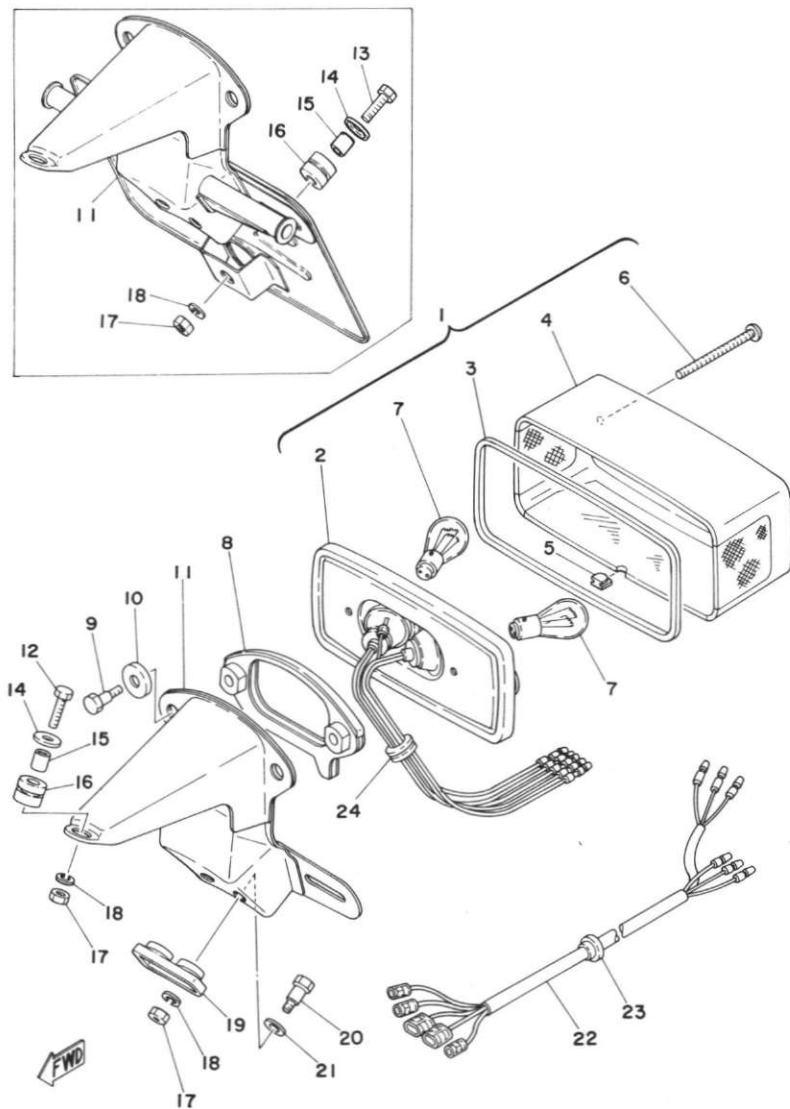
Fig. 43 TAIL LAMP



TAIL LAMP

Ref. No.	Parts No.	Description	Q'ty	250 400											Remarks			
				FRANCE	HOLLAND	GERMANY	SWITZERLAND	SWEDEN	BEIGUM	FINLAND	DENMARK	NORWAY	AUSTRIA	ENGLAND		ITALY		
43- 1	1A2-84710-40	TAIL LAMP UNIT ASS'Y	1 1			x		x										
	1A2-84710-70	TAIL LAMP UNIT ASS'Y	1 1	x	x		x	x			x	x	x	x	x			
43- 2	1A2-84711-40	. BASE, tail lamp	1 1	x	x	x	x	x			x	x	x	x	x			
43- 3	1A0-84723-60	. GASKET, tail lamp	1 1	x	x	x	x	x			x	x	x	x	x			
43- 4	1A2-84721-40	. LENS, tail lamp	1 1			x		x										
	1A2-84721-70	. LENS, tail lamp	1 1	x	x		x	x			x	x	x	x	x			
43- 5	1A2-84718-40	. GROMMET	1 1			x		x										
43- 6	98501-04055	. SCREW, panhead	2 2	x	x	x	x	x			x	x	x	x	x			
43- 7	1A2-84714-40	BULB, tail lamp (12V-21/5W)	2 2	x	x	x	x	x			x	x	x	x	x			*
43- 8	1A0-84712-60	SEAT, base	1 1	x	x	x	x	x			x	x	x	x	x			
43- 9	1A0-84726-60	SCREW	2 2	x	x	x	x	x			x	x	x	x	x			
43-10	437-84725-60	WASHER, special	2 2	x	x	x	x	x			x	x	x	x	x			
43-11	1A2-84751-10-33	BRACKET, licence	1 1	x	x			x							x	x		
	1A2-84751-40-33	BRACKET, licence	1 1			x	x				x	x						
43-12	97301-06020	BOLT, hexagon	1 1	x	x	x	x	x			x	x	x	x	x			
43-13	97301-06025	BOLT, hexagon	1 1			x	x				x	x						
43-14	90209-06095	WASHER (102-28323-00)	1 1	x	x			x							x	x		
	90209-06095	WASHER (102-28323-00)	2 2			x	x								x	x		
43-15	90387-07390	COLLAR	1 1	x	x			x							x	x		
	90387-07390	COLLAR	2 2			x	x								x	x		
43-16	90480-14102	GROMMET (214-21717-00)	1 1	x	x			x							x	x		
	90480-14102	GROMMET (214-21717-00)	2 2			x	x								x	x		
43-17	95301-06600	NUT, hexagon	3 3	x	x			x							x	x		
	95301-06600	NUT, hexagon	4 4			x	x								x	x		
43-18	92901-06100	WASHER, spring	3 3	x	x			x							x	x		
	92901-06100	WASHER, spring	4 4			x	x								x	x		
43-19	214-84553-01	DAMPER	1 1	x	x	x	x	x			x	x	x	x	x			
43-20	90109-06017	BOLT (168-21738-00)	2 2	x	x	x	x	x			x	x	x	x	x			

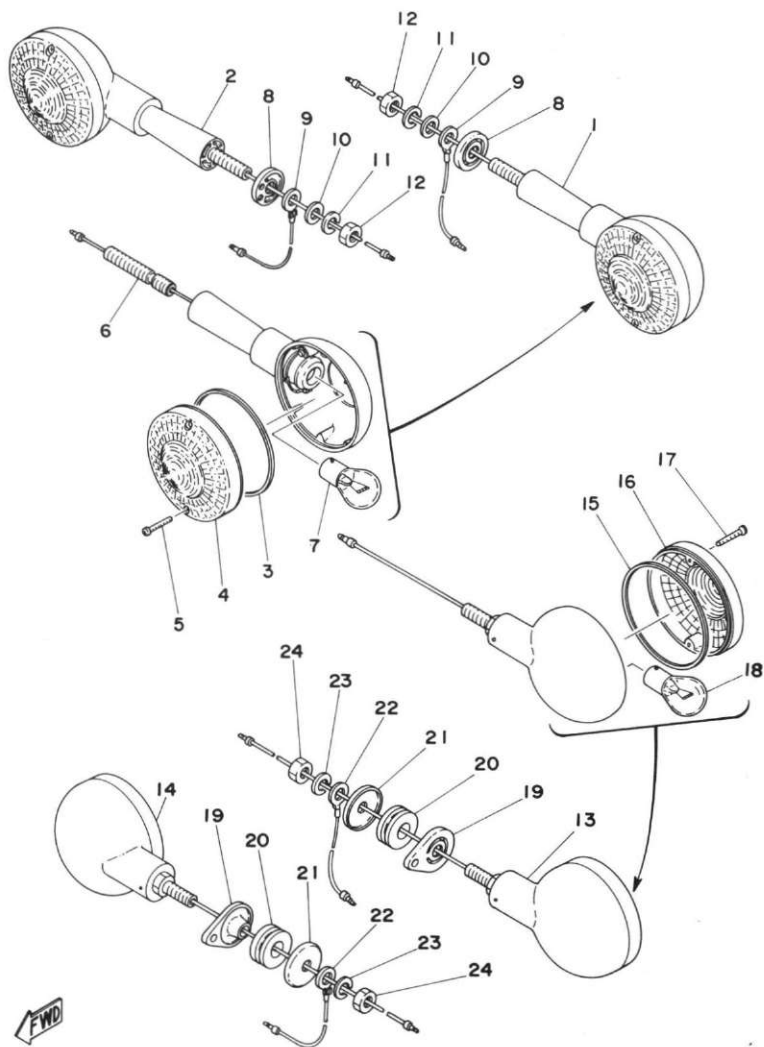
Fig.43 TAIL LAMP



TAIL LAMP

Ref. No.	Parts No.	Description	Q'ty		FRANCE	HOLLAND	WEST GERMANY	SWITZERLAND	BELGIUM	SWEDEN	FINLAND	DENMARK	NORWAY	AUSTRIA	ENGLAND	ITALY	Remarks
			250	400													
43-21	92901-08200	WASHER, plain	2	2	x	x	x	x	x	x	x	x	x	x	x	x	
43-22	1A0-84717-00	CORD, tail lamp	1	1	x	x		x						x	x	x	
	1A2-84717-40	CORD, tail lamp	1	1			x	x	x			x	x				
43-23	90480-12013	GROMMET (152-84158-00)	1	1	x	x	x	x	x	x	x	x	x	x	x	x	
43-24	90480-12067	GROMMET	1	1	x	x	x	x	x	x	x	x	x	x	x	x	

Fig. 44 FLASHER LAMP 1

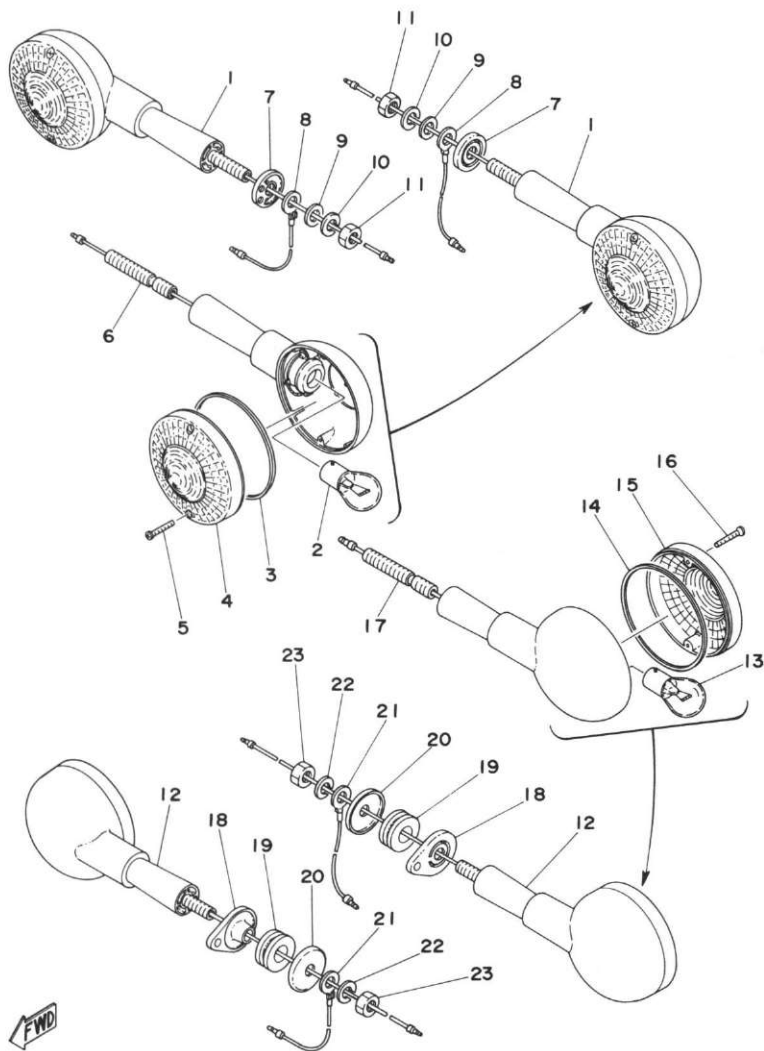


FLASHER LAMP 1

Ref. No.	Parts No.	Description	Q'ty											Remarks								
				250 400																		
				FRANCE	HOLLAND	GERMANY	SWITZERLAND	NETHERLANDS	SPAIN	SCANDINAVIA	IRELAND	ITALY	ENGLAND	AUSTRIA	NETHERLANDS	FRANCE	NETHERLANDS	NETHERLANDS	NETHERLANDS	NETHERLANDS	NETHERLANDS	
44- 1	366-83310-41-93	FRONT FLASHER LAMP ASS'Y, left	1 1			x x									x x							
44- 2	366-83320-41-93	FRONT FLASHER LAMP ASS'Y, right	1 1			x x									x x							
44- 3	341-83313-70	. GASKET, flasher lens ..	2 2			x x									x x							*
44- 4	341-83312-70	. LENS, flasher	2 2			x x									x x							
44- 5	341-83333-70	. SCREW, lens fitting ...	4 4			x x									x x							
44- 6	341-83367-00	. BOLT, stud	2 2			x x									x x							
44- 7	306-83311-40	BULB, flasher (12V-21W) .	2 2			x x									x x							
44- 8	360-83316-00	COLLAR, flasher front ..	2 2			x x									x x							
44- 9	371-82519-00	WIRE, earth lead	2 2			x x									x x							
44-10	92901-08200	WASHER, plain	2 2			x x									x x							
44-11	92901-08100	WASHER, spring	2 2			x x									x x							
44-12	95301-08600	NUT, hexagon	2 2			x x									x x							
44-13	533-83330-40-93	REAR FLASHER LAMP ASS'Y, left	1 1			x x									x x							
44-14	533-83340-40-93	REAR FLASHER LAMP ASS'Y, right	1 1			x x									x x							
44-15	341-83313-70	. GASKET, flasher lens ...	2 2			x x									x x							*
44-16	366-83312-40	. LENS, flasher	2 2			x x									x x							
44-17	341-83333-70	. SCREW, lens fitting	4 4			x x									x x							
44-18	306-83311-40	BULB, flasher (12V-21W) .	2 2			x x									x x							
44-19	360-83326-00	COLLAR, flasher rear ..	2 2			x x									x x							
44-20	90480-18128	GROMMET (360-83321-00)	2 2			x x									x x							
44-21	90201-08612	WASHER, plate	2 2			x x									x x							
44-22	256-83336-01	CORD	2 2			x x									x x							
44-23	92901-08100	WASHER, spring	2 2			x x									x x							
44-24	95301-08600	NUT, hexagon	2 2			x x									x x							



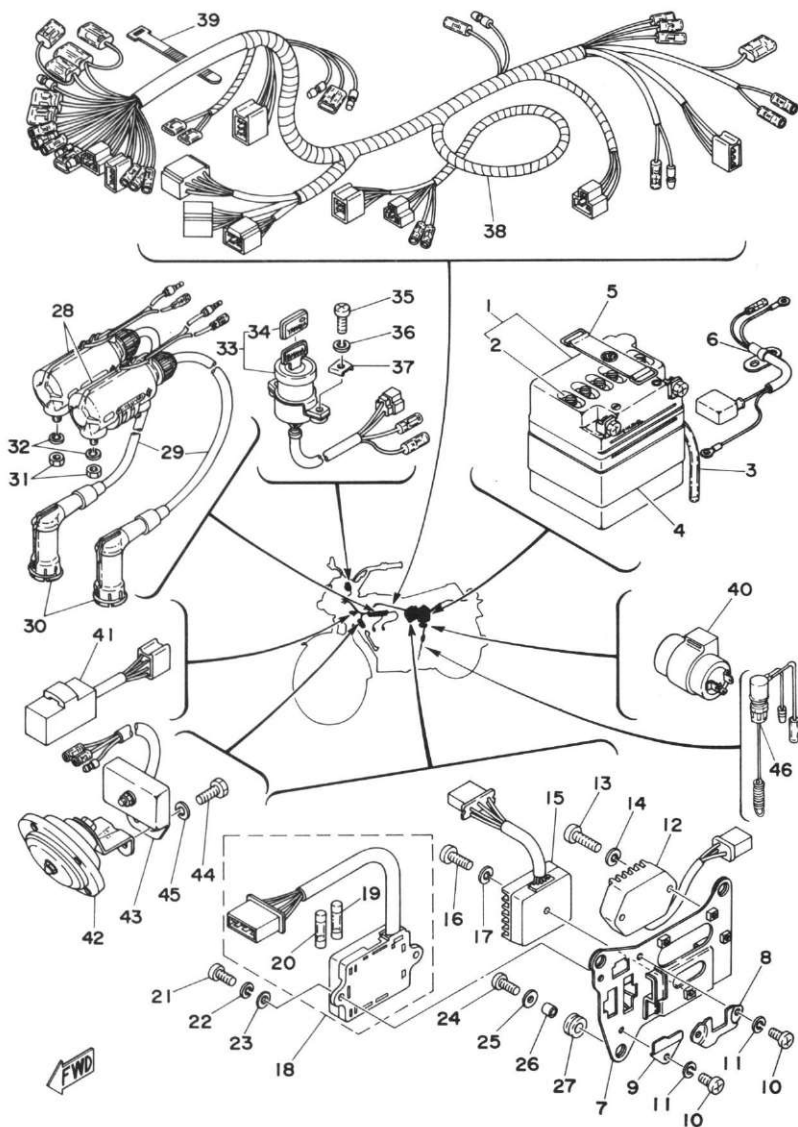
Fig. 45 FLASHER LAMP 2



FLASHER LAMP 2

Ref. No.	Parts No.	Description	Q'ty	FRANCE	HOLLAND	W. GERMANY	SWITZERLAND	BELGIUM	SWEDEN	FINLAND	DENMARK	NORWAY	AUSTRIA	ENGLAND	ITALY	Remarks
45- 1	360-83310-71-93	FRONT FLASHER LAMP ASS'Y	2 2	x x				x x						x x x		
45- 2	256-83311-70	. BULB, flasher (12V-32CP)	2 2	x x				x x						x x x		
45- 3	341-83313-70	. GASKET, flasher lens	2 2	x x				x x						x x x		
45- 4	341-83312-70	. LENS, flasher	2 2	x x				x x						x x x		
45- 5	341-83333-70	. SCREW, lens fitting ..	4 4	x x				x x						x x x		
45- 6	360-83367-00	. BOLT, stud	4 4	x x				x x						x x x		
45- 7	360-83316-00	COLLAR, flasher front ..	2 2	x x				x x						x x x		
45- 8	371-82519-00	WIRE, earth lead	2 2	x x				x x						x x x		
45- 9	92901-08200	WASHER, plain	2 2	x x				x x						x x x		
45-10	92901-08100	WASHER, spring	2 2	x x				x x						x x x		
45-11	95301-08600	NUT, hexagon	2 2	x x				x x						x x x		
45-12	360-83330-71-93	REAR FLASHER LAMP ASS'Y	2 2	x x				x x						x x		
	521-83330-50-93	REAR FLASHER LAMP ASS'Y	2 2											x		
45-13	256-83311-70	. BULB, flasher (12V-32CP)	2 2	x x				x x						x x x		
45-14	341-83313-70	. GASKET, flasher lens	2 2	x x				x x						x x x		
45-15	341-83312-70	. LENS, flasher	2 2	x x				x x						x x		
	366-83312-40	. LENS, flasher	2 2											x		
45-16	341-83333-70	. SCREW, lens fitting ..	4 4	x x				x x						x x x		
45-17	360-83367-00	. BOLT, stud	2 2	x x				x x						x x x		
45-18	360-83326-00	COLLAR, flasher rear ..	2 2	x x				x x						x x x		
45-19	90480-18128	GROMMET (360-83321-00)	2 2	x x				x x						x x x		
45-20	90201-08612	WASHER, plate	2 2	x x				x x						x x x		
45-21	256-83336-01	CORD	2 2	x x				x x						x x x		
45-22	92901-08100	WASHER, spring	2 2	x x				x x						x x x		
45-23	95301-08600	NUT, hexagon	2 2	x x				x x						x x x		

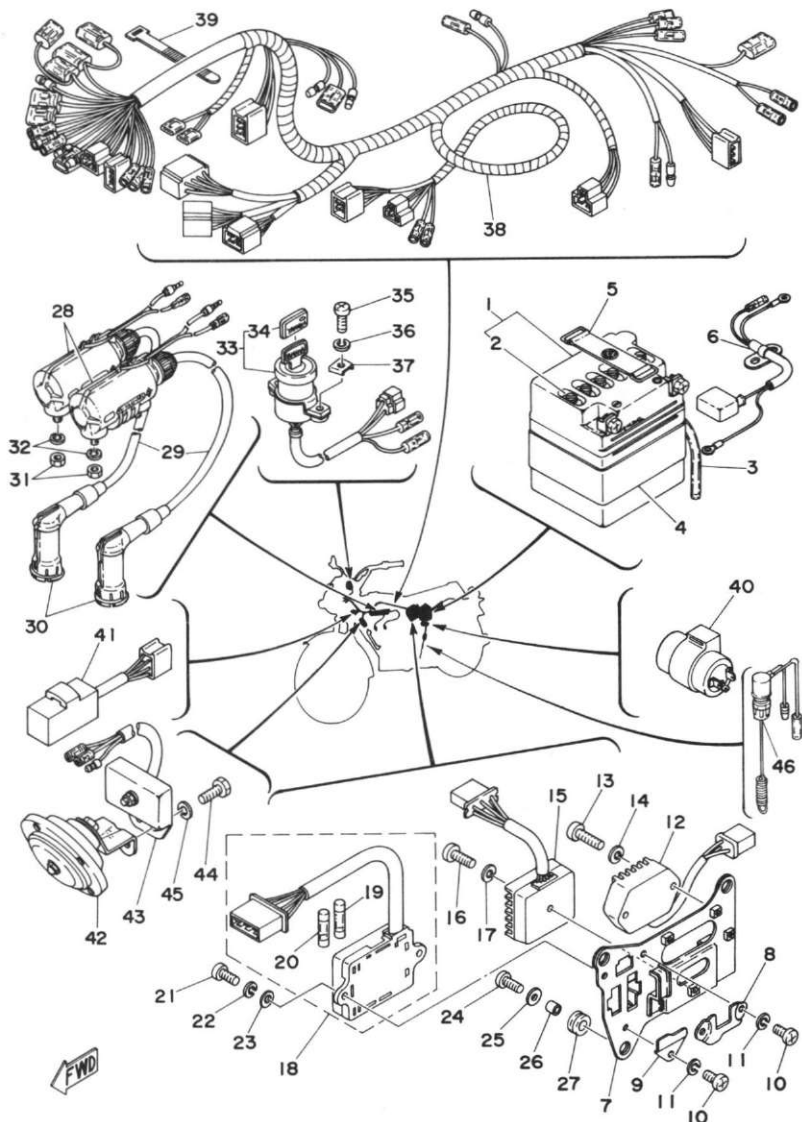
Fig. 46 ELECTRICAL



ELECTRICAL

Ref. No.	Parts No.	Description	Q'ty	250 400											Remarks						
				U.	R.	J.	D.	E.	F.	G.	H.	I.	L.	N.		O.					
46- 1	118-82110-71	BATTERY ASS'Y	} U.R.U.R																	
	118-82110-80	BATTERY ASS'Y		1 1	x	x	x	x	x	x	x	x	x	x	x	x	x	x	x	x
46- 2	104-82111-20	. CAP, battery	6 6	x	x	x	x	x	x	x	x	x	x	x	x	x	x	x	x	x
46- 3	90445-08047	HOSE (168-82112-00 5-580)	1 1		x	x	x	x	x	x	x	x	x	x	x	x	x	x	x	x	x
46- 4	235-82124-00	BAND, battery	1 1	x	x	x	x	x	x	x	x	x	x	x	x	x	x	x	x	x
46- 5	122-82131-00	BAND, battery	1 1	x	x	x	x	x	x	x	x	x	x	x	x	x	x	x	x	x
46- 6	1A0-82117-00	WIRE, lead	1 1	x	x	x	x	x	x	x	x	x	x	x	x	x	x	x	x	x
46- 7	1A0-21543-01	PLATE 1	1 1	x	x	x	x	x	x	x	x	x	x	x	x	x	x	x	x	x
46- 8	1A0-21544-00	PLATE 2	1 1	x	x	x	x	x	x	x	x	x	x	x	x	x	x	x	x	x
46- 9	1A0-21545-00	PLATE 3	1 1	x	x	x	x	x	x	x	x	x	x	x	x	x	x	x	x	x
46-10	92501-06010	SCREW, panhead	3 3	x	x	x	x	x	x	x	x	x	x	x	x	x	x	x	x	x
46-11	92901-06100	WASHER, spring	3 3	x	x	x	x	x	x	x	x	x	x	x	x	x	x	x	x	x
46-12	1A0-81910-10	VOLTAGE REGULATOR ASS'Y	1 1	x	x	x	x	x	x	x	x	x	x	x	x	x	x	x	x	x
46-13	92501-06030	SCREW, panhead	2 2	x	x	x	x	x	x	x	x	x	x	x	x	x	x	x	x	x
46-14	92901-06100	WASHER, spring	2 2	x	x	x	x	x	x	x	x	x	x	x	x	x	x	x	x	x
46-15	1A0-81970-20	RECTIFIER ASS'Y	} U.R.U.R																	
	1A0-81970-60	RECTIFIER ASS'Y		1 1	x	x	x	x	x	x	x	x	x	x	x	x	x	x	x	x
46-16	92501-06020	SCREW, panhead	1 1	x	x	x	x	x	x	x	x	x	x	x	x	x	x	x	x	x
46-17	92901-06100	WASHER, spring	1 1	x	x	x	x	x	x	x	x	x	x	x	x	x	x	x	x	x
46-18	1A0-82170-00	FUSE BOX ASS'Y	1 1	x	x	x	x	x	x	x	x	x	x	x	x	x	x	x	x	x
46-19	1A0-82151-00	. FUSE (10A)	4 4	x	x	x	x	x	x	x	x	x	x	x	x	x	x	x	x	x
46-20	1A0-82161-00	. FUSE (20A)	2 2	x	x	x	x	x	x	x	x	x	x	x	x	x	x	x	x	x
46-21	98501-05015	SCREW, panhead	2 2	x	x	x	x	x	x	x	x	x	x	x	x	x	x	x	x	x
46-22	92901-05100	WASHER, spring	2 2	x	x	x	x	x	x	x	x	x	x	x	x	x	x	x	x	x
46-23	92901-05600	WASHER, plate	2 2	x	x	x	x	x	x	x	x	x	x	x	x	x	x	x	x	x
46-24	92501-06018	SCREW, panhead	3 3	x	x	x	x	x	x	x	x	x	x	x	x	x	x	x	x	x

Fig. 46 ELECTRICAL



ELECTRICAL

Ref. No.	Parts No.	Description	Q'ty												Remarks			
				250	400	HOLLAND	FRANCE	SWEDEN	FINLAND	DEMARK	NEW ZEALAND	AUSTRIA	ENGLAND	ITALY				
46-25	90201-06053	WASHER, plate (811-77728-00)	3 3	x	x	x	x	x	x	x	x	x	x	x	x	x	x	
46-26	90387-07389	COLLAR (256-21544-00)	3 3	x	x	x	x	x	x	x	x	x	x	x	x	x	x	
46-27	90480-13018	GROMMET	3 3	x	x	x	x	x	x	x	x	x	x	x	x	x	x	
46-28	1A0-82310-10	IGNITION COIL ASS'Y ...	2 2	x	x	x	x	x	x	x	x	x	x	x	x	x	x	
46-29	183-82341-00	CORD, high tension	2 2	x	x	x	x	x	x	x	x	x	x	x	x	x	x	
46-30	808-82370-10	PLUG CAP ASS'Y	2 2	x	x	x	x	x	x	x	x	x	x	x	x	x	x	
46-31	95301-06600	NUT, hexagon	4 4	x	x	x	x	x	x	x	x	x	x	x	x	x	x	
46-32	92901-06100	WASHER, spring	4 4	x	x	x	x	x	x	x	x	x	x	x	x	x	x	
46-33	1A2-82508-40	MAIN SWITCH ASS'Y ...	1 1	x	x			x	x	x	x	x	x	x	x	x	x	
	1A2-82508-45	MAIN SWITCH ASS'Y ...	1 1			x												
46-34	526-82579-00	. CAP, key	1 1			x												
46-35	98501-05018	SCREW, panhead	2 2	x	x	x	x	x	x	x	x	x	x	x	x	x	x	
46-36	92901-05100	WASHER, spring	2 2	x	x	x	x	x	x	x	x	x	x	x	x	x	x	
46-37	533-82517-00	WASHER, special	2 2	x	x	x	x	x	x	x	x	x	x	x	x	x	x	
46-38	1A0-82590-62	WIRE HARNESS ASS'Y ...	1 1	x	x			x	x									
	1A2-82590-40	WIRE HARNESS ASS'Y	1 1			x	x											
46-39	803-82591-00	BAND	2 2	x	x	x	x	x	x	x	x	x	x	x	x	x	x	
46-40	1E7-83350-40	FLASHER RELAY ASS'Y	1 1			x	x											
	1A0-83350-70	FLASHER RELAY ASS'Y	1 1	x	x			x	x									
46-41	1E7-83395-01	FLASHER CANCELLING UNIT	1 1	x	x			x	x	x	x	x	x	x	x	x	x	
46-42	1A0-83371-20	HORN	1 1	x		x	x	x										
	1A2-83371-50	HORN	1 1	x				x										
46-43	1A0-85370-10	RESISTOR ASS'Y	1 1	x	x	x	x	x	x	x	x	x	x	x	x	x	x	
46-44	97321-08018	BOLT, hexagon	2 2	x	x	x	x	x	x	x	x	x	x	x	x	x	x	
46-45	92901-08100	WASHER, spring	2 2	x	x	x	x	x	x	x	x	x	x	x	x	x	x	
46-46	1A0-82530-00	STOP SWITCH ASS'Y ...	1	x	x	x	x	x	x	x	x	x	x	x	x	x	x	

REPAIR KIT



Fig. 47 REPAIR KIT

Ref. No.	Parts No.	Description	Q'ty		Remarks
			250	400	
47- 1	1A0-11630-00	PISTON ASS'Y (STD)	2s		
	1A0-11630-10	PISTON ASS'Y (1st O.S)	2s		
	1A0-11630-20	PISTON ASS'Y (2nd O.S)	2s		
	1A0-11630-30	PISTON ASS'Y (3rd O.S)	2s		
	1A0-11630-40	PISTON ASS'Y (4th O.S)	2s		
	1A1-11630-00	PISTON ASS'Y (STD)	2s		
	1A1-11630-10	PISTON ASS'Y (1st O.S)	2s		
	1A1-11630-20	PISTON ASS'Y (2nd O.S)	2s		
	1A1-11630-30	PISTON ASS'Y (3rd O.S)	2s		
	1A1-11630-40	PISTON ASS'Y (4th O.S)	2s		
47- 2	1A0-11631-00-96	. PISTON (STD)	} U.R	2	} Ref. No. 4-14
	1A0-11631-00-98	. PISTON (STD)			
	1A0-11635-00	. PISTON (1st O.S)	2		
	1A0-11636-00	. PISTON (2nd O.S)	2		
	1A0-11637-00	. PISTON (3rd O.S)	2		
	1A0-11638-00	. PISTON (4th O.S)	2		
	1A1-11631-00-96	. PISTON (STD)	} U.R	2	
	1A1-11631-00-98	. PISTON (STD)			
	1A1-11635-00	. PISTON (1st O.S)	2		
	1A1-11636-00	. PISTON (2nd O.S)	2		
1A1-11637-00	. PISTON (3rd O.S)	2			
1A1-11638-00	. PISTON (4th O.S)	2			

REPAIR KIT

Ref. No.	Parts No.	Description	Q'ty		Applicable Machine No.	Remarks
			250	400		
47- 3	1A0-11610-00	. PISTON RING SET (STD)	2s		} Ref. No. 4-15	
	1A0-11610-10	. PISTON RING SET (1st O.S)...	2s			
	1A0-11610-20	. PISTON RING SET (2nd O.S) ..	2s			
	1A0-11610-30	. PISTON RING SET (3rd O.S) ..	2s			
	1A0-11610-40	. PISTON RING SET (4th O.S) ..	2s			
	1A1-11610-00	. PISTON RING SET (STD)	2s			
	1A1-11610-10	. PISTON RING SET (1st O.S)...	2s			
	1A1-11610-20	. PISTON RING SET (2nd O.S) ..	2s			
	1A1-11610-30	. PISTON RING SET (3rd O.S) ..	2s			
	1A1-11610-40	. PISTON RING SET (4th O.S) ..	2s			
47- 4	280-11633-00	. PIN, piston	2		4-16	
	278-11633-00	. PIN, piston	2		4-16	
47- 5	93450-17025	. CIRCLIP (137-11634-00)	4	4	4-17	
47- 6	1A0-11650-00	CONNECTING ROD ASS'Y	2s			
	1A1-11650-00	CONNECTING ROD ASS'Y	2s			
47- 7	1A1-11681-00	. PIN, crank	2	2	4-6	
47- 8	360-11651-00	. ROD, connecting	2		4-7	
	1A1-11651-00	. ROD, connecting	2		4-7	
47- 9	93310-42231	. BEARING, con-rod big end ...	2	2	4-8	
47-10	90209-22071	. WASHER (164-11685-00)	4	2	4-9	
47-11	93310-216A3	. BEARING, con-rod small end	2		4-13	
	93310-21679	. BEARING, con-rod small end	2		4-13	
47-12	1A0-00000-20	GASKET KIT	1s			
	1A1-00000-20	GASKET KIT	1s			
47-13	1A0-11181-00	. GASKET, cylinder head	2		1-2	
	1A1-11181-00	. GASKET, cylinder head	2		1-2	
47-14	278-11351-01	. GASKET, cylinder	2	2	1-5	
47-15	137-15353-00	. GASKET, drain plug	1	1	2-14	
47-16	1A0-15455-00	. GASKET, generator cover	1	1	3-7	

Fig. 47 REPAIR KIT

Ref. No.	Parts No.	Description	Q'ty		Applicable Machine No.	Remarks
			250	400		
47-17	1A0-15457-00	. GASKET, cap cover	1	1		Ref. No. 3-11
47-18	1A0-15461-00	. GASKET, crankcase cover right	1	1		3-16
47-19	1A0-15456-00	. GASKET, oil pump cover . . .	1	1		3-20
47-20	93210-27194	. O-RING (2.5-27)	1	1		3-23
47-21	360-11526-00	. SEAL, crank shaft	1	1		4-26
47-22	93211-10232	. O-RING(5.7-109.6)	1	1		5-11
47-23	137-15353-00	. GASKET, drain plug	1	1		7-31
47-24	93210-29147	. O-RING (2.4-29.4)	1	1		7-33
47-25	93210-13016	. O-RING (1.8-13)	1	1		7-33
47-26	93210-07100	. O-RING (2.2-7.2)	1	1		10-13
47-27	314-13621-02	. PACKING, valve seat	2			11-37
	1A1-13621-00	. PACKING, valve seat		2		11-37
47-28	360-14184-01	. GASKET, float chamber	2	2		12-10
47-29	360-13621-00	. GASKET, muffler joint	2			13-6
47-30	1A0-14613-00	. GASKET, exhaust	2	2		13-11
47-31	126-13116-00	. GASKET, pump case	1	1		14-1
47-32	90430-04004	. GASKET (137-13187-00)	1	1		14-20
47-33	1A0-00000-60	OIL SEAL KIT	1s			
	1A1-00000-60	OIL SEAL KIT		1s		
47-34	93103-20076	. OIL SEAL (SW-20-40-10 special)	1	1		4-18
47-35	93103-40077	. OIL SEAL (SW-40-62-10 special)	1	1		4-21
47-36	237-15389-00	. SEAL, push rod	1	1		5-19
47-37	214-16347-01	. SEAL, dust	1	1		5-21
47-38	93102-35054	. OIL SEAL (SD-35-62-6)	1	1		6-34
47-39	93101-12004	. OIL SEAL (S-12-22-5)	1	1		8-18
47-40	93104-11056	. OIL SEAL (S-12-17-2.5)	1			8-20
47-41	93104-20007	. OIL SEAL (SO-20-30-4.5)	1	1		9-9
47-42	93101-10002	. OIL SEAL (S-10-22-7)	1	1		14-5
47-43	93101-10001	. OIL SEAL (S-10-21-5)	1	1		14-17

NUMERICAL INDEX



NUMERICAL INDEX

Ref No.	Parts No.	Ref No.	Parts No.	Ref No.	Parts No.
47-12	1A0-00000-20	11- 2	1A0-14451-01	16- 9	1A0-21316-00
47-33	1A0-00000-60	11-27	1A0-14453-01	16- 2	1A0-21345-00
1- 2	1A0-11181-00	11- 4	1A0-14457-01	20-13	1A0-21445-01-33
1-10	1A0-11162-02	11-11	1A0-14467-01	21-11	1A0-21445-01-33
4-15	1A0-11610-00	13- 8	1A0-14611-00	20-14	1A0-21446-01-33
4-15	1A0-11610-10	13-10	1A0-14612-01	21-12	1A0-21446-01-33
4-15	1A0-11610-20	13-11	1A0-14613-00	22- 1	1A0-21510-02-93
4-15	1A0-11610-30	13- 9	1A0-14621-00	22- 4	1A0-21518-00
4-15	1A0-11610-40	13- 1	1A0-14710-00	41- 7	1A0-21543-01
47- 1	1A0-11630-00	13- 2	1A0-14720-00	46- 8	1A0-21544-00
47- 1	1A0-11630-10	12-23	1A0-14991-00	46- 9	1A0-21545-00
47- 1	1A0-11630-20	2- 1	1A0-15100-01	22- 5	1A0-21610-00-93
47- 1	1A0-11630-30	3- 1	1A0-15411-00	22- 6	1A0-21629-00
47- 1	1A0-11630-40	3- 6	1A0-15415-00	16-19	1A0-21645-01
4-14	1A0-11631-00-96	3-19	1A0-15416-00	17- 1	1A0-21721-00-F3
4-14	1A0-11631-00-98	3-10	1A0-15417-00	17- 1	1A0-21721-00-20
4-14	1A0-11635-00	3-13	1A0-15421-00	17- 1	1A0-21721-00-98
4-14	1A0-11636-00	3- 8	1A0-15435-00	28-20	1A0-21745-00
4-14	1A0-11637-00	3-14	1A0-15435-00	17-10	1A0-21746-01
4-14	1A0-11638-00	3- 7	1A0-15455-00	28- 1	1A0-21751-00-F3
47- 6	1A0-11650-00	3-20	1A0-15456-00	28- 1	1A0-21751-00-20
14-12	1A0-13101-00	3-11	1A0-15457-00	28- 1	1A0-21751-00-63
12-26	1A0-14112-25	3-16	1A0-15461-00	28- 1	1A0-21751-00-75
12-27	1A0-14112-25	3-24	1A0-15491-00	28- 1	1A0-21751-00-98
12-39	1A0-14169-00	3-25	1A0-15497-00	28- 4	1A0-21771-00
12-40	1A0-14171-00	4-22	1A0-16111-00	17- 2	1A0-21783-10
12-43	1A0-14175-00	5- 2	1A0-16150-00	28- 2	1A0-21784-10
12-12	1A0-14181-00	5- 1	1A0-16301-00	18- 1	1A0-22110-00-33
12-11	1A0-14181-14	5- 8	1A0-16351-00	18- 6	1A0-22128-00
12- 8	1A0-14185-00	5- 4	1A0-16371-00	18- 8	1A0-22149-00
12-30	1A0-14243-00	6- 1	1A0-17411-00	18-15	1A0-22311-00-33
12-31	1A0-14253-00	6-18	1A0-17420-00	23-19	1A0-23116-00
11- 1	1A0-14411-00	6-36	1A0-17461-70	23-35	1A0-23121-01-33
11- 3	1A0-14412-00	8-12	1A0-18111-00-93	23-17	1A0-23122-00
11- 8	1A0-14419-01	26- 2	1A0-20000-10	23-14	1A0-23124-01
11- 9	1A0-14431-00	16- 1	1A0-21110-00-33	23- 2	1A0-23126-01
11-20	1A0-14435-01	17-12	1A0-21107-00	23-36	1A0-23131-01-33
11-19	1A0-14437-00	17- 5	1A0-21170-01-33	23- 7	1A0-23136-01
11-10	1A0-14441-00	16- 8	1A0-21315-00	23-37	1A0-23164-00

NUMERICAL INDEX

Ref No.	Parts No.	Ref No.	Parts No.	Ref No.	Parts No.
23-13	1A0-23170-01	19-19	1A0-27461-00	26-10	1A0-83922-00
23-25	1A0-23340-00-33	15- 1	1A0-81600-10	25-11	1A0-83975-00-98
16-22	1A0-23408-00	15- 4	1A0-81610-10	25-11	1A0-83975-20-98
24- 9	1A0-23435-01-98	15- 6	1A0-81611-10	26-27	1A0-83980-30
27-14	1A0-24181-00	15- 7	1A0-81612-10	39- 1	1A0-84330-60-33
27-13	1A0-24186-00	15- 5	1A0-81613-10	40- 1	1A0-84330-60-33
27-15	1A0-24500-00	15-13	1A0-81623-10	43- 8	1A0-84712-60
27-21	1A0-24512-00	15-20	1A0-81625-10	43-22	1A0-84717-00
27-18	1A0-24521-00	15-27	1A0-81627-10	43- 3	1A0-84723-60
27-19	1A0-24523-00	15-30	1A0-81628-10	43- 9	1A0-84726-60
27-22	1A0-24524-00	15-24	1A0-81632-10	46-43	1A0-85370-10
27-20	1A0-24529-00	15- 2	1A0-81650-10	28-16	1A0-85720-01
27-23	1A0-24535-00	15- 3	1A0-81651-10	47-12	1A1-00000-20
27- 4	1A0-24602-00	15- 8	1A0-81661-10	47-33	1A1-00000-60
29-10	1A0-24705-00	46-12	1A0-81910-10	1- 2	1A1-11181-00
29- 4	1A0-24726-00	46-15	1A0-81970-20	4- 1	1A1-11400-01
26- 6	1A0-25824-01	46-15	1A0-81970-60	4- 2	1A1-11412-01
26- 1	1A0-25850-01	46- 6	1A0-82117-00	4- 3	1A1-11422-01
26- 3	1A0-25854-01	46-19	1A0-82151-00	4- 4	1A1-11432-01
26- 4	1A0-25855-00	46-20	1A0-82161-00	4- 5	1A1-11442-01
26-26	1A0-25871-00	46-18	1A0-82170-00	4-15	1A1-11610-00
26-20	1A0-25872-02	46-28	1A0-82310-10	4-15	1A1-11610-10
26-22	1A0-25876-00	46-46	1A0-82530-00	4-15	1A1-11610-20
26-21	1A0-25881-01	46-38	1A0-82590-62	4-15	1A1-11610-30
26- 5	1A0-25893-01	46-40	1A0-83350-70	4-15	1A1-11610-40
25-13	1A0-26243-01	46-42	1A0-83371-20	47- 1	1A1-11630-00
25-14	1A0-26260-00	42- 9	1A0-83507-00	47- 1	1A1-11630-10
25-15	1A0-26335-00	42-10	1A0-83508-00	47- 1	1A1-11630-20
13-24	1A0-27114-00	42- 8	1A0-83513-00	47- 1	1A1-11630-30
20- 1	1A0-27211-00-33	42-15	1A0-83519-00	47- 1	1A1-11630-40
21- 1	1A0-27211-00-33	42-11	1A0-83522-00	4-14	1A1-11631-00-96
20- 2	1A0-27212-00	42-27	1A0-83523-00	4-14	1A1-11631-00-98
20- 6	1A0-27231-00	42- 5	1A0-83540-01	4-14	1A1-11635-00
19- 7	1A0-27311-00-33	42-20	1A0-83541-00	4-14	1A1-11636-00
19-17	1A0-27412-01	42-16	1A0-83568-00	4-14	1A1-11637-00
19-20	1A0-27413-00	42- 1	1A0-83570-41	4-14	1A1-11638-00
19-26	1A0-27414-00	42- 4	1A0-83571-40	47- 6	1A1-11650-00
19-25	1A0-27416-00	42-22	1A0-83572-00	4- 7	1A1-11651-00
19-18	1A0-27451-00	42- 7	1A0-83573-00	4- 6	1A1-11681-00

NUMERICAL INDEX

Ref No.	Parts No.	Ref No.	Parts No.	Ref No.	Parts No.
14-12	1A1-13101-00	36- 5	1A1-25115-00	21-28	1A1-25894-00
14- 8	1A1-13178-00	37-13	1A1-25115-00	21-38	1A1-25895-00
11-31	1A1-13610-00	31- 1	1A1-25168-00	21-25	1A1-25898-50
11-37	1A1-13621-00	35-12	1A1-25317-00	21-24	1A1-25899-50
13- 8	1A1-14611-00	36- 4	1A1-25317-00	21- 2	1A1-27212-00
13- 7	1A1-14615-00	37-12	1A1-25317-00	21- 6	1A1-27222-01
13- 9	1A1-14621-00	36- 1	1A1-25338-00	21- 7	1A1-27231-00
13- 1	1A1-14710-00	35-38	1A1-25363-00	17-17	1A1-28100-10
13-26	1A1-14714-00	36-30	1A1-25363-00	21-45	1A1-82531-00
13- 2	1A1-14720-00	37-38	1A1-25363-00	1- 1	1A2-11111-00
2- 1	1A1-15100-01	35-27	1A1-25367-00	1- 3	1A2-11311-00
2-19	1A1-15316-00	36-19	1A1-25367-00	1- 4	1A2-11321-00
2-21	1A1-15317-00	37-27	1A1-25367-00	12- 1	1A2-14101-00
2-20	1A1-15326-00	35-25	1A1-25377-00	12- 2	1A2-14102-00
2-22	1A1-15336-00	36-17	1A1-25377-00	11- 8	1A2-14419-00
3- 1	1A1-15411-00	37-25	1A1-25377-00	11- 2	1A2-14451-00
9- 5	1A1-15621-00	35-28	1A1-25387-00	16- 1	1A2-21110-20-33
4-22	1A1-16111-00	36-20	1A1-25387-00	16- 1	1A2-21110-30-33
5- 2	1A1-16150-00	37-28	1A1-25387-00	16- 1	1A2-21110-80-33
5- 1	1A1-16301-00	34-24	1A1-25389-00	22- 5	1A2-21610-00-93
6- 8	1A1-17121-00	35-19	1A1-25389-00	23- 1	1A2-23101-31
6- 5	1A1-17131-00	36-11	1A1-25389-00	23-25	1A2-23340-30-33
6-36	1A1-17461-70	37-19	1A1-25389-00	27- 1	1A2-24110-00-05
8-12	1A1-18111-00-93	31-26	1A1-25398-00	27- 1	1A2-24110-00-06
16- 1	1A1-21110-00-33	36-41	1A1-25398-00	27- 1	1A2-24110-00-07
16- 8	1A1-21315-00	35-36	1A1-25412-01	27- 1	1A2-24110-00-08
16- 9	1A1-21315-00	36-28	1A1-25412-01	27- 1	1A2-24110-00-X1
17- 1	1A1-21721-00-F3	36-28	1A1-25412-01	27- 2	1A2-24244-00
17- 1	1A1-21721-00-20	37-36	1A1-25412-01	27- 3	1A2-24245-00
17- 1	1A1-21721-00-63	35-32	1A1-25438-20	29- 1	1A2-24730-00
17- 1	1A1-21721-00-75	36-24	1A1-25438-20	29- 2	1A2-24731-00
17- 1	1A1-21721-00-98	37-32	1A1-25438-20	34-36	1A2-25436-20
17- 1	1A1-21721-00-98	38- 9	1A1-25810-50	26-26	1A2-25871-40
21-32	1A1-21798-00	35-18	1A1-25819-00-33	26-20	1A2-25872-20
18- 1	1A1-22110-00-33	36-10	1A1-25819-00-33	25-14	1A2-26260-20
18- 1	1A1-22110-00-33	37-18	1A1-25819-00-33	25-15	1A2-26335-20
18-11	1A1-22210-21	21-31	1A1-25852-00	19- 1	1A2-27111-00
31- 5	1A1-25115-00	21-40	1A1-25872-51	19- 7	1A2-27311-00-33
35-13	1A1-25115-00	38-24	1A1-25875-00	19-12	1A2-27315-00



NUMERICAL INDEX

Ref No.	Parts No.	Ref No.	Parts No.	Ref No.	Parts No.
19-13	1A2-27315-10	16- 1	1A3-21110-41-33	21-15	120-27431-00
19- 8	1A2-27317-00	16- 1	1A3-21110-41-33	20-18	120-27433-00
46-33	1A2-82508-40	16- 1	1A3-21110-80-33	21-16	120-27433-00
46-33	1A2-82508-45	17- 2	1A3-21783-00	23-33	122-23119-01
46-38	1A2-82590-40	28- 2	1A3-21784-00	23-34	122-23129-00
46-42	1A2-83371-50	23- 1	1A3-23101-00	46- 5	122-82131-00
42- 1	1A2-83570-20	23-15	1A3-23141-00	42- 3	123-83516-21
25- 3	1A2-83972-01-98	35- 2	1A3-25304-00	42- 6	123-83516-21
25- 3	1A2-83972-20-98	37- 2	1A3-25304-00	42-21	123-83516-21
39- 5	1A2-84303-20	35- 1	1A3-25311-00	14- 1	126-13116-00
39- 5	1A2-84303-40	37- 1	1A3-25311-00	12-22	127-14134-00
39- 5	1A2-84303-45	36-24	1A3-25436-20	12- 9	127-14186-00
39- 5	1A2-84303-80	21-22	1A3-25850-50	12-45	132-14179-00
40- 5	1A2-84310-30	35- 5	1A3-25391-90	5-30	132-16346-00
39- 8	1A2-84317-20	37- 5	1A3-25391-90	8-13	132-18113-01
39- 7	1A2-84315-45	35- 6	1A3-25392-90	15-21	132-81225-10
40- 6	1A2-84315-45	37- 6	1A3-25392-90	15-17	133-81131-10
40- 7	1A2-84320-30	35- 3	1A3-25396-90	16-25	134-23483-10
39-11	1A2-84324-20	37- 3	1A3-25396-90	16-23	134-23484-10
40-12	1A2-84324-20	35- 4	1A3-25397-90	16-26	134-23485-10
43- 1	1A2-84710-40	37- 4	1A3-25397-90	16-24	134-23488-10
43- 1	1A2-84710-70	41-26	1A3-84318-00	9-23	136-17417-00-09
43- 2	1A2-84711-40	25- 2	1E6-26241-00	24- 7	136-23415-00
43- 7	1A2-84714-40	46-40	1E7-83350-40	14-18	137-13128-00
43-22	1A2-84717-40	46-41	1E7-83395-01	14-13	137-13137-00-03
43- 5	1A2-84718-40	23- 3	1H3-23128-50	14-13	137-13137-00-05
43- 4	1A2-84721-40	33- 7	1J3-25834-00	14-14	137-13138-01
43- 4	1A2-84721-70	38- 7	1J3-25834-00	14- 4	137-13176-00
43-11	1A2-84751-10-33	1- 2	1N9-11181-00	12- 4	137-14143-22
43-11	1A2-84751-40-33	13- 8	1N9-14611-00	12- 4	137-14143-22
1- 1	1A3-11111-01	13- 9	1N9-14621-00	12- 4	137-14143-23
1-12	1A3-11161-10	30-22	102-18416-00	12- 4	137-14143-24
1- 3	1A3-11311-00	31-16	102-18416-00	12- 4	137-14143-24
1- 4	1A3-11321-00	32-22	102-18416-00	12- 4	137-14143-26
12- 1	1A3-14101-00	46- 2	104-82111-20	12- 5	137-14153-00
12- 2	1A3-14102-00	17-13	116-82131-00	2-14	137-15353-00
21-23	1A3-20000-50	46- 1	118-82110-71	7-31	137-15353-00
16- 1	1A3-21110-20-33	46- 1	118-82110-80	17-11	141-21717-00
16- 1	1A3-21110-30-33	20-17	120-27431-00	34-11	148-25315-00

NUMERICAL INDEX

Ref No.	Parts No.	Ref No.	Parts No.	Ref No.	Parts No.
34-19	148-25353-00	37-29	168-25389-00	23- 5	214-23146-00
34-20	148-25359-00	25-18	168-83936-01	23- 9	214-23146-00
34-23	148-25383-00	16-22	169-23408-10	23- 6	214-23156-00
34-37	148-25412-00	39-12	169-84314-10	23-10	214-23156-00
34-28	150-25381-00	39-13	169-84346-10	27-16	214-24512-00
35-22	150-25381-00	41-13	169-84346-10	29-13	214-24724-00
36-14	150-25381-00	39-13	169-84347-10	34-21	214-25355-00
37-22	150-25381-00	12-44	170-14178-00	25- 6	214-83912-00
41- 3	150-84153-00			25- 8	214-83913-00
12-20	152-14123-00	22-27	170-21746-00	41- 2	214-84153-60
30-11	152-25115-00	35-41	171-25371-00	43-19	214-84553-01
32-11	152-25115-00	36-33	171-25371-00	25-12	235-26242-10
34-31	152-25387-00	37-41	171-25371-00	46- 4	235-82124-00
9- 2	156-15618-01	5-12	174-16356-00	5-19	237-15389-00
18- 2	156-22141-00	29-12	174-24741-00	18- 7	240-22127-00
24- 2	156-23411-00	24- 6	183-23411-00	12-35	246-14126-00
24- 4	156-23412-00	24- 5	183-23412-00	9-11	248-15668-00
30- 5	156-25398-00	46-29	183-82341-00	29- 3	248-24726-00-33
32- 5	156-25398-00	12- 3	193-14142-25	12-41	256-14135-00
34- 5	156-25398-00	39-14	195-84325-00	12-24	256-14956-01
35- 7	156-25398-00	40-13	195-84325-00	5-22	256-16396-01
37- 7	156-25398-00	41-25	195-84325-00	23-21	256-23142-60
12-29	164-14137-00	41-19	198-84334-60	24-18	256-23442-00-98
6-41	164-17417-00-10	14- 2	214-13175-01	45- 2	256-83311-70
24- 1	164-23462-00	12-19	214-14147-00	45-13	256-83311-70
12- 6	168-14190-25	12- 7	214-14195-00	44-22	256-83336-01
6-13	168-17428-01-03	4-24	214-16119-00	45-21	256-83336-01
6-31	168-17428-01-03	5-15	214-16119-00	12-14	266-14126-00
6-13	168-17428-01-05	5-21	214-16347-01	12-13	266-14191-00
6-31	168-17428-01-05	5-26	214-16389-00	14- 2	275-13175-00
13-21	168-21639-00	10-10	214-17811-01	1- 5	278-11351-01
22-13	168-21639-00	10-16	214-17812-00	4- 2	278-11412-00
34-14	168-25330-00	10-12	214-17841-01	4- 3	278-11422-00
34-34	168-25366-00	10-18	214-17843-00	4- 4	278-11432-00
34-40	168-25367-00	10-14	214-17847-00	4- 5	278-11442-00
34-44	168-25371-00	8- 5	214-18178-00	4-10	278-11515-00
34-25	168-25389-00	28-21	214-21779-00	4-16	278-11633-00
35-29	168-25389-00	23-23	214-23114-00	14-29	278-13174-00
36-21	168-25389-00	23-22	214-23118-00	12-49	278-14197-00

NUMERICAL INDEX

Ref No.	Parts No.	Ref No.	Parts No.	Ref No.	Parts No.
2-17	278-15492-01	19- 1	278-27111-00	11-37	314-13621-02
9- 1	278-15611-00-93	19- 2	278-27112-00	39- 8	314-84112-00
9- 5	278-15621-00	29-14	278-27114-00	24-17	315-23441-00-98
9-21	278-15641-01	19- 7	278-27311-01	23-20	321-23115-50
6-40	278-15650-00	19-16	278-27314-00	5-18	328-16357-00
9-22	278-15660-01	7-32	278-82540-01	8- 1	328-18128-00
9-14	278-15666-00	39- 9	278-84312-21	8- 2	328-18151-00
9-16	278-15671-00	39-12	278-84314-21	7-17	328-18179-00
9-15	278-15676-00	39- 6	278-84320-21	7- 5	328-18185-00
5-16	278-16181-01	4-16	280-11633-00	7- 7	328-18352-10
5- 5	278-16367-00	14- 8	280-13178-00	7-20	328-18511-00
4-20	278-17424-00	23-18	291-23163-61	7-21	328-18512-00
6-32	278-17424-00	23-28	306-23167-60	7- 3	328-18561-00
6-30	278-17425-00	23-26	306-23346-60	7-15	328-18562-00
10- 8	278-17812-00	30-23	306-25136-00	22-18	341-21638-00
10- 6	278-17831-00	32-23	306-25136-00	30-29	341-25118-00
10- 2	278-17851-00	31-17	306-25136-00	31-23	341-25118-00
10- 1	278-17861-00	33-10	306-25811-06	32-29	341-25118-00
8-19	278-18101-01	38-10	306-25811-06	35-16	341-25118-00
8-10	278-18127-00	33-17	306-25821-01	36- 8	341-25118-00
8-15	278-18131-00	38-17	306-25821-01	37-16	341-25118-00
7-24	278-18531-00	33-18	306-25822-01	30-15	341-25137-00
7-25	278-18535-00	38-18	306-25822-01	31- 9	341-25137-00
7-13	278-18542-00	33-14	306-25824-00	32-15	341-25137-00
7-28	278-18547-02	38-14	306-25824-00	30-14	341-25149-00
7-11	278-18566-00	33-15	306-25825-01	31- 8	341-25149-00
28- 3	278-21792-00	38-15	306-25825-01	32-14	341-25149-00
18-16	278-22332-00	33-19	306-25826-01	30-20	341-25191-01
23- 4	278-23145-51	38-19	306-25826-01	31-14	341-25191-01
23- 8	278-23145-51	33-13	306-25829-00	32-20	341-25191-01
23-31	278-23181-50	38-13	306-25829-00	30-13	341-25846-00
27- 9	278-24181-00	26-23	306-25881-00	31- 7	341-25846-00
34- 2	278-25304-00	44- 7	306-83311-40	32-13	341-25846-00
34- 1	278-25311-00	44-18	306-83311-40	26-19	341-25862-20
34-18	278-25351-00	41-10	306-84314-40	26- 7	341-25867-00
34-35	278-25364-00	39- 9	306-84346-40	25-21	341-26290-20
34- 3	278-25396-90	41-14	306-84346-40	25-21	341-26290-51
34- 4	278-25397-90	40-10	306-84347-30	25-22	341-26290-61
25- 1	278-26111-01	39-10	408-84135-21	29-15	341-28185-00

NUMERICAL INDEX

Ref No.	Parts No.	Ref No.	Parts No.	Ref No.	Parts No.
29-17	341-28188-00	32-21	351-25138-00	28- 8	360-21753-00
25- 5	341-82911-00	30-24	351-25181-00	34-16	360-25320-10
44- 4	341-83312-70	31-18	351-25181-00	34-36	360-25440-20
45- 4	341-83312-70	32-24	351-25181-00	21-29	360-25854-00
45-15	341-83312-70	30- 3	351-25196-90	21-30	360-25855-01
44- 3	341-83313-70	32- 3	351-25196-90	26-19	360-25862-00
44-15	341-83313-70	30- 4	351-25197-90	26- 7	360-25867-01
45- 3	341-83313-70	32- 4	351-25197-90	17-17	360-28100-11
45-14	341-83313-70	33- 1	351-25831-01	25- 4	360-82910-00
44- 5	341-83333-70	38- 1	351-25831-01	45- 1	360-83310-71-93
44-17	341-83333-70	33- 2	351-25832-00	44- 8	360-83316-00
45- 5	341-83333-70	38- 2	351-25832-00	45- 7	360-83316-00
45-16	341-83333-70	42-30	351-83550-00	44-19	360-83326-00
44- 6	341-83367-00	14-22	353-13552-01	45-18	360-83326-00
26-11	341-83925-00	12-21	354-14147-00	45-12	360-83330-71-93
21-43	341-83980-30	40-11	357-84112-00	45- 6	360-83367-00
41- 5	341-84315-40	40- 9	359-84312-00	45-17	360-83367-00
41- 7	341-84320-40	4- 1	360-11400-00	42-31	360-83560-00
41- 8	341-84322-40	4-26	360-11526-00	23-24	366-23111-60
41-15	341-84331-60	4- 7	360-11651-00	25-19	366-82591-00
41-18	341-84332-60	12-38	360-14124-20	44- 1	366-83310-41-93
41-16	341-84333-60	12-34	360-14131-00	44-16	366-83312-40
41-11	341-84393-40	12-25	360-14141-38	45-15	366-83312-40
41- 9	341-84394-60	12-25	360-14141-42	44- 2	366-83320-41-93
41- 6	341-84395-40	12-10	360-14184-01	29- 7	371-24728-00
11-30	345-13565-71	13- 7	360-14713-00	15-12	371-81622-10
11-31	345-13610-70	13- 6	360-14714-00	44- 9	371-82519-00
11-32	345-13613-70	3-22	360-15363-00	45- 8	371-82519-00
11-33	345-13613-70	5- 3	360-16154-00	41-12	371-84312-60
11-34	345-13616-70	5-17	360-16154-00	41- 1	371-84330-60-33
30- 2	351-25104-00	5- 6	360-16321-00	11-32	401-13613-00
32- 2	351-25104-00	5-20	360-16340-00	33-11	409-25827-50
30- 1	351-25111-00	6-27	360-17211-00	38-11	409-25827-50
32- 1	351-25111-00	6-19	360-17221-00	33-12	409-25828-50
30-17	351-25135-00	6-23	360-17231-00	38-12	409-25828-50
31-11	351-25135-00	6-16	360-17471-00	22-20	413-21621-90
32-17	351-25135-00	7- 9	360-18141-01	22-21	413-21622-90
30-21	351-25138-00	7- 1	360-18541-00	22-19	413-21641-00
31-15	351-25138-00	28- 6	360-21752-00	25- 1	413-26111-20



NUMERICAL INDEX

Ref No.	Parts No.	Ref No.	Parts No.	Ref No.	Parts No.
34- 2	413-25304-00	12-28	522-14116-03	36-34	90109-08184
34- 3	413-25396-90	12-20	525-14123-00	37-42	90109-08184
34- 4	413-25397-90	46-34	526-82579-00	33- 8	90109-08367
39- 6	413-84120-85	33- 9	533-25810-11	33- 8	90109-08367
39- 6	413-84320-40	26-22	533-25876-00	38- 8	90109-08367
39- 6	413-84320-45	46-37	533-82517-00	38- 8	90109-08367
39-13	413-84347-85	44-13	533-83330-40-93	34-49	90109-08375
41- 4	421-84310-40	44-14	533-83340-40-93	35-46	90109-08375
12-48	432-14197-00	23-16	584-23144-50	36-38	90109-08375
23-12	434-23171-00	16-23	584-23484-00	37-46	90109-08375
16-28	437-83936-10	42-12	584-83523-00	19- 8	90109-08415
43-10	437-84725-60	42-23	584-83546-00	33-20	90109-10041
22-28	449-85131-00	42-17	584-83569-00	38-20	90109-10041
39- 9	457-84146-85	42- 2	584-83578-70	35-35	90109-12429
12-17	493-14122-00	12-36	802-14158-00	36-27	90109-12429
12-18	493-14133-00	12-37	802-14161-00	37-35	90109-12429
2-15	498-15371-00	12-47	802-14173-00	5-24	90113-08021
5- 7	498-16325-00	46-39	803-82591-00	2- 6	90116-08064
27-17	498-24522-00	46-30	808-82370-10	1- 6	90116-08065
39- 2	498-84145-60	40- 8	817-84314-00	13-12	90116-08166
40- 2	498-84145-60	33-16	856-20000-50	1- 6	90116-08232
39- 3	498-84163-60	38-16	856-20000-50	2- 5	90116-08232
40- 3	498-84163-60	20-22	90101-06288	33- 8	90116-08242
39- 4	498-84164-60	21-20	90101-06288	38- 8	90116-08242
40- 4	498-84164-60	34-27	90101-08034	11- 5	90122-06002
12-46	500-14174-00	35-20	90101-08034	25-16	90123-08046
23-32	509-23158-10	36-12	90101-08034	15-31	90143-07022
1- 9	521-11161-01	37-20	90101-08034	26-13	90146-06008
1- 9	521-11161-01	22- 2	90101-08253	27-24	90149-06011
13- 3	521-14753-00	13-17	90101-10257	8- 6	90149-06017
6- 2	521-17141-00	16-13	90101-10297	7-30	90149-14031
6-10	521-17151-00	16- 3	90105-08033	5- 9	90159-06010
6- 7	521-17161-00	34-38	90105-10007	26-14	90170-06010
6-24	521-17241-00	43-20	90109-06017	35-21	90170-08154
6-22	521-17261-00	33- 3	90109-06018	37-21	90170-08154
30-32	521-25127-00	38- 3	90109-06018	34-51	90170-08157
31-27	521-25127-00	19- 8	90109-08034	35-47	90170-08157
45-12	521-83330-50-93	34-45	90109-08184	36-39	90170-08157
12-28	522-14116-01	35-42	90109-08184	37-47	90170-08157

NUMERICAL INDEX

Ref No.	Parts No.	Ref No.	Parts No.	Ref No.	Parts No.
19- 9	90170-08158	46-25	90201-06053	27-25	90202-06010
33- 6	90170-08158	42-28	90201-06063	16-24	90206-04003
34-26	90170-08158	22-17	90201-06069	6-39	90206-15055
34-47	90170-08158	17- 7	90201-06380	9-12	90206-20058
35-43	90170-08158	28-13	90201-06380	9-20	90206-25059
36-13	90170-08158	21- 9	90201-08083	18-18	90209-06034
36-35	90170-08158	22- 3	90201-08097	41-29	90209-06095
37-43	90170-08158	19-15	90201-08569	43-14	90209-06095
38- 6	90170-08158	44-21	90201-08612	43-14	90209-06095
18- 9	90170-14174	45-20	90201-08612	27-12	90209-06139
4-25	90170-16082	21-42	90201-10118	30-30	90209-14136
5-14	90170-18089	26-18	90201-10118	31-24	90209-14136
34-42	90170-22097	21-44	90201-10128	24-10	90209-17057
35-30	90170-22097	10- 4	90201-10135	6- 6	90209-21105
36-22	90170-22097	14- 7	90201-10135	6-20	90209-21105
37-30	90170-22097	13-20	90201-10140	4- 9	90209-22071
30-31	90171-14006	18-13	90201-10140	33- 5	90215-06106
31-25	90171-14006	24-21	90201-10146	38- 4	90215-06106
32-31	90171-14006	24-19	90201-12195	8-11	90215-08015
34-43	90171-16007	1- 7	90201-12362	6-37	90215-21121
35-31	90171-16007	8-17	90201-12575	5-27	90240-06005
36-23	90171-16007	18-12	90201-14218	20- 7	90240-06006
37-31	90171-16007	9- 7	90201-15234	21- 8	90240-08013
18-14	90176-10013	13-22	90201-15239	19-23	90243-08006
33-23	90176-10013	6- 9	90201-20266	27- 7	90249-03123
38-23	90176-10013	6-25	90201-20276	20-11	90249-12008
24-11	90176-16016	20-20	90201-20279	7-22	90250-08017
20-12	90179-06176	21-18	90201-20279	16-25	90269-04003
1- 8	90179-08026	30-16	90201-25286	4-19	90280-04005
25-17	90179-08148	31-10	90201-25286	4-23	90282-07006
5-25	90179-08179	6- 3	90201-25490	16-27	90338-04010
13-23	90179-10123	9-19	90201-25490	22-25	90338-07043
22-14	90179-10220	30-18	90201-25490	25-20	90338-09012
6-38	90179-18020	31-12	90201-25490	26-16	90338-09012
24- 8	90179-25033	32-18	90201-25490	7-27	90338-22009
23-29	90185-08054	35-33	90201-66585	2-13	90340-14034
19-24	90201-06042	36-25	90201-66585	10-19	90380-14014
21-33	90201-06050	37-33	90201-66585	10-15	90383-10005
11-22	90201-06053	11- 7	90202-05101	28-24	90385-10026

NUMERICAL INDEX

Ref No.	Parts No.	Ref No.	Parts No.	Ref No.	Parts No.
24-20	90385-12027	28- 9	90460-26007	7-29	90501-10062
18- 4	90386-22018	28- 7	90460-30009	20-10	90501-10245
18-17	90387-07389	11-29	90460-43053	26-15	90501-10312
46-26	90387-07389	11-28	90460-49058	21-46	90501-10406
11-23	90387-07390	2-24	90462-05004	9- 3	90501-12081
17- 8	90387-07390	2-25	90462-06025	5-10	90501-23138
28-14	90387-07390	2-26	90465-06093	9-24	90502-07025
41-28	90387-07390	2-27	90465-06094	16-26	90502-09024
43-15	90387-07390	11-26	90467-08003	5-29	90506-10069
43-15	90387-07390	27-28	90467-08003	20- 5	90506-20042
19-14	90387-10255	28-19	90467-08003	19- 4	90506-35058
16-10	90387-10516	22-26	90467-08020	34-15	90507-20002
16-11	90387-12101	27-30	90467-09006	19-11	90507-25023
18- 3	90387-16128	14-27	90468-02033	19-11	90507-25023
18- 5	90387-16226	14-28	90468-02033	19- 4	90507-32027
30-27	90387-17433	17-16	90468-10050	19- 5	90507-32028
31-21	90387-17433	29- 6	90468-10050	8- 3	90508-08007
32-27	90387-17433	24-24	90468-12006	19-21	90508-20154
35-17	90387-17433	9-17	90468-26045	19-22	90508-20155
36- 9	90387-17433	17- 4	90480-01141	9-10	90508-30051
37-17	90387-17433	2-28	90480-01148	8- 9	90508-32055
34-41	90387-23441	29-16	90480-06007	19-11	90508-32177
6-35	90387-25192	34-17	90480-10068	21- 5	90208-35302
21-41	90401-10034	43-23	90480-12013	30-10	90560-17125
26-17	90401-10034	17- 3	90480-12053	31- 4	90560-17125
14-20	90430-04004	43-24	90480-12067	32-10	90560-17125
28- 5	90430-27124	46-27	90480-13018	34-10	90560-17140
14-26	90445-05301	11-24	90480-14102	11-38	91316-06025
14-25	90445-05302	17- 9	90480-14102	5-28	91401-10010
46- 3	90445-08047	28-15	90480-14102	14-19	91401-12018
12-50	90445-09056	41-27	90480-14102	20-21	91401-16012
11-25	90445-09078	43-16	90480-14102	21-10	91401-16012
27-27	90445-09082	43-16	90480-14102	21-19	91401-16012
27-26	90445-09094	13-25	90480-14153	34-48	91401-20015
28-17	90445-09122	44-20	90480-18128	35-45	91401-20015
27-29	90445-10308	45-19	90480-18128	36-37	91401-20015
19- 6	90445-19307	14-23	90501-02018	37-45	91401-20015
2-16	90446-07008	7-12	90501-06022	19-10	91401-20018
21-39	90460-16068	28-18	90501-08410	20- 9	91401-25012

NUMERICAL INDEX

Ref No.	Parts No.	Ref No.	Parts No.	Ref No.	Parts No.
7-23	91401-25020	11-36	92901-03100	26-25	92901-06100
19- 3	91401-30025	12-33	92901-03100	27-11	92901-06100
30-25	91401-30030	12-16	92901-04100	29- 9	92901-06100
31-19	91401-30030	15-10	92901-04100	38-26	92901-06100
32-25	91401-30030	15-15	92901-04100	41-31	92901-06100
34-29	91401-30030	15-19	92901-04100	41-33	92901-06100
35-23	91401-30030	15-23	92901-04100	42-25	92901-06100
36-15	91401-30030	15-29	92901-04100	43-18	92901-06100
37-23	91401-30030	41-21	92901-04100	43-18	92901-06100
29- 5	91501-05055	15-11	92901-04200	46-11	92901-06100
20-19	91501-06035	15-16	92901-04200	46-14	92901-06100
21-17	91501-06035	15-26	92901-04200	46-17	92901-06100
17-14	91701-05120	41-17	92901-04200	46-32	92901-06100
2- 2	91830-22016	11-13	92901-05100	2-12	92901-06200
3- 3	91830-22016	14-15	92901-05100	11- 6	92901-06200
3-15	91830-22016	22-29	92901-05100	20- 8	92901-06200
13- 4	92501-06010	27- 6	92901-05100	21-37	92901-06200
46-10	92501-06010	41-23	92901-05100	42-24	92901-06200
41-32	92501-06012	42-19	92901-05100	11-18	92901-06600
21-35	92501-06015	46-22	92901-05100	22- 9	92901-06600
38-25	92501-06015	46-36	92901-05100	28-11	92901-06600
11-16	92501-06018	11-14	92901-05200	28-23	92901-06600
18-20	92501-06018	42-13	92901-05200	38-27	92901-06600
21-34	92501-06018	17-15	92901-05600	41-34	92901-06600
46-24	92501-06018	46-23	92901-05600	13-14	92901-08100
17- 6	92501-06020	8- 8	92901-06100	13-16	92901-08100
18-19	92501-06020	11-17	92901-06100	15-32	92901-08100
46-16	92501-06020	13- 5	92901-06100	16- 6	92901-08100
46-13	92501-06030	15-34	92901-06100	16-18	92901-08100
15-33	92501-06070	18-21	92901-06100	16-21	92901-08100
3- 5	92506-06020	20- 4	92901-06100	20-16	92901-08100
3-18	92506-06030	21- 4	92901-06100	21-14	92901-08100
3- 4	92506-06035	21-36	92901-06100	21-27	92901-08100
3-17	92506-06040	22- 8	92901-06100	24-16	92901-08100
3-21	92506-06045	22-16	92901-06100	34-50	92901-08100
3- 9	92506-06070	22-24	92901-06100	35-48	92901-08100
6-17	92701-06015	23-39	92901-06100	36-40	92901-08100
7-16	92701-06015	25-10	92901-06100	37-48	92901-08100
29-11	92706-06012	26- 9	92901-06100	44-11	92901-08100

NUMERICAL INDEX

Ref No.	Parts No.	Ref No.	Parts No.	Ref No.	Parts No.
44-23	92901-08100	37-15	93102-28022	4-12	93306-30508
45-10	92901-08100	35-26	93102-28023	4-13	93310-216A3
45-22	92901-08100	36-18	93102-28023	4-13	93310-21679
46-45	92901-08100	37-26	93102-28023	6-26	93310-22057
2- 8	92901-08200	34-13	93102-32037	4- 8	93310-42231
16- 7	92901-08200	6-34	93102-35054	6-12	93311-22005
43-21	92901-08200	4-18	93103-20076	6-29	93311-42006
44-10	92901-08200	4-21	93103-40077	7- 8	93315-23612
45- 9	92901-08200	8-20	93104-11056	6-42	93410-15005
14- 9	92901-08400	9- 9	93104-20007	6-11	93410-20009
23-30	92901-08600	34-39	93104-25008	6-28	93410-20009
34-46	92901-08600	30-19	93105-45017	9-13	93410-20009
35-44	92901-08600	31-13	93105-45017	7-10	93410-30012
36-36	92901-08600	32-19	93105-45017	35-34	93410-65040
37-44	92901-08600	10-13	93210-07100	36-26	93410-65040
13-18	92901-10100	2-23	93210-11073	37-34	93410-65040
16-15	92901-10100	10-11	93210-13016	34-32	93420-52014
19-28	92901-10100	3-23	93210-27194	27- 8	93430-02001
22-11	92901-10100	7-33	93210-29147	8- 4	93430-07012
24-22	92901-10100	34-30	93210-55051	10- 5	93430-08006
33-21	92901-10100	5-11	93211-10232	14- 6	93430-08006
38-21	92901-10100	12-42	93220-09001	7-26	93430-10016
13-19	92901-10200	6-14	93305-20502	8-16	93430-10016
22-12	92901-10600	34-33	93306-20503	9- 8	93430-10016
33-22	92901-10600	4-11	93306-20604	10- 7	93430-10016
38-22	92901-10600	31-20	93306-30303	6- 4	93440-25019
23-27	92901-12100	34-12	93306-30303	6-21	93440-25019
30-30	92901-14200	35-14	93306-30303	9-18	93440-25019
31-24	92901-14200	36- 6	93306-30303	6-15	93440-52009
32-30	92901-14200	37-14	93306-30303	4-17	93450-17025
24-13	92903-08100	30-12	93306-30306	23-11	93450-30033
14-17	93101-10001	32-12	93306-30306	24- 3	93501-04011
14- 5	93101-10002	30-26	93306-30307	5-13	93505-16006
8-18	93101-12004	32-26	93306-30307	14-24	93505-32002
30-28	93102-28022	31- 6	93306-30309	9- 4	93507-32009
31-22	93102-28022	35-24	93306-30404	2- 4	93603-14026
32-28	93102-28022	37-24	93306-30404	10- 3	93603-22028
35-15	93102-28022	36-16	93306-30417	14- 3	93603-22028
36- 7	93102-28022	6-33	93306-30504	7-19	93604-08071

NUMERICAL INDEX

Ref No.	Parts No.	Ref No.	Parts No.	Ref No.	Parts No.
7- 6	93604-14012	1-11	94701-00044	16-16	95821-08070
7- 2	93604-22050	1-11	94701-00045	16-12	95821-10070
3- 2	93700-06004	11-15	95301-05600	16-12	95821-10080
18-10	93700-06004	14-16	95301-05600	10-17	97301-06010
30- 6	94130-18225	22-30	95301-05600	23-38	97301-06012
32- 6	94132-18197	41-24	95301-05600	27-10	97301-06012
31- 2	94132-18223	8- 7	95301-06600	29- 8	97301-06012
34- 6	94132-18223	22-15	95301-06600	22- 7	97301-06015
34- 6	94135-18224	22-23	95301-06600	22-22	97301-06015
35- 8	94135-18224	33- 4	95301-06600	11-21	97301-06020
36- 2	94135-18224	38- 5	95301-06600	25- 7	97301-06020
37- 8	94135-18224	42-29	95301-06600	43-13	97301-06020
30- 7	94230-18012	43-17	95301-06600	26- 8	97301-06025
31- 3	94232-18020	43-17	95301-06600	26-24	97301-06025
32- 7	94232-18020	46-31	95301-06600	28-10	97301-06025
34- 7	94232-18020	20-23	95301-06700	28-12	97301-06025
34- 7	94235-18022	21-21	95301-06700	41-30	97301-06025
35- 9	94235-18022	25- 9	95301-06700	43-12	97301-06025
36- 3	94235-18022	26-12	95301-06700	28-22	97301-06050
37- 9	94235-18022	2- 7	95301-08600	13-15	97301-08015
30- 8	94327-18008	44-12	95301-08600	21-26	97301-08015
32- 8	94327-18008	44-24	95301-08600	16-20	97301-08020
34- 8	94327-18008	45-11	95301-08600	22-10	97301-10035
35-10	94327-18008	45-23	95301-08600	34-22	97303-06025
37-10	94327-18008	14-10	95301-08700	8-14	97311-06020
30- 9	94416-18068	19- 9	95301-08900	20- 3	97321-06025
34- 9	94418-18026	24-23	95301-10700	21- 3	97321-06025
30- 9	94418-18084	42-14	95303-05800	2-11	97321-06045
32- 9	94418-18084	42-26	95303-06800	2- 3	97321-06055
37-11	94418-18181	13-13	95303-08600	2-10	97321-06055
34- 9	94421-18085	24-14	95303-08800	2- 9	97321-06090
35-11	94421-18085	35-37	95311-12700	46-44	97321-08018
34-52	94535-25096	36-29	95311-12700	20-15	97321-08020
35-39	94535-25096	37-37	95311-12700	21-13	97321-08020
36-31	94585-30096	16- 5	95701-08100	9- 6	97321-08030
37-39	94585-30096	16-17	95701-08100	24-15	97323-08030
34-53	94635-25001	16-14	95701-10100	24-12	97323-08055
35-40	94635-25001	19-27	95701-10100	12-32	98501-03010
36-32	94685-30011	16- 4	95821-08055	15-18	98501-04008
37-40	94685-30011				

NUMERICAL INDEX

Ref No.	Parts No.	Ref No.	Parts No.	Ref No.	Parts No.
15-28	98501-04008				
41-20	98501-04008				
15-14	98501-04010				
15-22	98501-04010				
15-25	98501-04010				
43- 6	98501-04055				
27- 5	98501-05008				
2-18	98501-05010				
7-18	98501-05010				
41-22	98501-05010				
42-18	98501-05010				
5-23	98501-05012				
14-11	98501-05015				
46-21	98501-05015				
46-35	98501-05018				
11-12	98501-05025				
12-15	98503-04015				
15- 9	98503-04015				
3-26	98506-05012				
3-12	98506-05020				
11-35	98512-03008				
7-14	98701-05012				
7-34	98701-05012				
10- 9	98701-05012				
7- 4	98701-05020				
14-21	98901-04008				



YAMAHA MOTOR CO., LTD.

PRINTED IN JAPAN
First edition Dec., 1975
(1A2-2B198-E5)