



YAMAHA

PARTS LIST

MODEL DS6

MODEL DS6C

ISO

SOME OF THE PARTS IN THIS BOOK HAVE ISO-THREADING. PLEASE MAKE SURE TO CONSULT THIS BOOK WHEN ORDERING PARTS FOR THE MOTORCYCLE DESCRIBED HEREIN.

YAMAHA MOTOR CO., LTD.

First edition, Jan., '69

YAMAHA DS6/DS6C
PARTS LIST

YAMAHA MOTOR CO., LTD.
HAMAKITA JAPAN

YAMAHA DS6/DS6C



SPECIFICATION

	MODEL DS6	MODEL DS6C
OVERALL LENGTH	1,960mm	1,990mm
OVERALL WIDTH	835mm	835mm
OVERALL HEIGHT	1,065mm	1,065mm
WHEEL BASE	1,290mm	1,290mm
ROAD CLEARANCE	160mm	150mm
NET WEIGHT	138kg	140kg
BORE & STROKE	56 x 50 x 2	56 x 50 x 2
COMPRESSION RATIO	7.3 : 1	7.3 : 1
CYLINDER CAPACITY	246cc	246cc
MAXIMUM POWER	30ps/7,500rpm	30ps/7,500rpm
MAXIMUM TORQUE	2.92kg-m/7,000rpm	2.92kg-m/7,000rpm
SPEED RANGE	160km/h	150km/h
CLIMBING ABILITY	24°	25°
STARTING SYSTEM	Kick	Kick
FUEL TANK CAPACITY	11ℓ	11ℓ
OIL TANK CAPACITY	1.5ℓ	1.5ℓ
FRONT TIRE	3.00-18-4PR	3.00-18-4PR
REAR TIRE	3.25-18-4PR	3.50-18-4PR

Instructions on Parts List

YAMAHA DS6/DS6C

1. DIMENSIONS: All dimensions are given in millimeters with the exception of steel balls which are given in inches.

2. KEY TO SYMBOLS

R.H	Right hand side (Viewed from the rider's seat facing forward)
L.H	Left hand side (Viewed from the rider's seat facing forward)
S.R	Suggested retail price
U.R	Use size (thickness) and/or numbers as required
☆	Government inspected parts
△	Not supplied as a single part
S	Indicates "S" shaped circlip
E	Indicates "E" shaped circlip
R	Indicates "R" shaped circlip
T	Number of teeth in a gear
V	Voltage for light bulbs
W	Wattage for light bulbs
L	Length
S	"S" type oil seal
SD	"SD" type oil seal
SO	"SO" type oil seal
SW	"SW" type oil seal

3. COMPONENT PARTS: Component parts of an assembly are preceded by a dot (.) as follows:

KICK CRANK ASS'Y	
. WASHER, spring)
. LEVER, kick) Component parts
. PIN)

Component parts which are mounted on either side of the m/c. are listed in the following sequence:

3a).— Parts to be mounted on "LEFT SIDE" are listed first.—

3b).— Parts to be mounted on "RIGHT SIDE" are listed second.—

3c).— Parts which can be mounted on "EITHER SIDE" are listed next to the above parts.—

You are requested to be very careful, when ordering, not to make a mistake in stating the part numbers, since only a single wrong figure will entirely change the contents and will cause you to receive quite a different part.

We believe that this introduction will prove a great help to you, but if you have any ambiguous point, please do not hesitate to contact us.

CONTENTS

ENGINE

Fig. 1	Crankcase	1
Fig. 2	Crankcase Cover	3
Fig. 3	Crankshaft & Piston	5
Fig. 4	Clutch	9
Fig. 5	Transmission	11
Fig. 6	Shifter A	15
Fig. 7	Shifter B	19
Fig. 8	Kick	21
Fig. 9	Gear Unit	23
Fig. 10	Air Cleaner	25
Fig. 11	Carburetor	27
Fig. 12	Muffler	31
Fig. 13	Oil Pump	33
Fig. 14	D.C Generator	35

CHASSIS

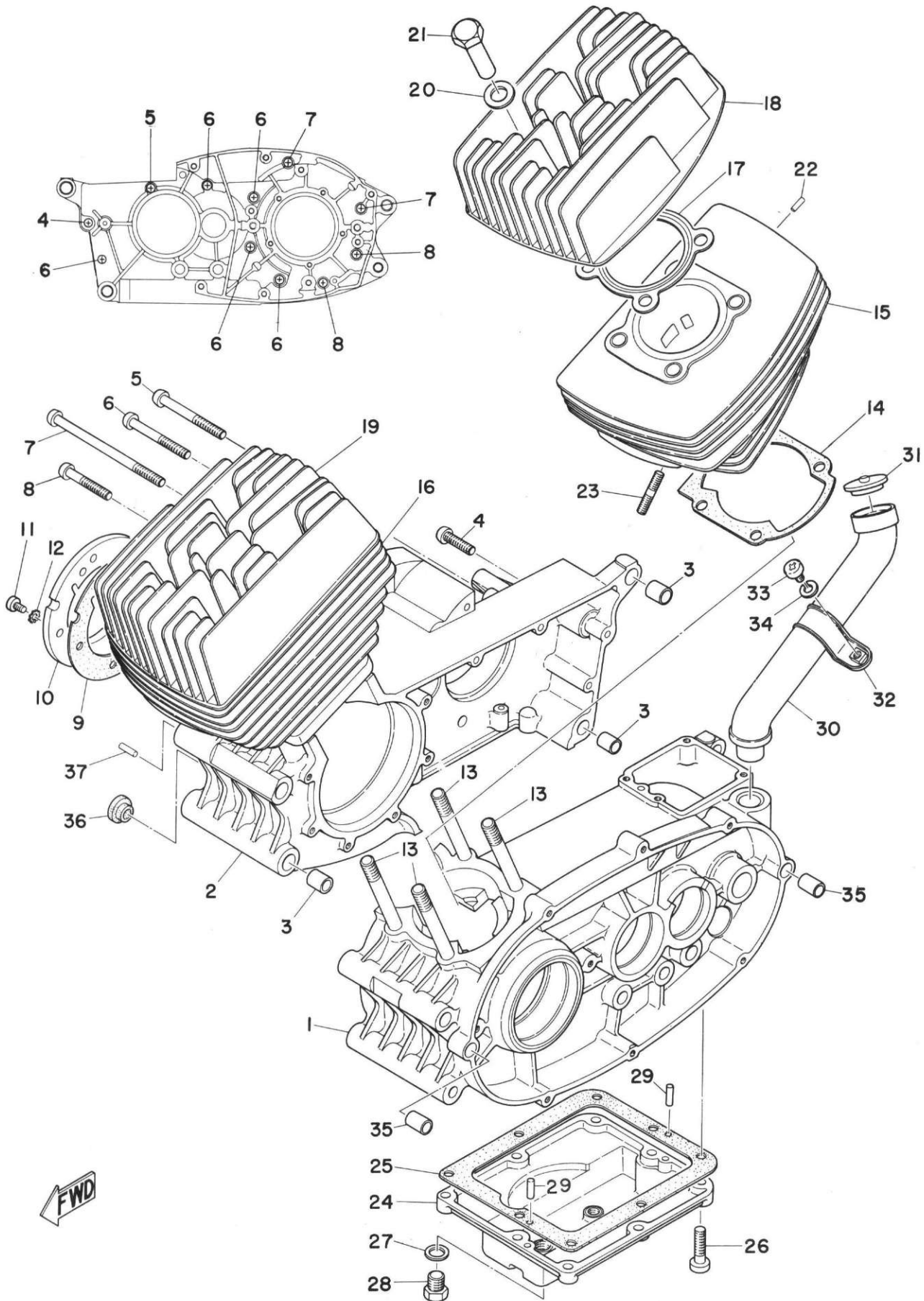
Fig. 15	Frame, Rear Cushion & Rear Fender	39
Fig. 16	Rear Arm & Chain Case	43
Fig. 17	Stand, Foot Rest & Rear Brake Pedal	45
Fig. 18	Front Fork & Front Fender	49
Fig. 19	Handle & Wire	55
Fig. 20	Fuel Tank	59
Fig. 21	Oil Tank	61
Fig. 22	Seat & Carrier	63
Fig. 23	Front Wheel	65
Fig. 24	Rear Wheel	70
Fig. 25	Head Lamp	73
Fig. 26	Speedometer & Tachometer	75
Fig. 27	Tail Lamp	77
Fig. 28	Electrical	79
Fig. 29	Flasher Lamp	81

NUMERICAL INDEX

ENGINE



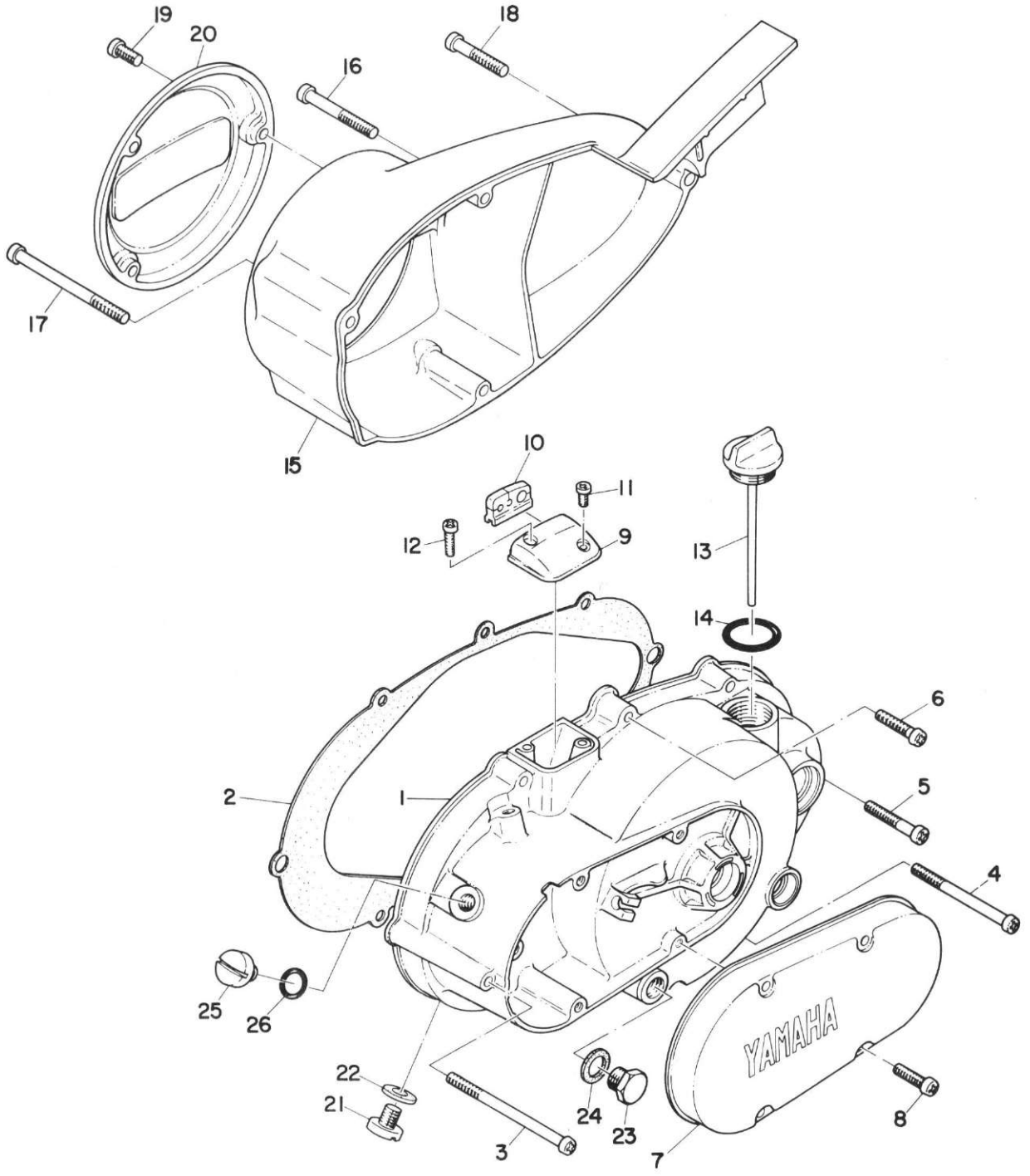
Fig. 1 CRANKCASE



CRANKCASE

Ref No.	Parts No.	Parts Name	Description	Q'ty		S·R	Remarks
				DS6	DS6C		
1- 1	246-15110-00	CRANKCASE ASS'Y (L.H)	(ISO)	1	1		
1- 2	246-15121-00	CASE, crank (R.H)		1	1		
1- 3	91810-08025	PIN, dowel	9.8-12-25	2	2		
1- 4	92501-06025	SCREW, pan head		1	1		
1- 5	92501-06060	SCREW, pan head		1	1		
1- 6	92501-06055	SCREW, pan head		5	5		
1- 7	92501-06105	SCREW, pan head		2	2		
1- 8	92501-06040	SCREW, pan head		2	2		
1- 9	156-15369-00	GASKET, oil seal housing		1	1		
1-10	156-15359-00	HOUSING, oil seal		1	1		
1-11	98501-05012	SCREW, pan head	(ISO)	5	5		
1-12	92901-05400	WASHER, tooth		5	5		
1-13	248-11361-00	BOLT, cylinder holding		8	8		
1-14	246-11351-00	GASKET, cylinder		2	2		
1-15	246-11311-00	CYLINDER (L.H)		1	1		
1-16	246-11321-00	CYLINDER (R.H)		1	1		
1-17	246-11181-00	GASKET, cylinder head		2	2		
1-18	246-11111-00	HEAD, cylinder (L.H)		1	1		
1-19	246-11121-00	HEAD, cylinder (R.H)		1	1		
1-20	248-11175-00	WASHER, plain		8	8		
1-21	248-11171-00	NUT, cylinder holding		8	8		
1-22	93602-10061	PIN, dowel	2-9.8	2	2		
1-23	246-14651-00	STUD		4	4		
1-24	204-15419-00	COVER, shifter		1	1		
1-25	204-15459-00	GASKET, shifter cover		1	1		
1-26	92501-06020	SCREW, pan head		8	8		
1-27	137-15353-00	GASKET, drain plug	14.5-21-2.0	1	1		
1-28	102-15351-00	PLUG, drain		1	1		
1-29	93604-14012	PIN, dowel	4-13.8	2	2		
1-30	204-15363-00	GUIDE, inlet		1			
1-31	170-15363-00	PLUG, oil		1			
1-32	247-15376-00	HOLDER, guide		1			
1-33	92501-06008	SCREW, pan head		1			
1-34	92901-06100	WASHER, spring		1			
1-35	91810-03018	PIN, dowel	8.5-10-18	2	2		
1-36	150-15357-00	GROMMET, crank case (R.H)		2	2		
1-37	93604-14012	PIN, dowel	4-13.8	1	1		

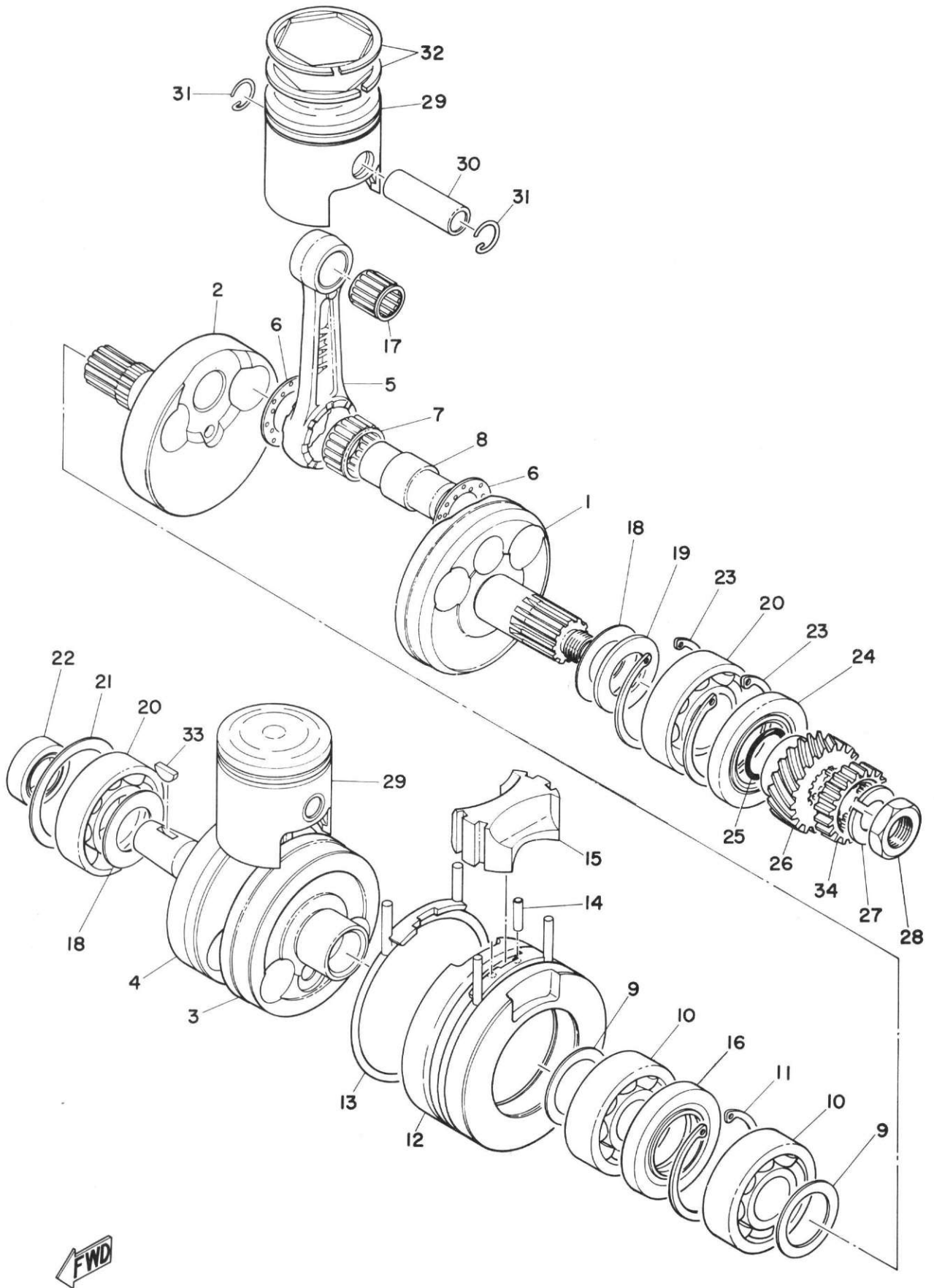
Fig. 2 CRANKCASE COVER.



CRANKCASE COVER

Ref No.	Parts No.	Parts Name	Description	Q'ty		S·R	Remarks
				DS6	DS6C		
2- 1	246-15411-00	COVER, crankcase (L.H)	(ISO)	1			
	247-15411-00	COVER, crankcase (L.H)	(ISO)		1		
2- 2	170-15451-00	GASKET, crankcase cover (L.H)		1	1		
2- 3	92501-06095	SCREW, pan head		1	1		
2- 4	92501-06080	SCREW, pan head		1	1		
2- 5	92501-06040	SCREW, pan head		1	1		
2- 6	92501-06030	SCREW, pan head		4	4		
2- 7	246-15416-00	COVER, oil pump		1	1		
2- 8	92501-06025	SCREW, pan head		4	4		
2- 9	170-15491-00	PROTECTOR, cover		1	1		
2-10	168-15494-00	SEAL, protector		1	1		
2-11	98501-05010	SCREW, pan head	(ISO)	1	1		
2-12	98501-05018	SCREW, pan head	(ISO)	1	1		
2-13	246-15363-00	PLUG, oil		1	1		
2-14	93210-26033	O-RING	3.5-25.7	1	1		
2-15	246-15421-00	COVER, crankcase (R.H)	(ISO)	1	1		
2-16	92501-06055	SCREW, pan head		2	2		
2-17	92501-06090	SCREW, pan head		1	1		
2-18	92501-06040	SCREW, pan head		1	1		
2-19	92501-06015	SCREW, pan head		3	3		
2-20	246-15425-00	COVER, generator		1	1		
2-21	148-15362-00	PLUG, oil level			1		
2-22	157-15382-00	GASKET, oil seal			1		
2-23	102-15351-00	PLUG, drain		1	1		
2-24	137-15353-00	GASKET, drain plug	14-21-1.5	1	1		
2-25	137-15362-00	PLUG, oil level			1		
2-26	93210-13016	O-RING	1.8-13		1		

Fig. 3 CRANKSHAFT & PISTON

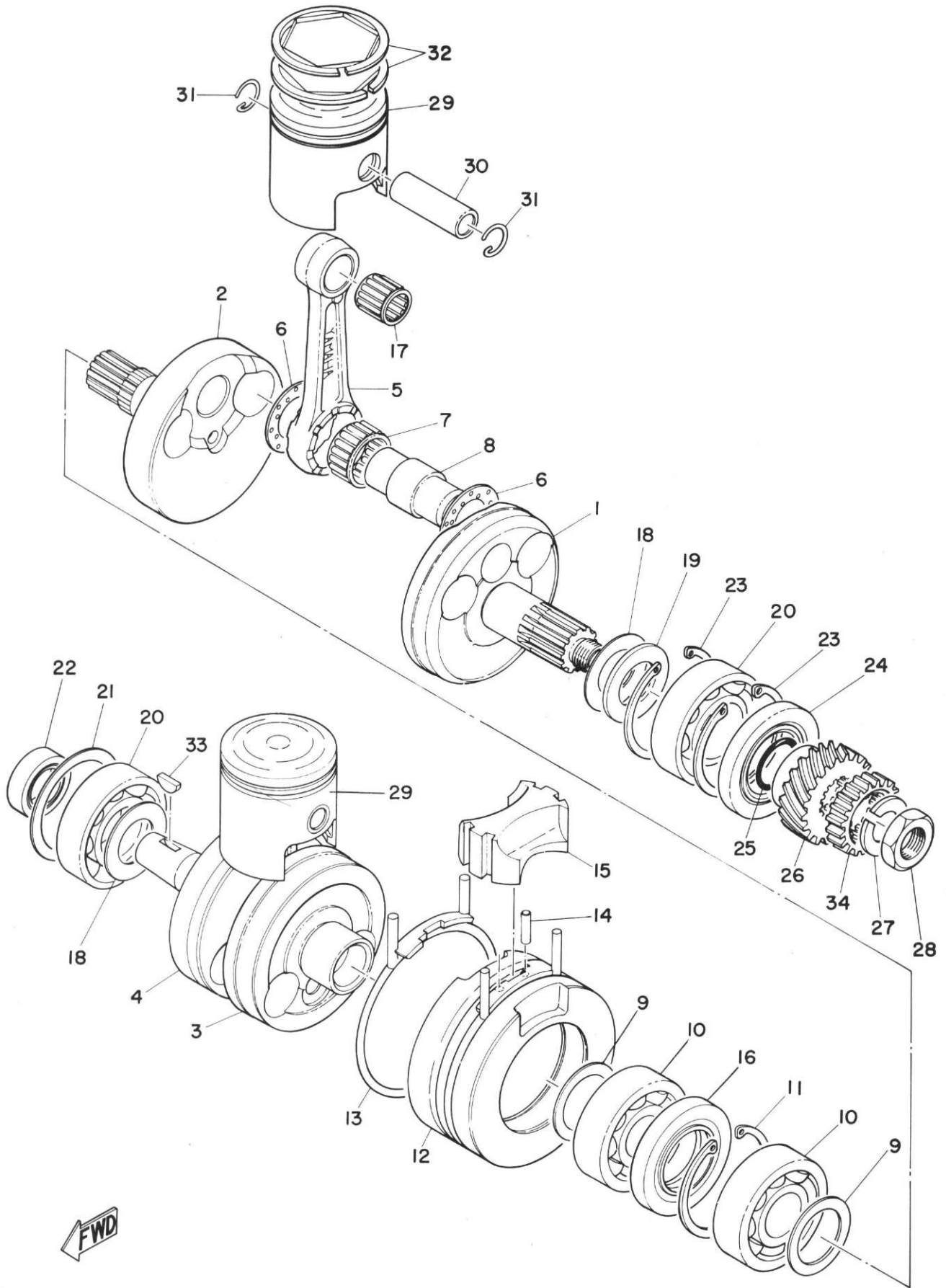


CRANKSHAFT & PISTON

Ref No.	Parts No.	Parts Name	Description	Q'ty		S·R	Remarks
				DS6	DS6C		
3- 0-1	246-11400-00	CRANK ASS'Y		1	1		
3- 1	170-11412-00	. CRANK (1) (L.H)		1	1		
3- 2	156-11422-01	. CRANK (1) (R.H)		1	1		
3- 3	156-11432-01	. CRANK (2) (L.H)		1	1		
3- 4	170-11442-00	. CRANK (2) (R.H)		1	1		
3- 5	246-11651-00	. ROD, connecting		2	2		
3- 6	152-11685-00	. WASHER, crank pin		4	4		
3- 7	93310-42435	. BEARING		2	2		
3- 8	156-11681-00	. PIN, crank		2	2		
3- 9	156-11564-00-03	. SHIM, crank	30-44-0.3	}	}		
	156-11564-00-04	. SHIM, crank	30-44-0.4				
	156-11564-00-05	. SHIM, crank	30-44-0.5				
	156-11564-00-06	. SHIM, crank	30-44-0.6				
	156-11564-00-07	. SHIM, crank	30-44-0.7				
				U.R	U.R		
				2	2		
3-10	93306-20601	. BEARING	6206C3	2	2		
3-11	93420-62017	. CIRCLIP	R-62	1	1		
3-12	246-11511-00	. COVER, crank		1	1		
3-13	246-11512-00	. SEAL, crank cover		2	2		
3-14	93604-18058	. PIN, dowel	4-17.8	2	2		
3-15	246-11541-00	. METAL, filler		1	1		
3-16	145-11515-01	. SEAL, labyrinth		1	1		
3-17	93310-21607	BEARING		2	2		
3-18	156-11562-00-04	SHIM, crank	25-44-0.4	}	}		
	156-11562-00-05	SHIM, crank	25-44-0.5				
	156-11562-00-06	SHIM, crank	25-44-0.6				
	156-11562-00-07	SHIM, crank	25-44-0.7				
				U.R	U.R		
				2	2		
3-19	156-11561-00	SHIM, crank	25-48-4	1	1		
3-20	93306-30501	BEARING	6305C3	2	2		
3-21	156-11563-00	SHIM, crank	52-62-0.3	1	1		
3-22	93103-20004	OIL SEAL	SW-20-36-10	1	1		
3-23	93420-62017	CIRCLIP	R-62	2	2		
3-24	93103-35015	OIL SEAL	SW-35-62-8	1	1		
3-25	93210-25071	O-RING	1.9-24.5	1	1		
3-26	170-16111-00	GEAR, primary drive	20T	1	1		
3-27	92901-16100	WASHER, spring		1	1		
3-28	168-11555-00	NUT, crank shaft		1	1		
3-29	248-11631-00-96	PISTON (S. T. D) 0.96					
	248-11631-00-97	PISTON (S. T. D) 0.97					



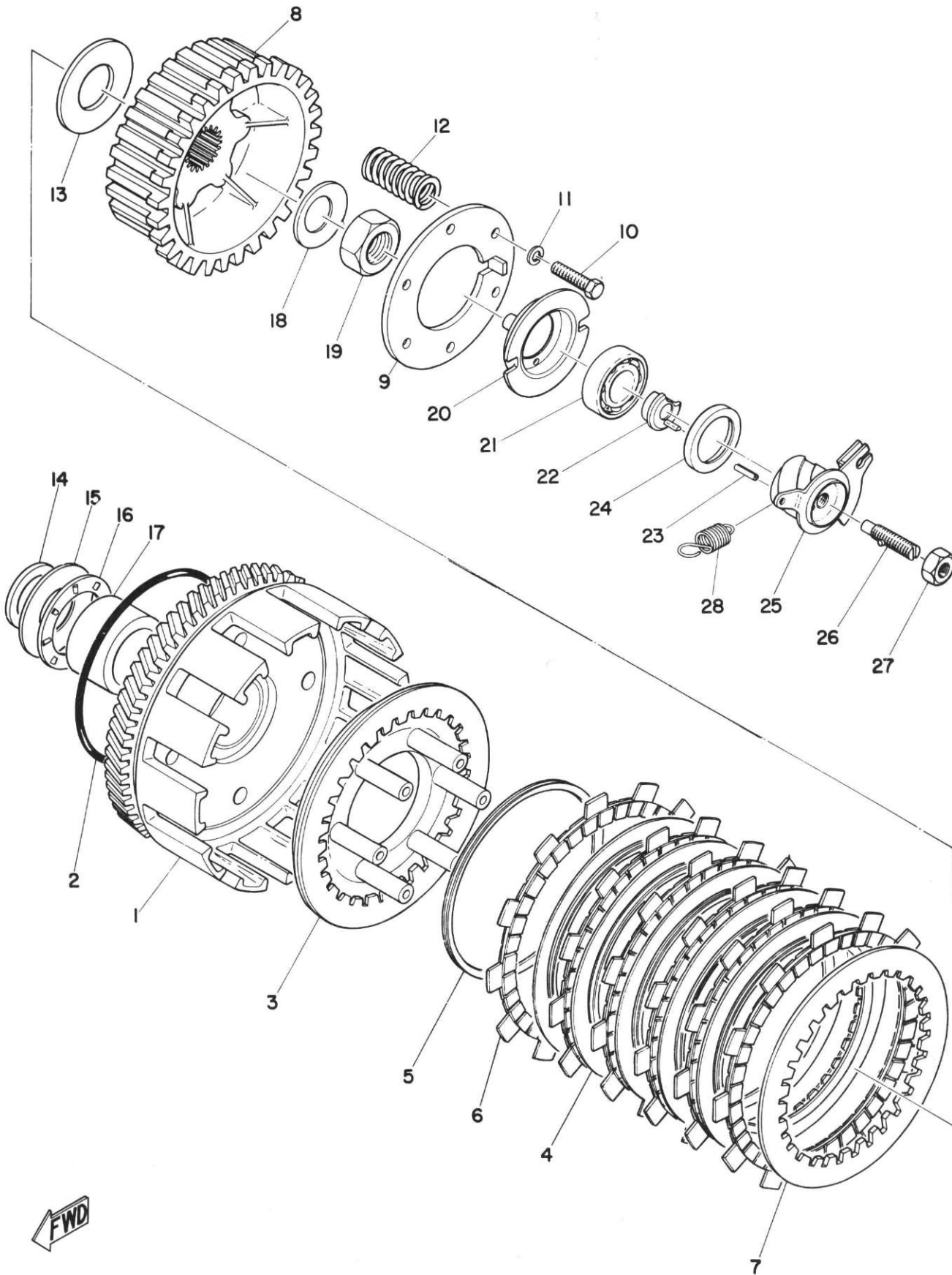
Fig. 3 CRANKSHAFT & PISTON



CRANKSHAFT & PISTON

Ref No.	Parts No.	Parts Name	Description	Q'ty		S·R	Remarks
				DS6	DS6C		
	248-11631-00-98	PISTON (S. T. D) 0. 98		U.R	U.R		
	248-11631-00-99	PISTON (S. T. D) 0. 99		2	2		
	248-11631-00-01	PISTON (S. T. D) 00					
3-29-1	248-11631-10	PISTON (1st O.S)	0.25mm	2	2		
3-29- 2	248-11631-20	PISTON (2nd O.S)	0.5mm	2	2		
3-30	137-11633-00	PIN, piston		2	2		
3-31	137-11634-00	CLIP, piston pin		4	4		
3-32	248-11601-00	PISTON RING SET (S. T. D.)		2s	2s		
3-32-1	248-11601-10	PISTON RING SET (1st O.S)		2s	2s		
3-32-2	248-11601-20	PISTON RING SET (2nd O.S)		2s	2s		
3-33	150-11545-00	KEY, woodruff		1	1		
3-34	170-13188-00	GEAR, drive	19T	1	1		

Fig. 4 CLUTCH

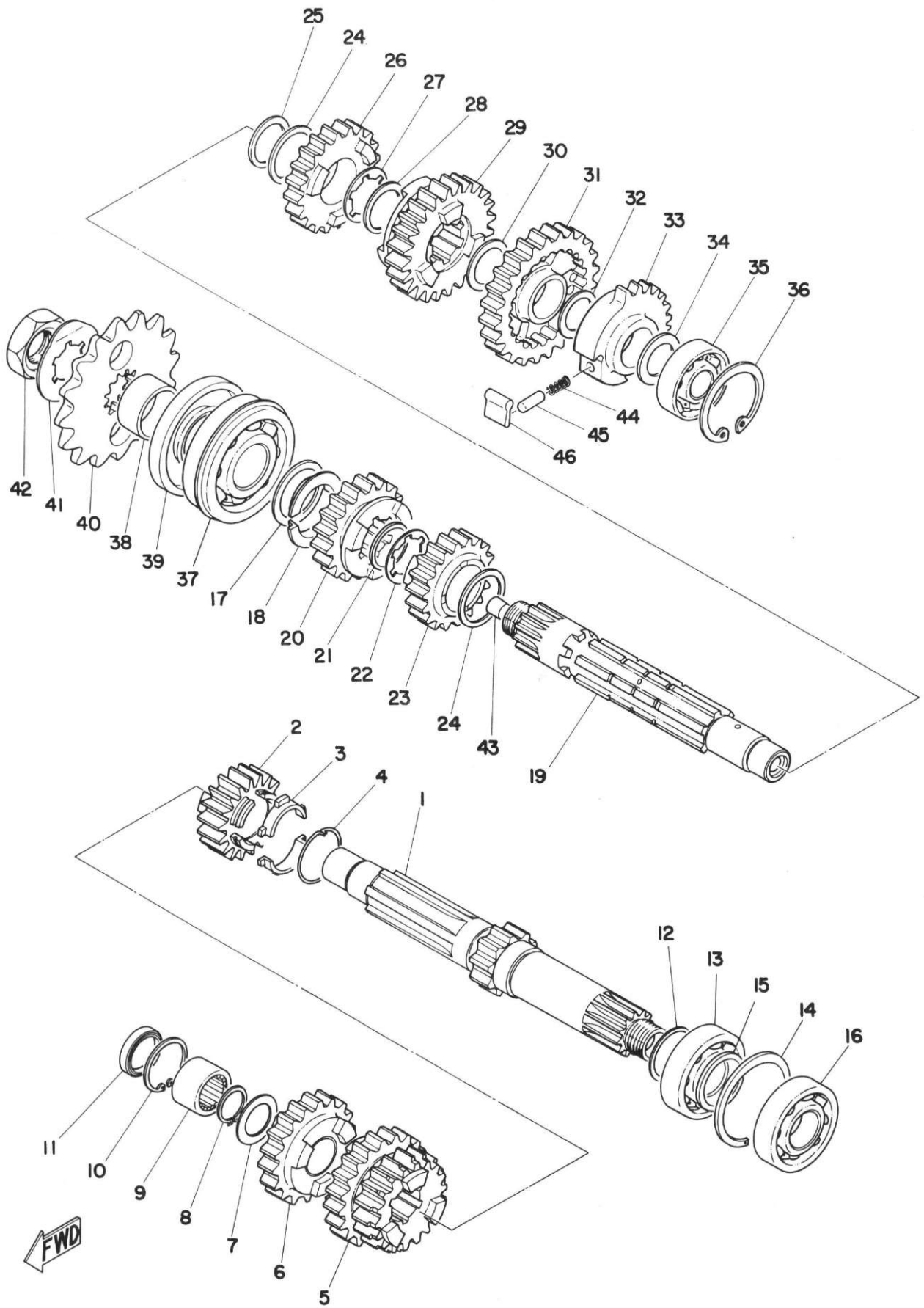


CLUTCH

Ref No.	Parts No.	Parts Name	Description	Q'ty		S·R	Remarks
				DS6	DS6C		
4- 0-1	246-16301-00	CLUTCH ASS'Y	(ISO)	1	1		
4- 1	246-16150-00	. DRIVEN GEAR ASS'Y	65T	1	1		
4- 2	93211-18072	. O-RING	3.5-117.6	1	1		
4- 3	168-16351-01	. PLATE, pressure (1)	(ISO)	1	1		
4- 4	168-16325-00	. PLATE, clutch 2		5	5		
4- 5	168-16367-00	. RING, cushion		6	6		
4- 6	168-16321-00	. PLATE, friction		6	6		
4- 7	168-16324-00	. PLATE, clutch		1	1		
4- 8	170-16371-01	. BOSS, clutch		1	1		
4- 9	168-16352-00	. PLATE, pressure (2)		1	1		
4-10	168-16337-01	. SCREW	(ISO)	6	6		
4-11	92901-05100	. WASHER, spring		6	6		
4-12	170-16333-00	. SPRING, clutch		6	6		
4-13	170-16164-00	. WASHER, thrust (2)	25-50-2	1	1		
4-14	170-16154-02	PLATE, thrust (1)	25.2-34-2	1	1		
4-15	170-16164-00	PLATE, thrust (2)	25-50-2	1	1		
4-16	93341-23504	BEARING, thrust		1	1		
4-17	170-16181-00	SPACER		1	1		
4-18	214-16119-00	SPRING, bellevill		1	1		
4-19	156-16174-00	NUT, lock		1	1		
4-20	170-16348-00	CROWN, push		1	1		
4-21	93316-00301	BEARING	16003	1	1		
4-22	168-16349-00	PLUG, push		1	1		
4-23	93603-14026	PIN, dowel	3-14	1	1		
4-24	93101-25030	OIL SEAL	S25-35-4	1	1		
4-25	170-16340-00	PUSH LEVER ASS'Y		1	1		
4-26	170-16343-00	SCREW, adjusting		1	1		
4-27	98801-08300	NUT	(ISO)	1	1		
4-28	168-16345-00	SPRING, return		1	1		



Fig. 5 TRANSMISSION

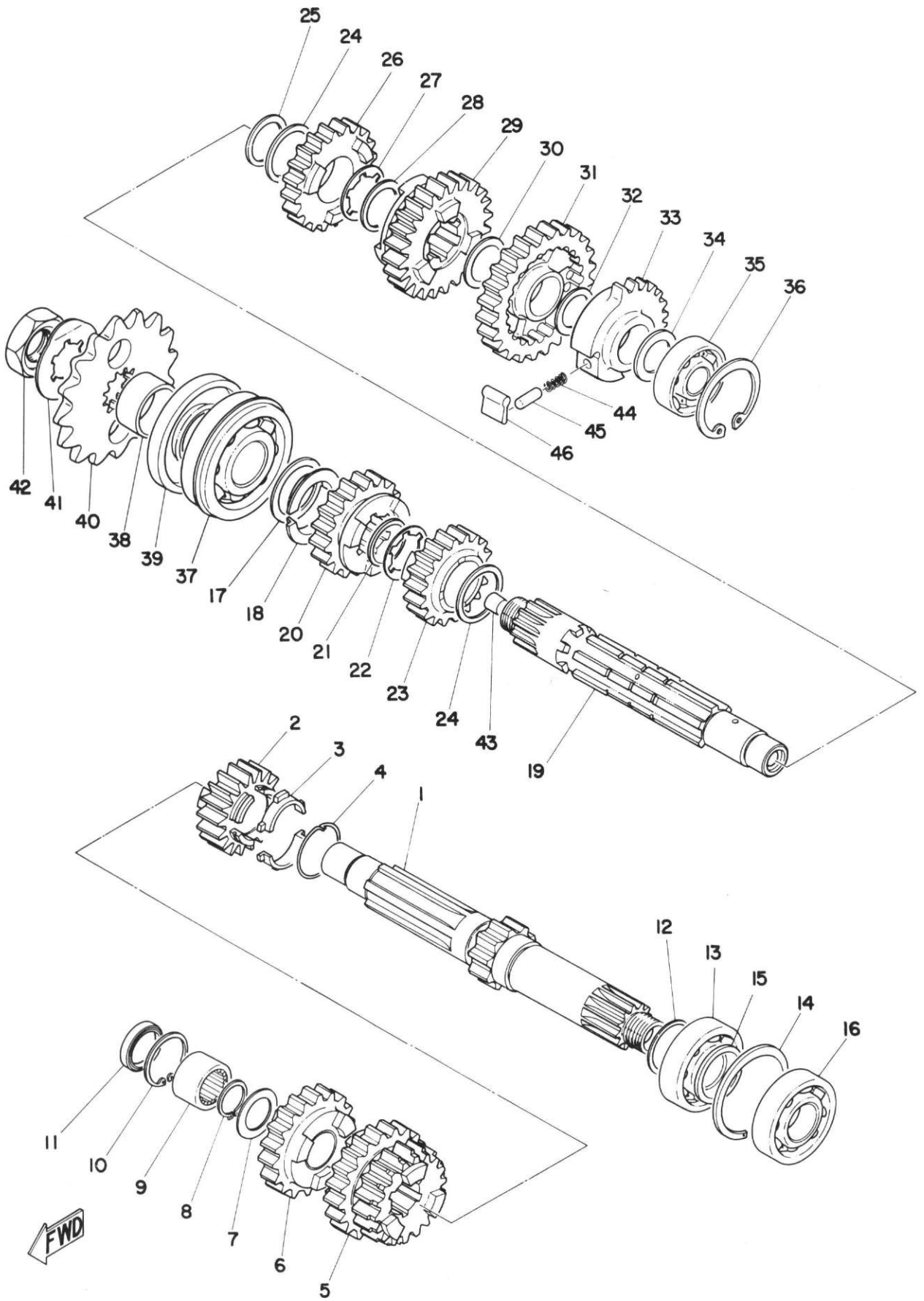


TRANSMISSION

Ref No.	Parts No.	Parts Name	Description	Q'ty		S·R	Remarks	
				DS6	DS6C			
5- 0-1	170-17401-00	MAIN AXLE ASS'Y		1	1			
5- 1	170-17411-00	. AXLE, main	11T	1	1			
5- 2	159-17121-00	. GEAR, 2nd pinion	15T	1	1			
5- 3	156-17115-00	. PLATE, 2nd pinion		2	2			
5- 4	152-17127-00	. CLIP, gear hold		1	1			
5- 5	159-17131-01	. GEAR, 3rd and 5th pinion	18T,22T	1	1			
5- 6	159-17141-00	. GEAR, 4th pinion	20T	1	1			
5- 7	156-17116-00	. WASHER, gear hold (1)	17-26-1	1	1			
5- 8	93410-17008	. CIRCLIP	S-17	1	1			
5- 9	93311-21704	BEARING	17-25-16	1	1			
5-10	93420-25002	CIRCLIP	S-25	1	1			
5-11	156-17481-00	PLUG, blind	25φ-5	1	1			
5-12	156-17417-00	SHIM, main axle	25-30-0.2	1	1			
5-13	93306-00501	BEARING	6005	1	1			
5-14	93450-47011	CIRCLIP	R-47	1	1			
5-15	156-17419-00	SPACER, main axle	25-31-1.8	1	1			
5-16	93306-00503	BEARING	6005Z	1	1			
5-17	156-17428-00	SHIM, drive axle	25-34-1.2	1	1			
5-18	156-17429-00	SPACER, drive axle		2	2			
5- 0-2	170-17402-00	DRIVE AXLE ASS'Y		1	1			
5-19	156-17421-00	. AXLE, drive		1	1			
5-20	159-17241-00	. GEAR, 4th wheel	19T	1	1			
5-21	93440-25008	. CIRCLIP		1	1			
5-22	152-17216-00	. WASHER, gear hold (1)		1	1			
5-23	159-17251-00	. GEAR, 5th wheel	17T	1	1			
5-24	152-17226-00	. WASHER, gear hold (2)	25-32-1	2	2			
5-25	93410-25010	. CIRCLIP	S-25	1	1			
5-26	159-17231-01	. GEAR, 3rd wheel	21T	1	1			
5-27	152-17216-00	. WASHER, gear hold (1)		1	1			
5-28	93410-25002	. CIRCLIP	S-25	1	1			
5-29	145-17221-00	. GEAR, 2nd wheel	23T	1	1			
5-30	150-17219-00	. SHIM (2)		1	1			
5-31	159-17211-00	. GEAR, 1st wheel	28T	1	1			
5-32	152-15633-00	WASHER, thrust	20-26-1.0	1	1			
5-33	156-15631-00	GEAR, kick pinion		1	1			
5-34	156-17427-00-06	SHIM, drive axle	17-26-0.6	U.R. 1	U.R. 1			
	156-17427-00-07	SHIM, drive axle	17-26-0.7					
	156-17427-00-08	SHIM, drive axle	17-26-0.8					



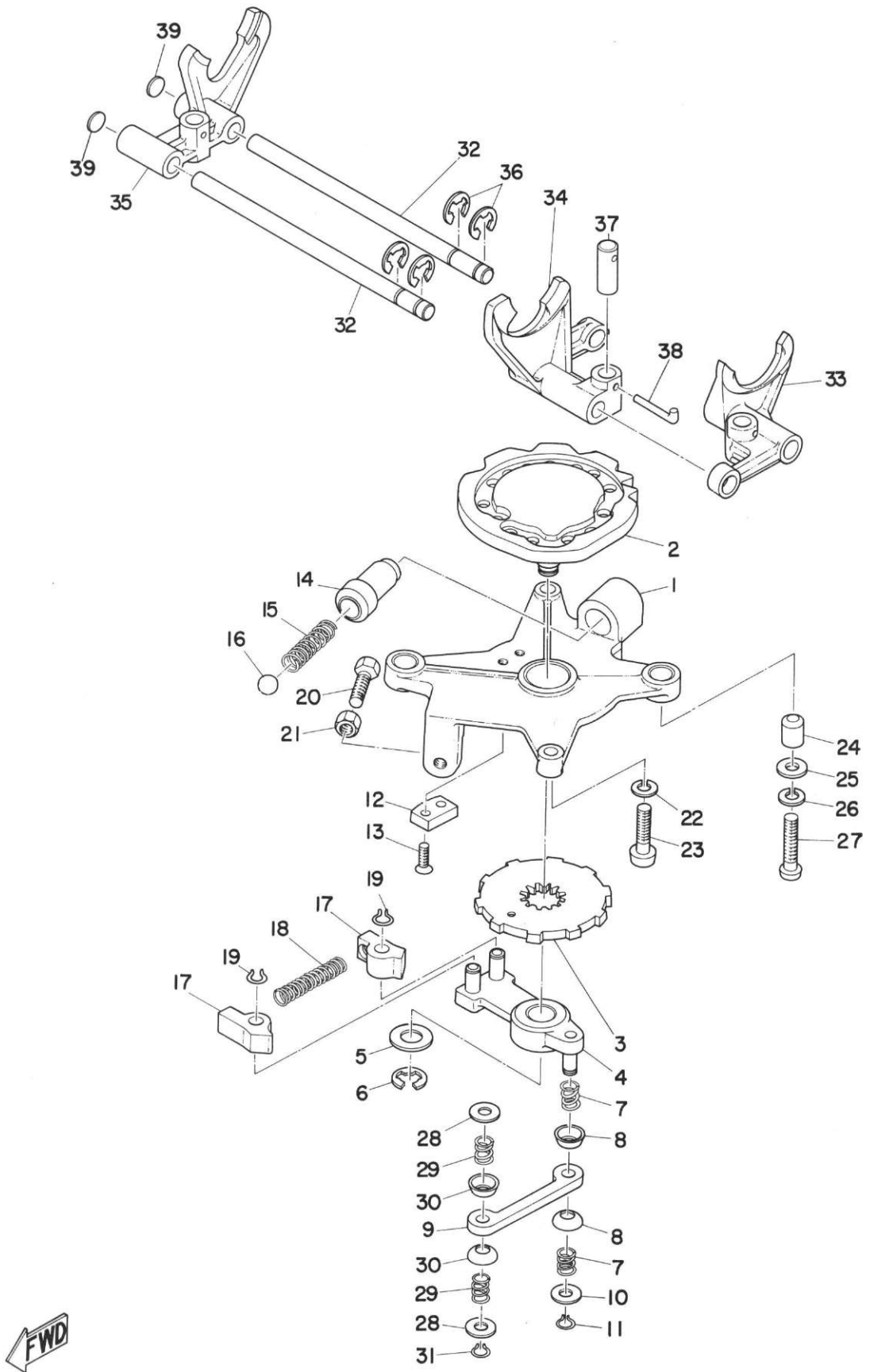
Fig. 5 TRANSMISSION



TRANSMISSION

Ref No.	Parts No.	Parts Name	Description	Q'ty		S·R	Remarks
				DS6	DS6C		
5-35	93306-20303	BEARING	6203Z	1	1		
5-36	93420-40005	CIRCLIP	R-40	1	1		
5-37	93306-30502	BEARING	6305NR	1	1		
5-38	156-17462-00	COLLAR, distance	25-30-14	1	1		
5-39	93102-30025	OIL SEAL	SD-30-62-8	1	1		
5-40	156-17461-50	SPROCKET, drive	15T	1	1		
	156-17461-60	SPROCKET, drive	16T	1	1		
5-41	156-17464-01	WASHER, lock		1	1		
5-42	152-17463-00	NUT, lock		1	1		
5-43	150-17482-00	PLUG, blind drive axle		1	1		
5-44	101-15637-00	SPRING, pawl		2	2		
5-45	152-15636-00	PIN, kick pawl		2	2		
5-46	152-15635-00	PAWL, kick		2	2		

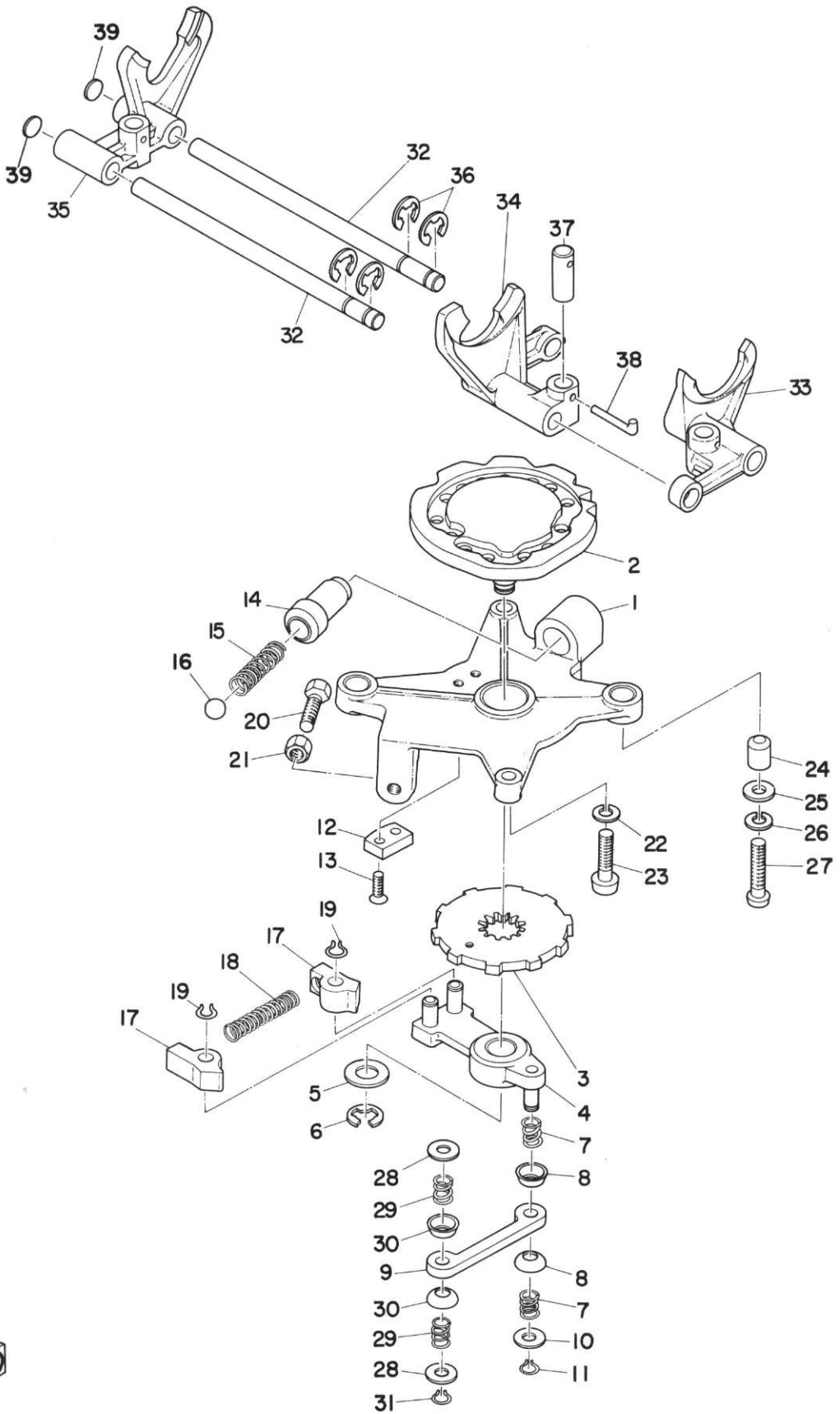
Fig. 6 SHIFTER A



SHIFTER A

Ref No.	Parts No.	Parts Name	Description	Q'ty		S·R	Remarks
				DS6	DS6C		
6- 0-1	170-18300-00	SHIFTER ASS'Y		1	1		
6- 1	170-18351-00	. PLATE, cam fitting	(ISO)	1	1		
6- 2	152-18331-00	. PLATE, shift cam		1	1		
6- 3	156-18333-00	. PLATE, working		1	1		
6- 4	156-18180-00	. SHIFT PAWL HOLDER ASS'Y		1	1		
6- 5	150-18334-00-07	. SHIM, shift cam	10.2-18-0.7	1	1		
	150-18334-00-08	. SHIM, shift cam	10.2-18-0.8				
	150-18334-00-09	. SHIM, shift cam	10.2-18-0.9				
	150-18334-00-10	. SHIM, shift cam	10.2-18-1.0				
6- 6	93430-08006	. CIRCLIP		1	1		
6- 7	150-18337-01	. SPRING, change link		2	2		
6- 8	150-18336-01	. WASHER, change link		2	2		
6- 9	150-18335-00	. LINK, change		1	1		
6-10	150-18338-00	. WASHER, plain		1	1		
6-11	150-18189-00	. CLIP, pawl lock		1	1		
6-12	150-18352-00	. PLATE, pawl		1	1		
6-13	98701-04012	. SCREW, flat head	(ISO)	2	2		
6-14	150-18587-00	. BUSHING, cam stopper		1	1		
6-15	152-18557-00	. SPRING, cam stopper		1	1		
6-16	93513-32008	. BALL	13/32"	1	1		
6-17	150-18182-00	. PAWL, shifter		2	2		
6-18	150-18183-00	. SPRING, shifter pawl		1	1		
6-19	150-18189-00	. CLIP, pawl lock		2	2		
6-20	91201-06018	. BOLT		2	2		
6-21	92801-06300	. NUT		2	2		
6-22	92901-06100	WASHER, spring		2	2		
6-23	92501-06025	SCREW, pan head		2	2		
6-24	91800-02015	PIN, dowel	6.4-10-15	2	2		
6-25	92901-06200	WASHER, plain		2	2		
6-26	92901-06100	WASHER, spring		2	2		
6-27	92501-06030	SCREW, pan head		2	2		
6-28	150-18338-00	WASHER, plain		2	2		
6-29	150-18337-01	SPRING, change link		2	2		
6-30	150-18336-01	WASHER, change link		2	2		
6-31	150-18189-00	CLIP, pawl lock		1	1		
6-32	150-18318-00	SHAFT, shifter		2	2		
6-33	152-18311-00	FORK, shift 2nd gear wheel		1	1		
6-34	152-18312-00	FORK, shift 3rd and 5th pinion		1	1		

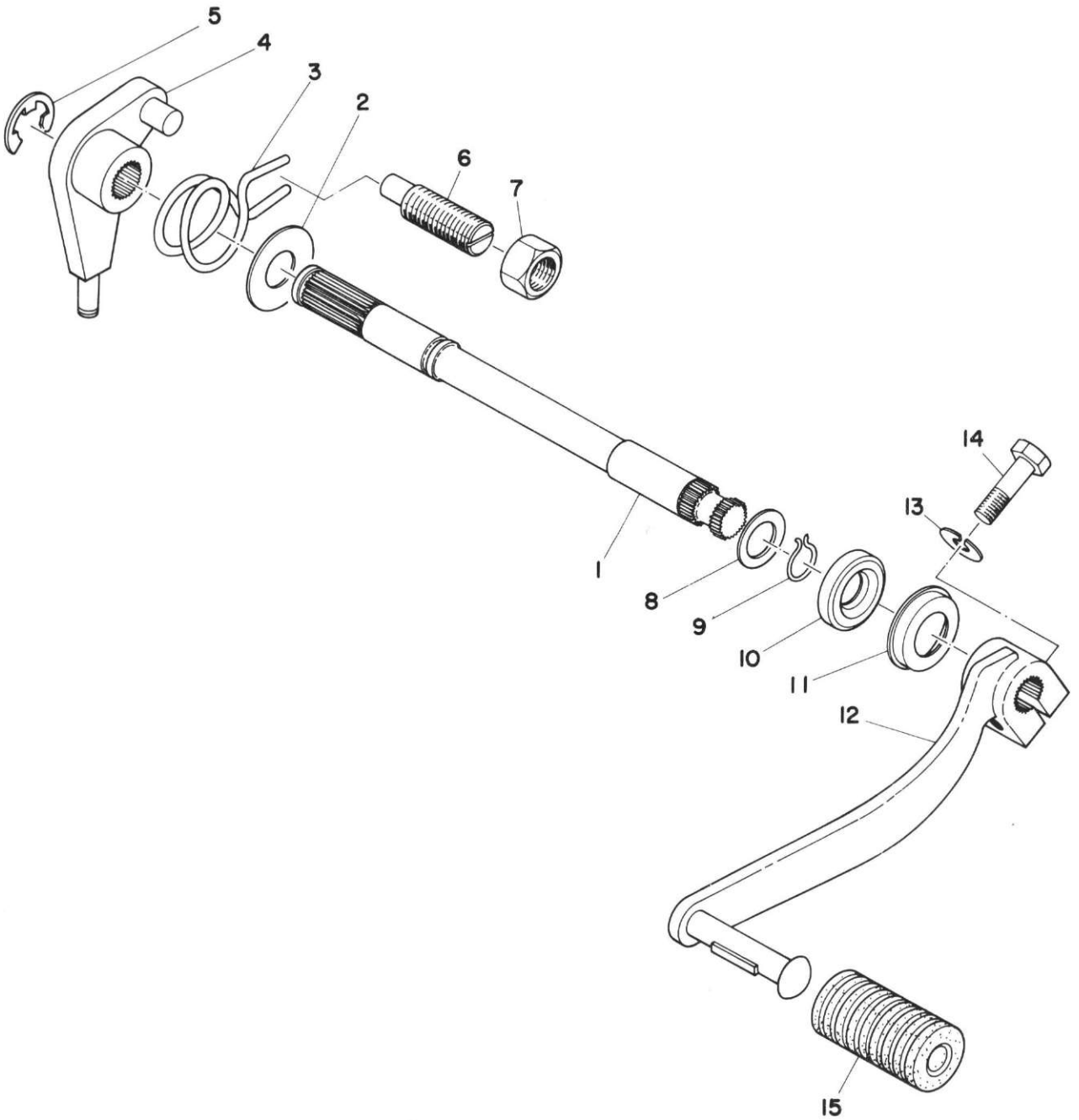
Fig. 6 SHIFTER A



SHIFTER A

Ref No.	Parts No.	Parts Name	Description	Q'ty		S·R	Remarks
				DS6	DS6C		
6-35	152-18313-00	FORK, shift 4th gear wheel		1	1		
6-36	93430-08006	CIRCLIP	E-8	4	4		
6-37	150-18316-00	ROTOR, shifter		3	3		
6-38	150-18317-00	PIN, rotor		3	3		
6-39	150-18328-00	PLUG, blind shifter shaft		2	2		

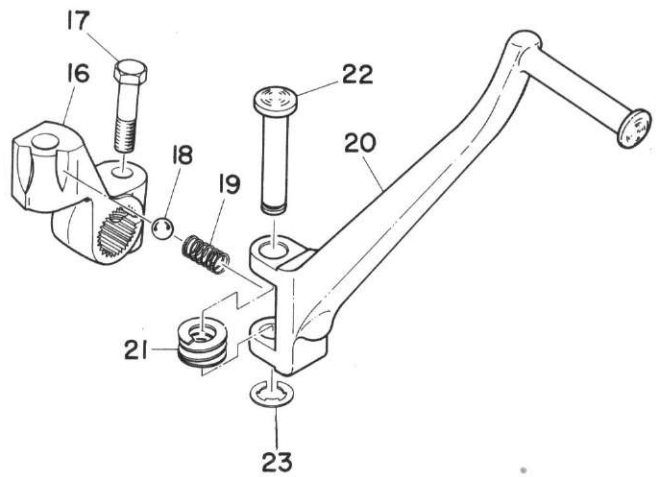
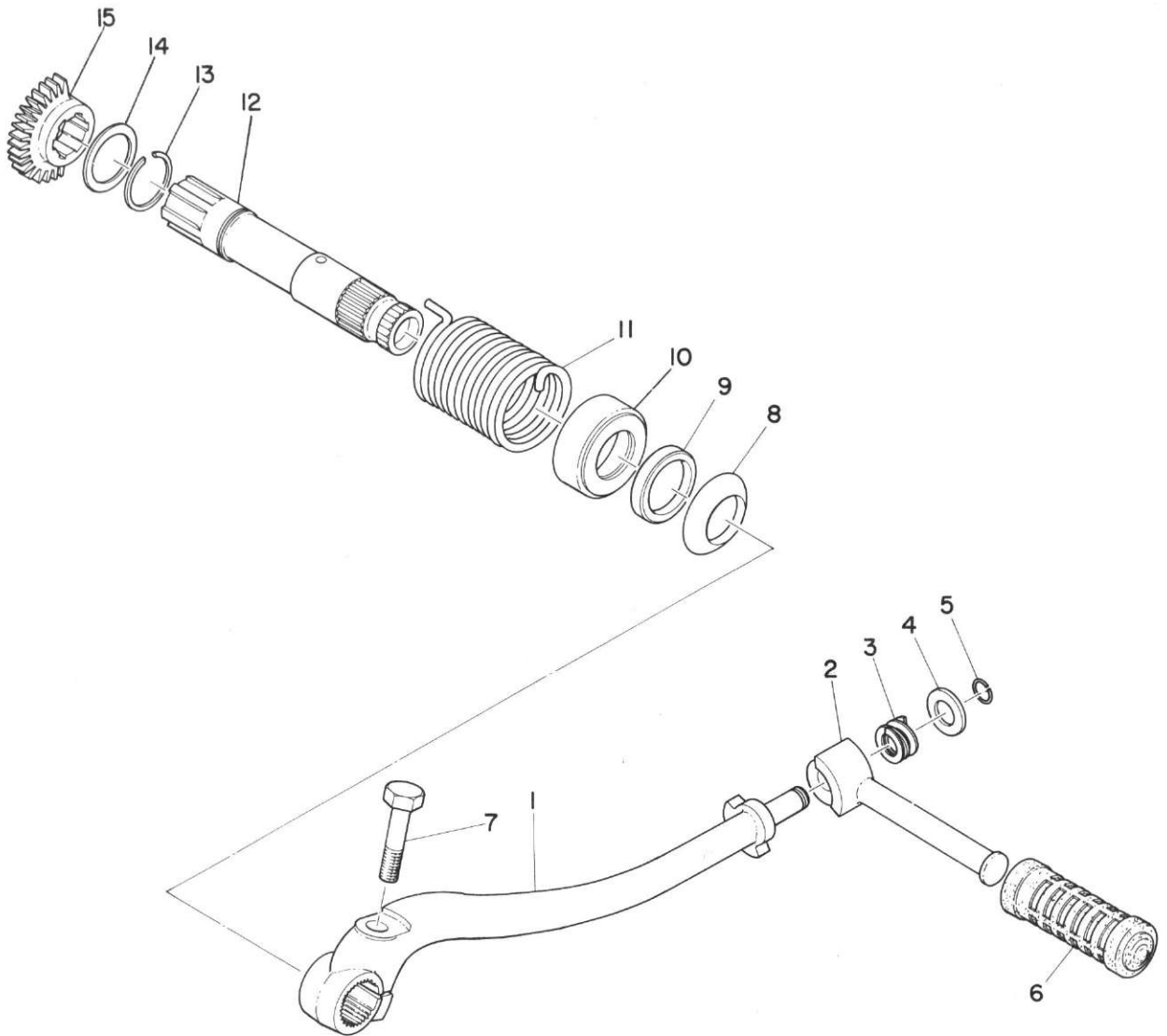
Fig. 7 SHIFTER B



SHIFTER B

Ref No.	Parts No.	Parts Name	Description	Q'ty		S·R	Remarks
				DS6	DS6C		
7- 1	170-18125-00	SHAFT, change		1	1		
7- 2	150-18137-00	WASHER, change shaft (1)	12-26-1.0	1	1		
7- 3	150-18124-00	SPRING, shaft return		1	1		
7- 4	150-18121-00	LEVER, change		1	1		
7- 5	93430-10015	CIRCLIP	E-10	1	1		
7- 6	150-18133-00	SCREW, adjusting		1	1		
7- 7	150-18134-00	NUT, adjusting screw		1	1		
7- 8	150-18138-00	WASHER, change shaft (2)	12-18-0.2	1	1		
7- 9	150-18135-00	CLIP, change shaft		1	1		
7-10	93101-12004	OIL SEAL	S-12-22-5	1	1		
7-11	170-18132-00	SEAL, change shaft		1	1		
7-12	170-18111-01	PEDAL, change		1	1		
7-13	92901-06100	WASHER, spring		1	1		
7-14	91101-06020	BOLT		1	1		
7-15	132-18113-01	COVER, change pedal		1	1		

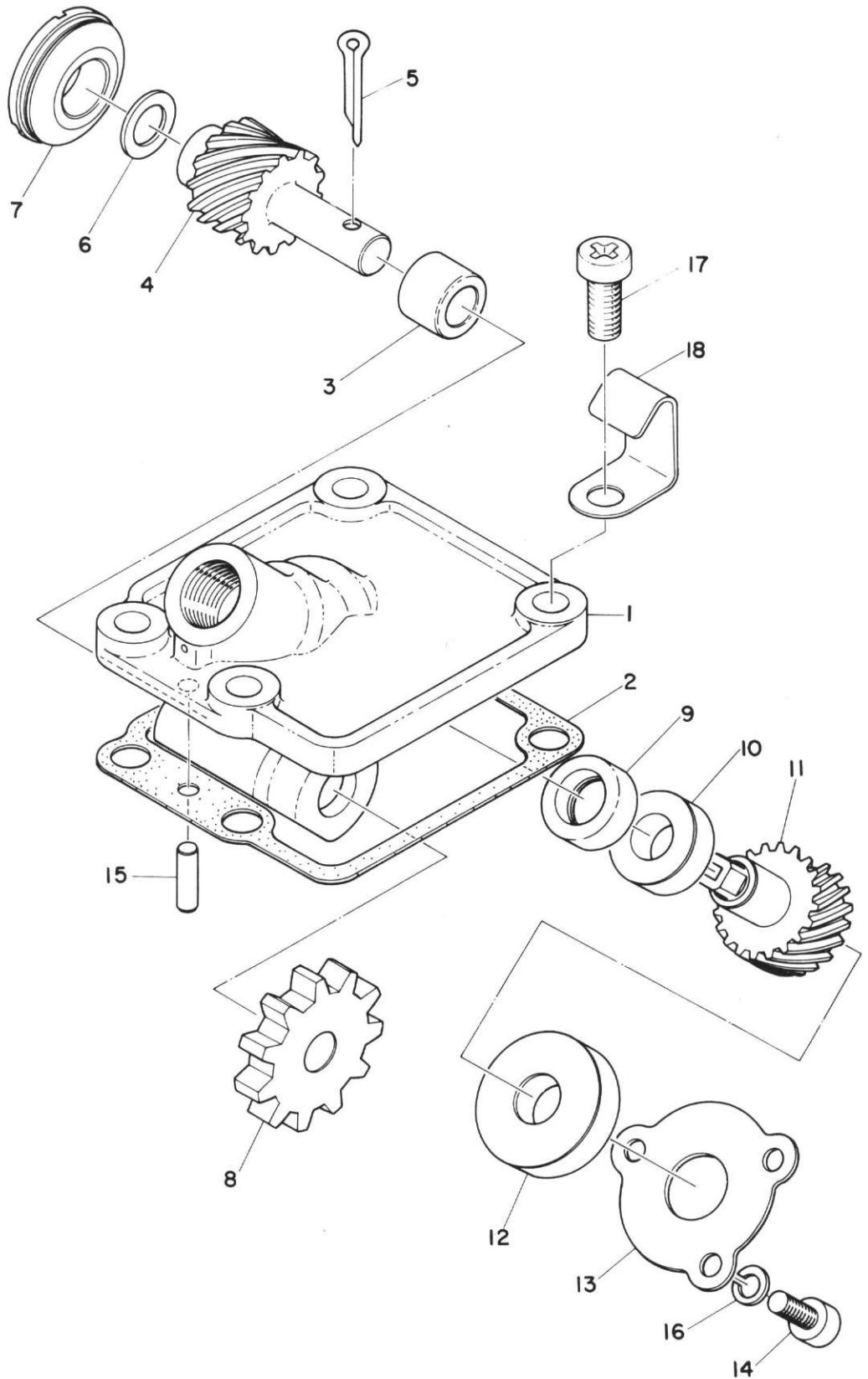
Fig. 8 KICK



KICK

Ref No.	Parts No.	Parts Name	Description	Q'ty		S·R	Remarks
				DS6	DS6C		
8- 0-1	247-15610-00	KICK CRANK ASS'Y			1		
8- 1	247-15611-00	. CRANK, kick			1		△
8- 2	137-15612-00	. LEVER, kick			1		
8- 3	132-15625-00	. SPRING, kick crank			1		
8- 4	132-15616-00	. WASHER, kick lever			1		
8- 5	132-15617-00	. CLIP, kick lever			1		
8- 6	156-15618-01	COVER, kick lever		1	1		
8- 7	97203-08040	BOLT	(ISO)	1	1		
8- 8	168-15663-00	SEAL, kick axle		1	1		
8- 9	93104-20007	OIL SEAL	SO-20-30-4.5	1	1		
8-10	146-15664-00	GUIDE, spring		1	1		
8-11	146-15665-00	SPRING, kick		1	1		
8-12	152-15661-00	AXLE, kick		1	1		
8-13	93440-20002	CIRCLIP	S-20	1	1		
8-14	156-15669-00	WASHER, kick axle	20-28-1.0	1	1		
8-15	156-15641-00	GEAR, kick		1	1		
8-16	170-15621-00	BOSS, kick crank		1			
8-17	170-15623-00	BOLT, kick crank		1			
8-18	93505-16006	BALL	5/16"	1			
8-19	168-15622-00	SPRING, boss stopper		1			
8-20	170-15611-00	CRANK, kick		1			
8-21	168-15625-00	SPRING, kick crank		1			
8-22	168-15624-00	PIN, kick crank		1			
8-23	93430-08006	CIRCLIP	E-8	1			

Fig. 9 GEAR UNIT

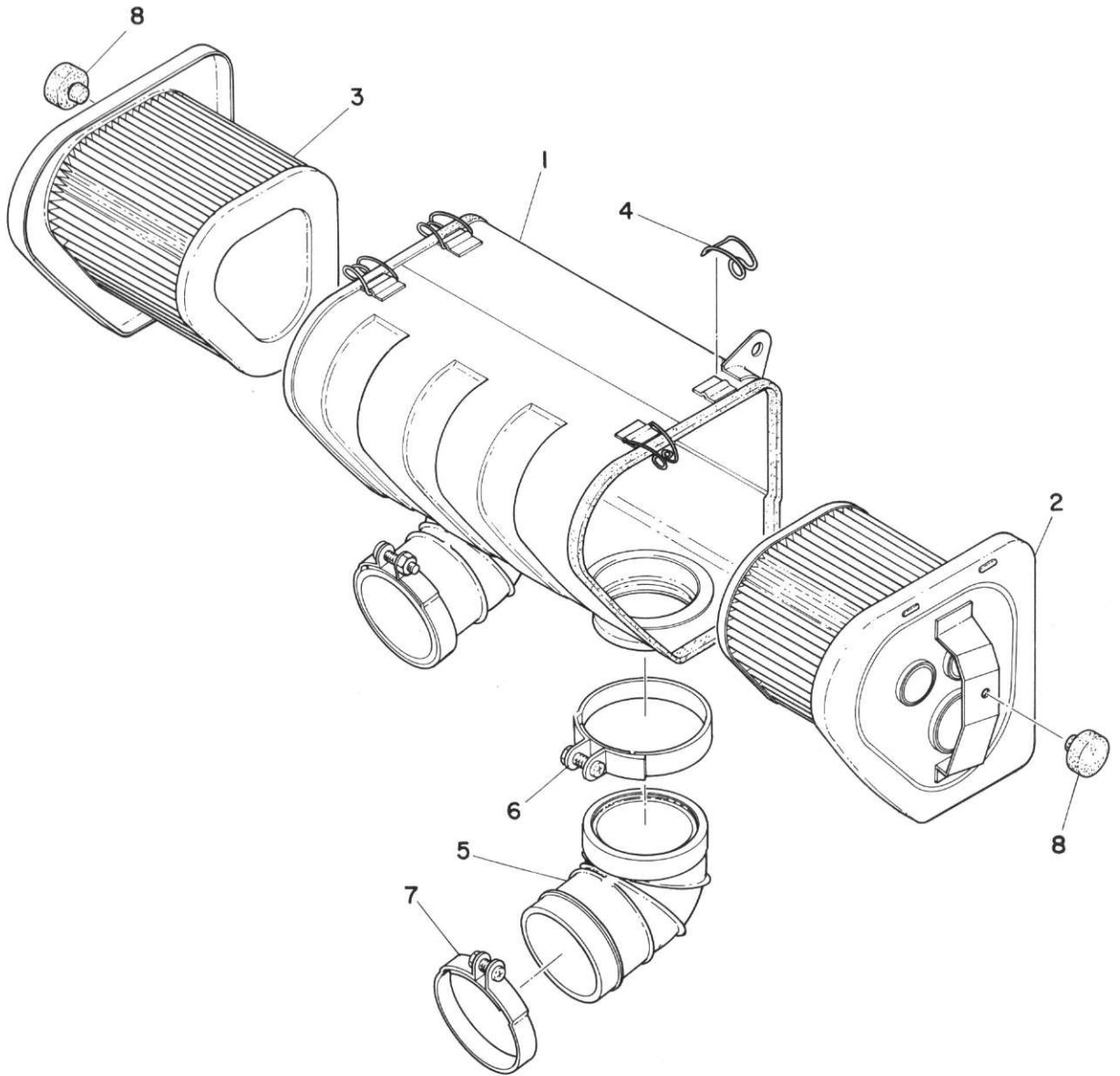


FWD

GEAR UNIT

Ref No.	Parts No.	Parts Name	Description	Q'ty		S·R	Remarks
				DS6	DS6C		
9- 1	170-17811-00	HOUSING, gear unit	(ISO)	1	1		
9- 2	156-17818-00	GASKET, gear unit housing		1	1		
9- 3	156-17834-00	BUSHING, drive gear in	8-14-10	1	1		
9- 4	156-17831-00	GEAR, drive		1	1		
9- 5	91401-30020	PIN, cotter		1	1		
9- 6	150-17837-00	SHIM, drive gear	8-13-1.0	1	1		
9- 7	152-17833-00	BUSHING, drive gear out		1	1		
9- 8	159-17851-00	GEAR, primary	11T	1	1		
9- 9	93104-15010	OIL SEAL	SO-10-16- 4.5	1	1		
9-10	156-17844-00	BUSHING, driven gear in	10-19-7.5	1	1		
9-11	156-17841-00	GEAR, driven		1	1		
9-12	156-17843-00	BUSHING, driven gear out		1	1		
9-13	156-17821-00	COVER, housing		1	1		
9-14	98501-04008	SCREW, pan head	(ISO)	3	3		
9-15	93604-14014	PIN, dowel	4-14	1	1		
9-16	92901-04100	WASHER, spring		3	3		
9-17	92501-06015	SCREW, pan head		4	4		
9-18	156-82549-00	CLAMP		1	1		

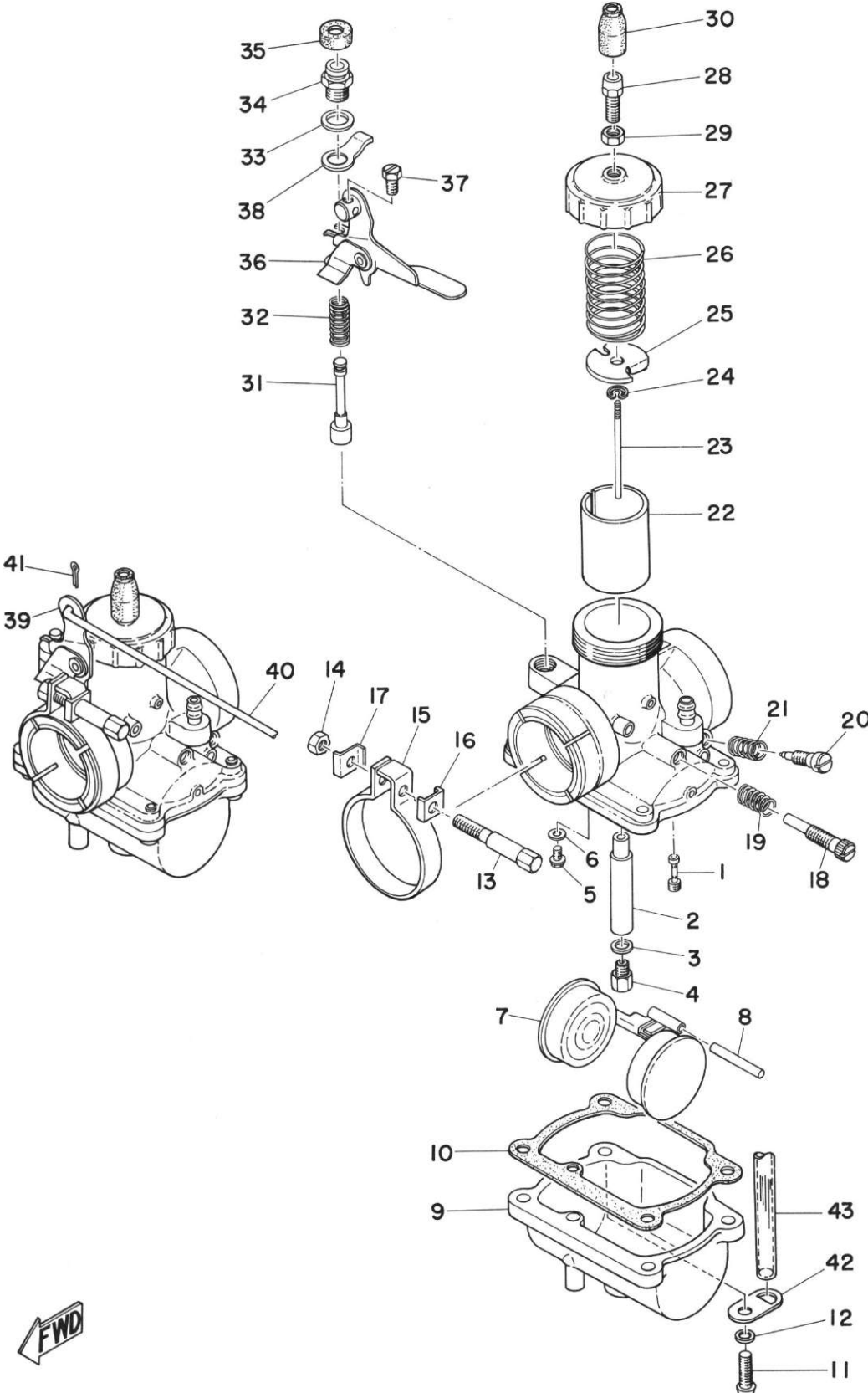
Fig. 10 AIR CLEANER



AIR CLEANER

Ref No.	Parts No.	Parts Name	Description	Q'ty		S·R	Remarks
				DS6	DS6C		
10- 1	246-14411-00-33	CASE, air cleaner		1	1		
10- 2	246-14451-00	ELEMENT (L.H)		1	1		
10- 3	246-14461-00	ELEMENT (R.H)		1	1		
10- 4	168-14424-00	CLIP		4	4		
10- 5	246-14453-00	JOINT, air cleaner		2	2		
10- 6	170-14455-00	BAND	(ISO)	2	2		
10- 7	214-14455-01	BAND	(ISO)	2	2		
10- 8	141-21717-00	DAMPER		2	2		

Fig. 11 CARBURETOR

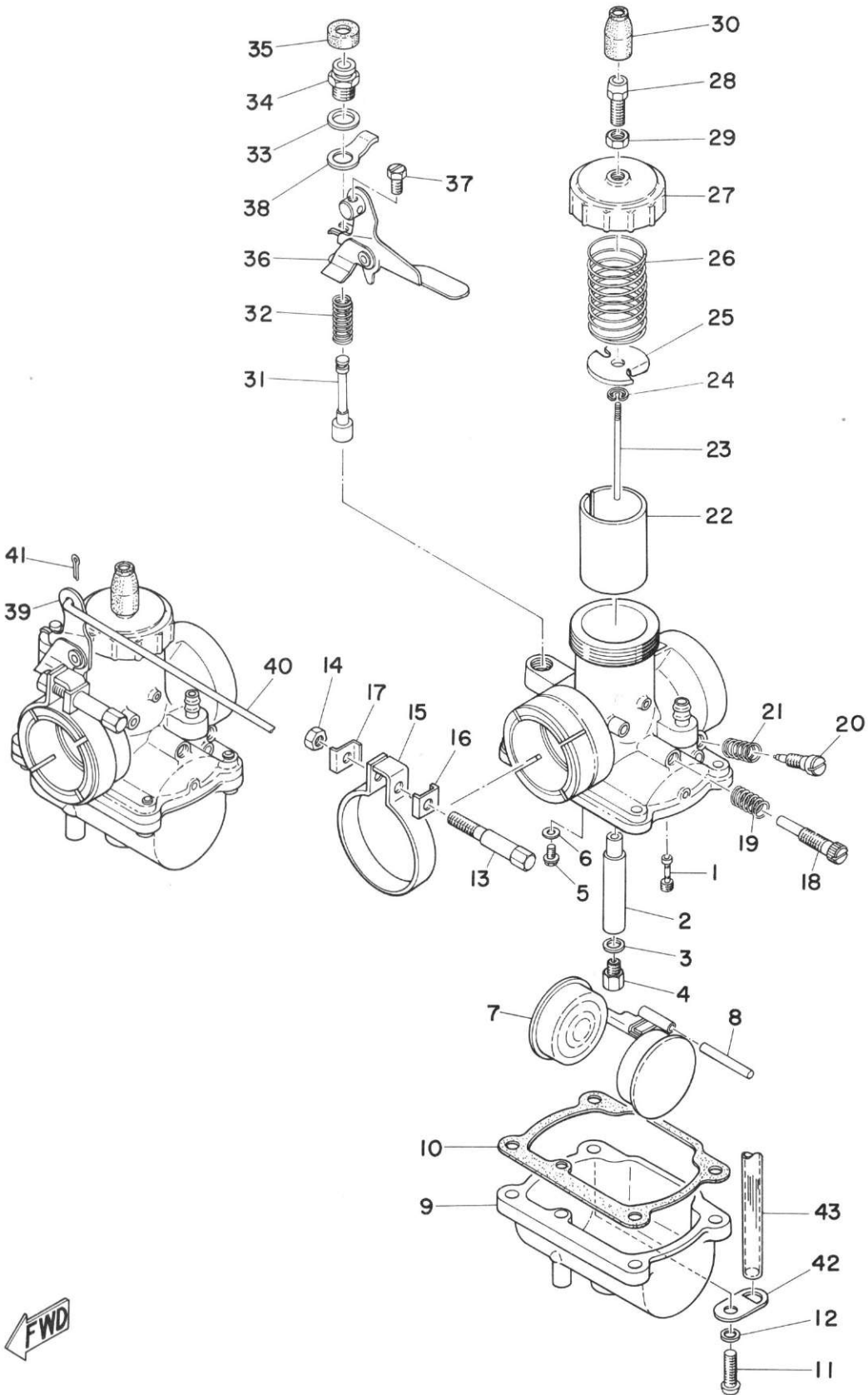


FWD

CARBURETOR

Ref No.	Parts No.	Parts Name	Description	Q'ty		S·R	Remarks	
				DS6	DS6C			
11- 0-1	246-14101-00	CARBURETOR ASSY (L.H)	(ISO)	1	1			
11- 0-2	246-14102-00	CARBURETOR ASS'Y (R.H)	(ISO)	1	1			
11- 1	193-14142-30	. JET, pilot	#30 (ISO)	2	2			
11- 2	170-14141-28	. NOZZLE, main	N-8	2	2			
11- 3	137-14153-00	. WASHER, main jet		2	2			
11- 4	137-14143-22	. JET, main	#110	} U.R	} U.R		S. T. D.	
	137-14143-24	. JET, main	#120			2		2
	137-14143-26	. JET, main	#130					
11- 5	168-14190-20	. VALVE SEAT ASS'Y	#2.0	2	2			
11- 6	214-14195-00	. WASHER, valve seat		2	2			
11- 7	156-14185-00	. FLOAT		2	2			
11- 8	137-14186-00	. PIN, float		2	2			
11- 9	156-14181-00	. BODY, float chamber		2	2			
11-10	156-14184-00	. GASKET, float chamber		2	2			
11-11	98502-04015	. SCREW, pan head	(ISO)	8	8			
11-12	92901-04100	. WASHER, spring		8	8			
11-13	168-14125-01	. SCREW, body fitting		2	2			
11-14	168-14164-00	. NUT, holding		2	2			
11-15	246-14127-00	. CLIP, outlet		2	2			
11-16	168-14128-00	. WASHER, outlet (1)		2	2			
11-17	168-14129-00	. WASHER, outlet (2)		2	2			
11-18	204-14122-00	. SCREW, throttle		2	2			
11-19	137-14133-00	. SPRING, throttle stop		2	2			
11-20	127-14123-00	. SCREW, air adjusting		2	2			
11-21	127-14134-00	. SPRING, air adjusting		2	2			
11-22	204-14112-20	. VALVE, throttle (L.H)	#20	1	1			
	204-14113-20	. VALVE, throttle (R.H)	#2.0	1	1			
11-23	156-14116-03	. NEEDLE	4D3-3	2	2			
11-24	137-14137-00	. CLIP		2	2			
11-25	246-14132-00	. STOPPER, cable		2	2			
11-26	204-14131-00	. SPRING, throttle valve		2	2			
11-27	802-14158-00	. TOP, mixing chamber		2	2			
11-28	127-14124-20	. SCREW, wire adjusting	20l	2	2			
11-29	802-14161-00	. NUT, wire adjusting		2	2			
11-30	8-2-14169-00	. CAP		2	2			
11-31	132-14171-00	. PLUNGER, starter		2	2			
11-32	156-14135-00	. SPRING, plunger		2	2			
11-33	132-14179-00	. WASHER, starter lever		2	2			

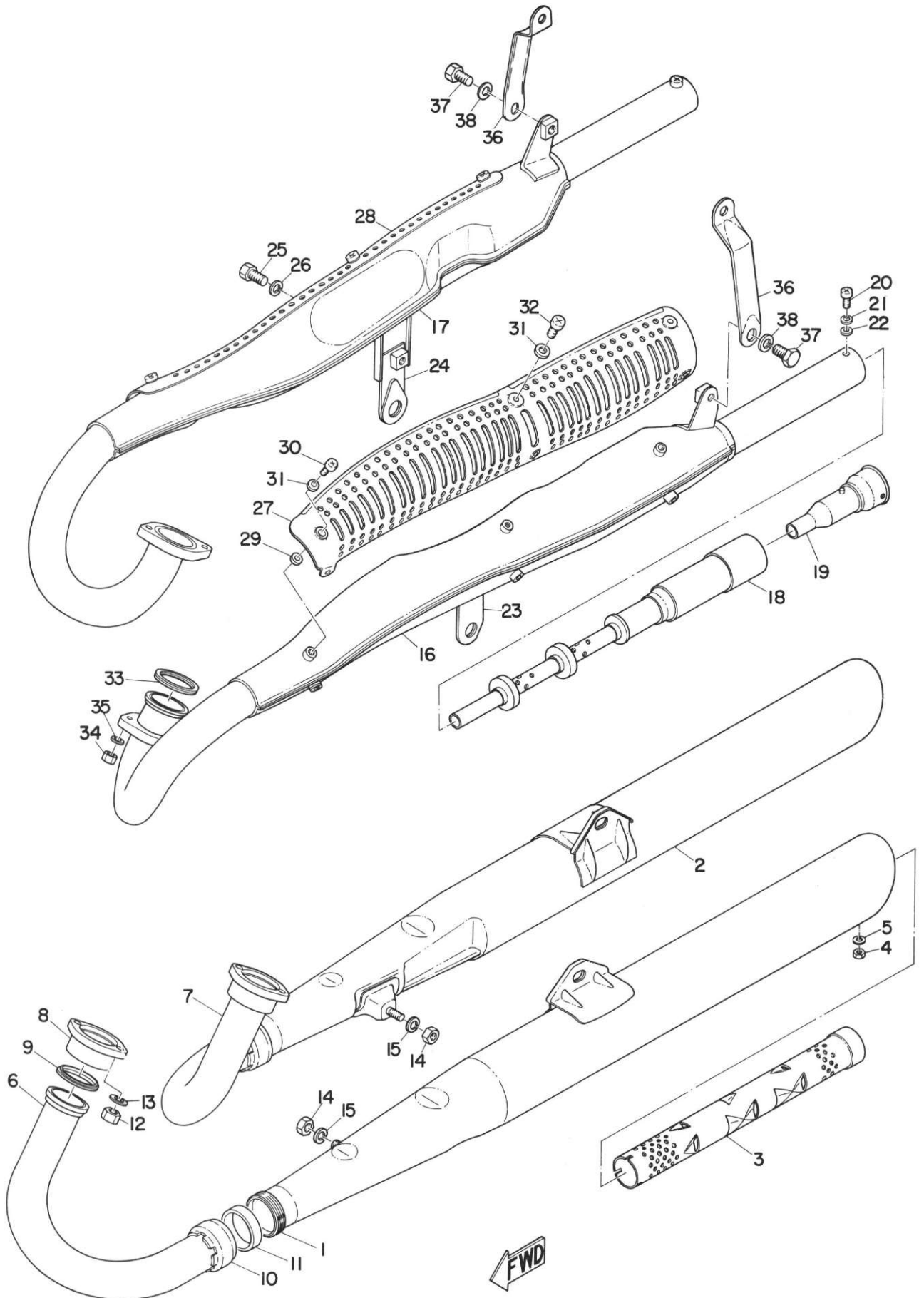
Fig. 11 CARBURETOR



CARBURETOR

Ref No.	Parts No.	Parts Name	Description	Q'ty		S·R	Remarks
				DS6	DS6C		
11-34	802-14174-00	. CAP, plunger		2	2		
11-35	802-14173-00	. COVER, plunger cap		2	2		
11-36	802-14175-00	. LEVER, starter (L.H)	(ISO)	1	1		
11-37	193-14486-00	. SCREW, rod	(ISO)	1	1		(L.H)
11-38	170-14178-00	. PLATE, starter lever		1	1		(L.H)
11-39	170-14176-00	. LEVER, starter (R.H)		1	1		
11-40	170-14177-00	. ROD, starter lever		1	1		(R.H)
11-41	91402-12006	. PIN, cotter		1	1		(R.H)
11-42	132-14146-00	. PLATE		2	2		
11-43	183-14197-00	. PIPE, air vent	100ℓ	2	2		

Fig. 12 MUFFLER

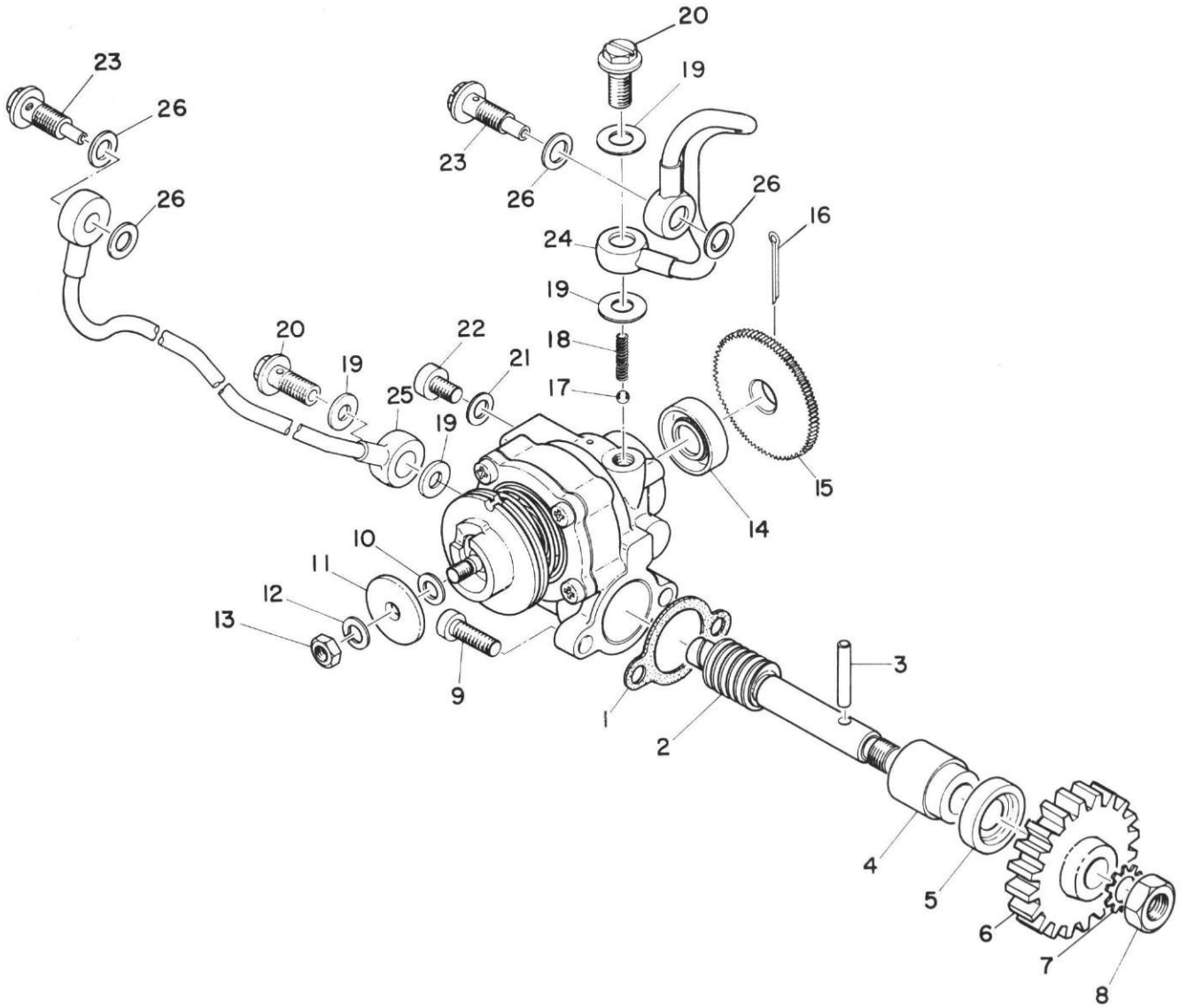


MUFFLER

Ref No.	Parts No.	Parts Name	Description	Q'ty		S·R	Remarks
				DS6	DS6C		
12- 1	171-14710-00	MUFFLER ASS'Y (L.H)	(ISO)	1			
12- 2	171-14720-00	MUFFLER ASS'Y (R.H)	(ISO)	1			
12- 3	171-14753-01	. SILENCER	(ISO)	2			
12- 4	98802-05100	. NUT	(ISO)	2			
12- 5	92901-05100	. WASHER, spring		2			
12- 6	246-14611-00	PIPE, exhaust (L.H)		1			
12- 7	246-14621-00	PIPE, exhaust (R.H)		1			
12- 8	248-14612-30	NUT, ring		2			
12- 9	152-14613-00	GASKET, exhaust pipe		2			
12-10	137-14713-00	NUT, muffler joint		2			
12-11	171-14714-00	GASKET, muffler joint		2			
12-12	98803-08100	NUT	(ISO)	4			
12-13	92901-08100	WASHER, spring		4			
12-14	98801-08100	NUT	(ISO)	2			
12-15	92901-08100	WASHER, spring		2			
12-16	247-14610-30	EXHAUST PIPE ASS'Y (L.H)			1		
12-17	247-14620-30	EXHAUST PIPE ASS'Y (R.H)			1		
12-18	247-14753-30	. SILENCER			2		
12-19	222-14752-30	. PIPE, outlet			2		
12-20	168-14751-30	. SCREW, silencer			2		
12-21	92901-06100	. WASHER, spring			2		
12-22	92901-06200	. WASHER, plain			2		
12-23	247-14781-00	. STAY (4) (L.H)			1		
12-24	247-14782-00	. STAY (5) (R.H)			1		
12-25	97203-08018	. BOLT	(ISO)		2		
12-26	92903-08100	. WASHER, spring			2		
12-27	247-14718-30	PROTECTOR, muffler (L.H)			1		
12-28	247-14728-30	PROTECTOR, muffler (R.H)			1		
12-29	218-14766-10	WASHER, protector			4		
12-30	91903-06010	SCREW, pan head			4		
12-31	178-14766-00	WASHER, protector			12		
12-32	91903-06008	SCREW, pan head			8		
12-33	152-14613-00	GASKET, exhaust pipe			2		
12-34	98803-08100	NUT	(ISO)		4		
12-35	92801-08100	WASHER, spring			4		
12-36	222-14771-30	STAY, muffler			2		
12-37	97203-08015	BOLT	(ISO)		2		
12-38	92901-08100	WASHER, spring			2		



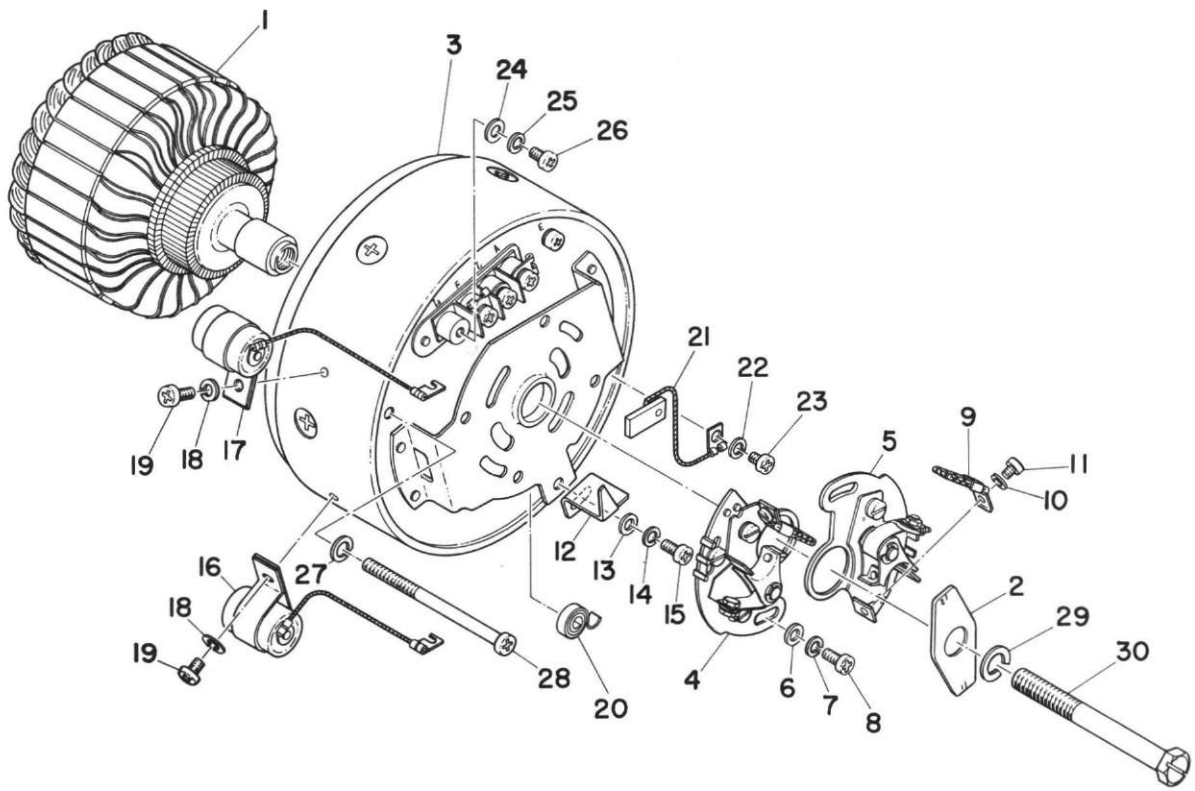
Fig. 13 OIL PUMP



OIL PUMP

Ref No.	Parts No.	Parts Name	Description	Q'ty		S·R	Remarks
				DS6	DS6C		
13- 1	126-13116-00	GASKET, pump case		1	1		
13- 2	170-13175-00	SHAFT, worm		1	1		
13- 3	93603-22028	PIN, dowel	3-22	1	1		
13- 4	137-13176-00	METAL, worm shaft		1	1		
13- 5	93101-10002	OIL SEAL	S-10-22-7	1	1		
13- 6	170-13178-00	GEAR, drive	20T	1	1		
13- 7	92901-08400	WASHER, tooth		1	1		
13- 8	98801-08300	NUT	(ISO)	1	1		
13- 9	92501-05015	SCREW, pan head	(ISO)	2	2		
13- 0-1	204-13101-00	OIL PUMP ASS'Y	(ISO)	1	1		
13-10	137-13137-00	. SHIM, plunger	5.8-10-0.1	1	1		
13-11	137-13138-01	. PLATE, adjusting	24-5	1	1		
13-12	92901-05100	. WASHER, spring		1	1		
13-13	98801-05200	. NUT	(ISO)	1	1		
13-14	93101-10001	. OIL SEAL	S-10-21-5	1	1		
13-15	137-13128-00	. PLATE, starter		1	1		
13-16	91401-12018	. PIN, cotter		1	1		
13-17	93505-32002	. BALL	5/32"	2	2		
13-18	137-13169-00	. SPRING, check ball		2	2		
13-19	137-13167-00	. GASKET, banjo (1)	6-13-0.5	4	4		
13-20	137-13165-00	. BOLT, banjo (1)		2	2		
13-21	137-13187-00	. GASKET, breather	4.2-8.5-0.5	1	1		
13-22	98501-04008	SCREW, pan head	(ISO)	1	1		
13-23	132-13166-00	BOLT, banjo		2	2		
13-24	204-13161-00	PIPE, delivery (L.H)		1	1		
13-25	204-13171-00	PIPE, delivery (R.H)		1	1		
13-26	137-13167-00	GASKET, banjo	6-13-0.5	4	4		

Fig. 14 D. C. GENERATOR



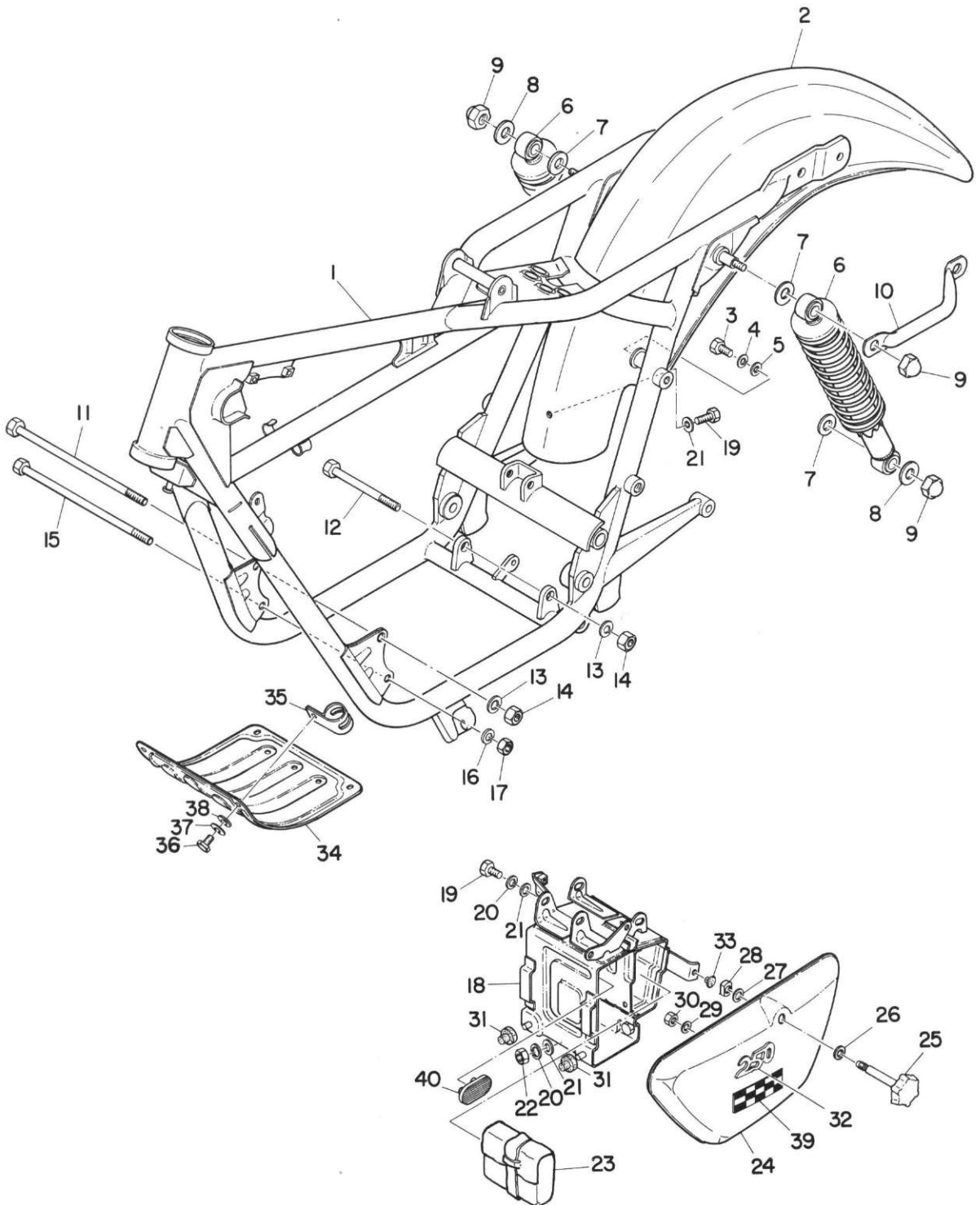
D. C. GENERATOR

Ref No.	Parts No.	Parts Name	Description	Q'ty		S·R	Remarks
				DS6	DS6C		
14- 0-1	246-81200-20	D. C. GENERATOR ASS'Y	(ISO)	1	1		
14- 1	246-81255-20	. ARMATURE		1	1		
14- 2	246-81254-20	. PLATE, cam		1	1		
14- 3	246-81210-20	. STATOR ASS'Y	(ISO)	1	1		
14- 4	169-81121-22	. . CONTACT BREAKER ASS'Y (L.H)	(ISO)	1	1		
14- 5	169-81122-22	. . CONTACT BREAKER ASS'Y (R.H)	(ISO)	1	1		
14- 6	92902-04200	. . WASHER, plain		4	4		
14- 7	92902-04100	. . WASHER, spring		4	4		
14- 8	98502-04008	. . SCREW, pan head	(ISO)	4	4		
14- 9	168-81231-20	. . LUBRICATOR		2	2		
14-10	92902-03100	. . WASHER, spring		2	2		
14-11	98502-03005	. . SCREW, pan head	(ISO)	2	2		
14-12	170-81232-20	. . PLATE, timing		1	1		
14-13	92902-04200	. . WASHER, plain		1	1		
14-14	92902-04100	. . WASHER, spring		1	1		
14-15	98502-04008	. . SCREW, pan head	(ISO)	1	1		
14-16	169-81126-20	. . CONDENSER (L.H)		1	1		
14-17	170-81225-20	. . CONDENSER (R.H)		1	1		
14-18	92902-04100	. . WASHER, spring		2	2		
14-19	98502-04008	. . SCREW, pan head	(ISO)	2	2		
14-20	131-81213-20	. . SPRING, brush		2	2		
14-21	131-81211-20	. . BRUSH		2	2		
14-22	92902-04100	. . WASHER, spring		2	2		
14-23	98502-04005	. . SCREW, pan head	(ISO)	2	2		
14-24	92902-04200	. . WASHER, plain		5	5		
14-25	92902-04100	. . WASHER, spring		5	5		
14-26	98502-04005	. . SCREW, pan head	(ISO)	5	5		
14-27	92902-05100	. WASHER, spring		2	2		
14-28	168-81235-21	. SCREW, stator	(ISO)	2	2		
14-29	92901-08100	. WASHER, spring		1	1		
14-30	168-81252-20	. BOLT		1	1		

CHASSIS



Fig. 15 FRAME, REAR CUSHION & REAR FENDER

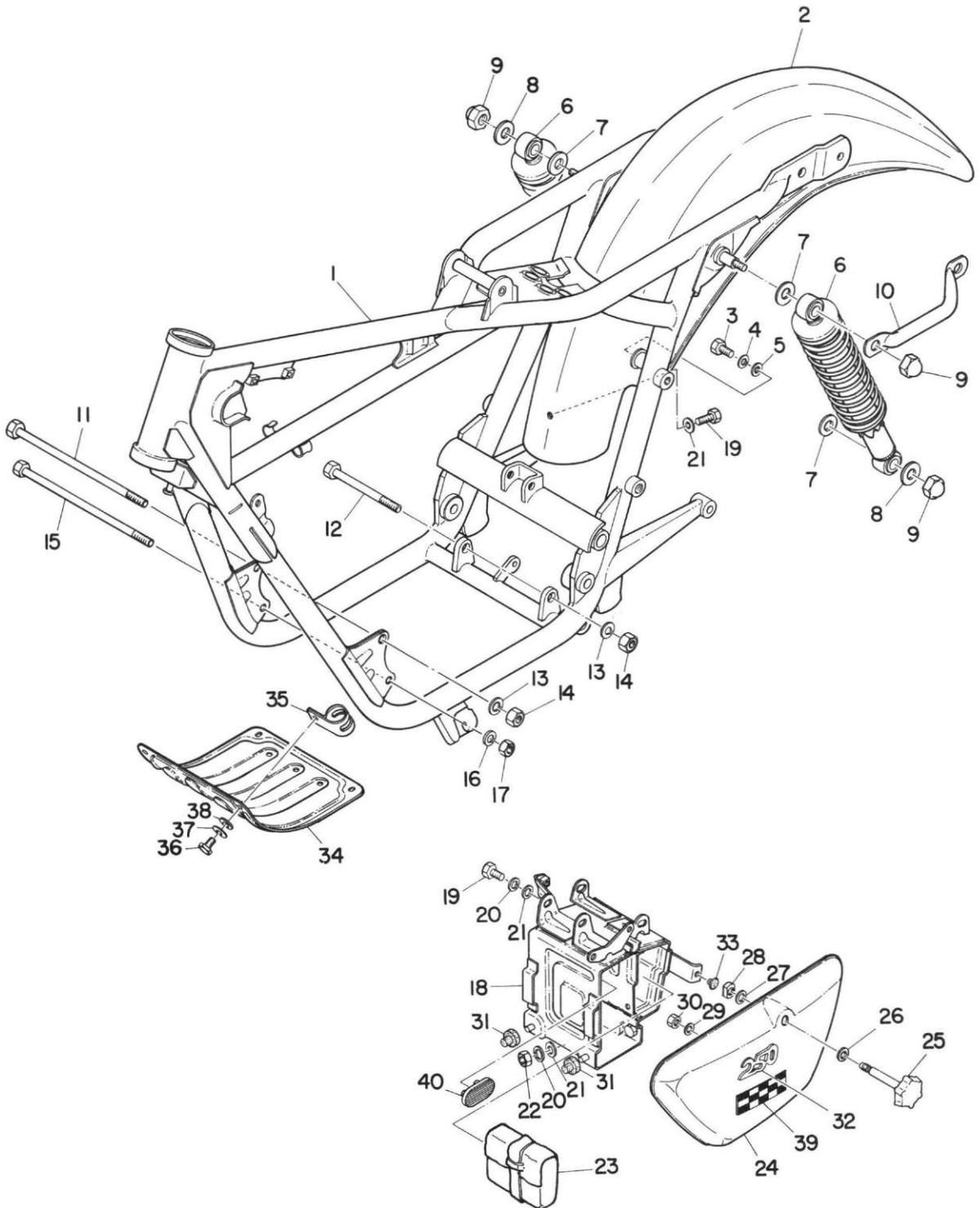


FRAME, REAR CUSHION & REAR FENDER

Ref No.	Parts No.	Parts Name	Description	Q'ty		S · R	Remarks
				DS6	DS6C		
15- 1	246-21110-00-33	FRAME COMP	(ISO)	1			
	247-21110-00-33	FRAME COMP	(ISO)		1		
15- 2	170-21610-00	REAR FENDER COMP		1	1		
15- 3	97201-08015	BOLT	(ISO)	2	2		
15- 4	92901-08100	WASHER, spring		2	2		
15- 5	92901-08200	WASHER, plain		2	2		
15- 6	156-22210-01-23	REAR CUSHION ASS'Y		2			
	157-22210-00	REAR CUSHION ASS'Y			2		
15- 7	135-22243-00	WASHER, rear cushion	14.8-27-2	4	4		
15- 8	136-22243-00	WASHER, rear cushion	10.5-27-2	3	3		
15- 9	92803-10700	NUT, crown		4	4		
15-10	168-21165-00	HANDLE, standing		1	1		
15-11	246-21481-00	BOLT, engine mounting (1)		1	1		
15-12	156-21483-00	BOLT, engine rear under		1	1		
15-13	92901-10100	WASHER, spring		2	2		
15-14	92801-10100	NUT		2	2		
15-15	246-21482-00	BOLT, engine mounting (2)	(ISO)	1	1		
15-16	92901-08100	WASHER, spring		1	1		
15-17	98801-08100	NUT	(ISO)	1	1		
15-18	246-21170-00-33	BOX COMP.		1	1		
15-19	97201-08015	BOLT	(ISO)	5	5		
15-20	92901-08100	WASHER, spring		5	5		
15-21	92901-08200	WASHER, plain		6	6		
15-22	98801-08100	NUT	(ISO)	1	1		
15-23	171-28100-01	TOOL ASS'Y	(ISO)	1	1		☆
15-24	246-21711-00-01	COVER, side		1			Adrian Blue
	246-21711-00-02	COVER, side		1			Brilliant Red
	246-21711-00-04	COVER, side			1		Californian Orange
	246-21711-00-05	COVER, side			1		Candy Green
15-25	246-21714-00	KNOB, side cover		1	1		
15-26	122-21725-00	WASHER, special		1	1		
15-27	156-21729-00	DAMPER, side cover clamp		1	1		
15-28	136-21713-00	NUT, latch clamp		1	1		
15-29	174-28316-00	DAMPER, emblem		4	4		
15-30	116-28317-00	NUT		4	4		
15-31	174-21746-00	BUSHING, rubber		4	4		
15-32	170-21786-00	EMBLEM, side cover		1	1		
15-33	141-21717-00	DAMPER, side cover		2	2		



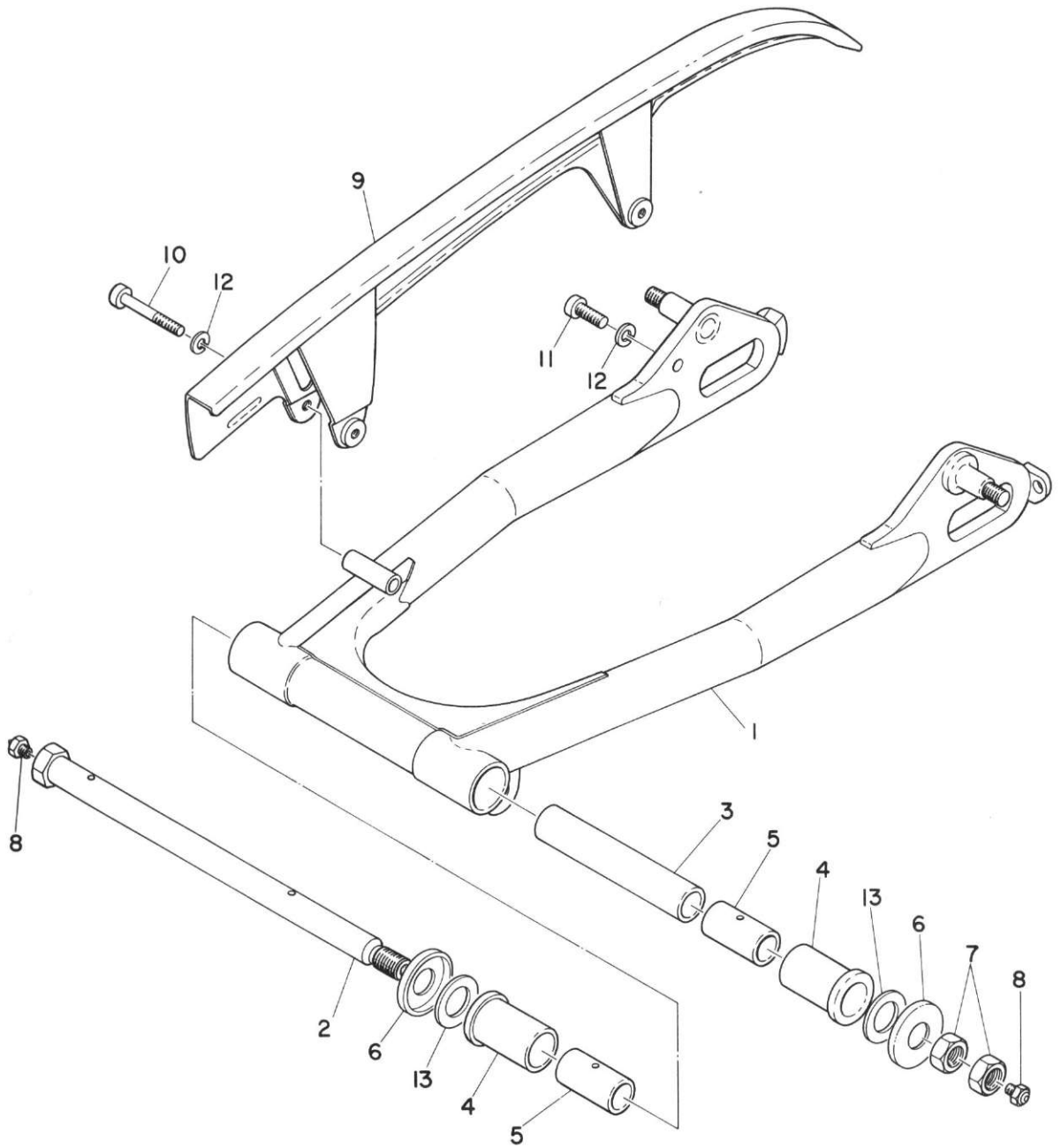
Fig. 15 FRAME, REAR CUSHION & REAR FENDER



FRAME, REAR CUSHION & REAR FENDER

Ref No.	Parts No.	Parts Name	Description	Q'ty		S · R	Remarks
				DS6	DS6C		
15-34	157-21471-00	PROTECTOR, engine			1		
15-35	247-21433-00-33	BRACKET, protector			4		
15-36	91201-06015	BOLT			4		
15-37	92901-06100	WASHER, spring			4		
15-38	92901-06200	WASHER, plain			4		
15-39	193-21787-60	EMBLEM, checker flag		1	1		
15-40	156-82121-00	PAD, battery		1	1		

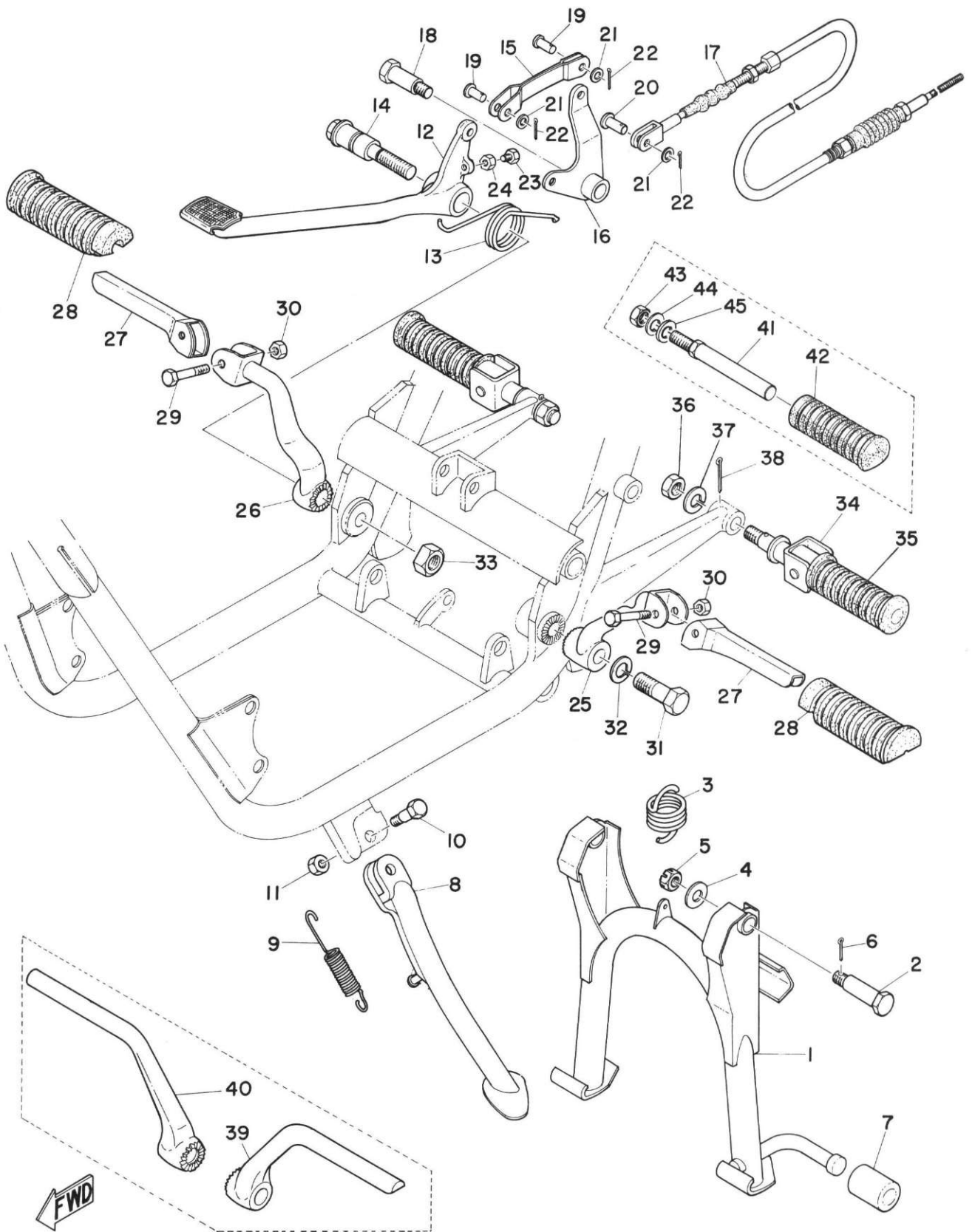
Fig. 16 REAR ARM & CHAIN CASE



REAR ARM & CHAIN CASE

Ref No.	Parts No.	Parts Name	Description	Q'ty		S·R	Remarks
				DS6	DS6C		
16- 1	171-22110-00-33	REAR ARM COMP.		1	1		
16- 2	156-22141-00	SHAFT, pivot	(ISO)	1			
	222-22141-00	SHAFT, pivot	(ISO)		1		
16- 3	150-22126-00	COLLAR, distance		1	1		
16- 4	148-22123-00	BUSHING (1)		2	2		
16- 5	150-22124-00	BUSHING (2)		2	2		
16- 6	150-22128-00	COVER, thrust		2	2		
16- 7	169-22143-00	NUT, pivot shaft	(ISO)	2	2		
16- 8	93700-06001	NIPPLE, grease		2	2		
16- 9	156-22311-01	CASE, chain		1	1		
16-10	92503-06045	SCREW, pan head		1	1		
16-11	92503-06018	SCREW, pan head		1	1		
16-12	92901-06100	WASHER, spring		2	2		
16-13	156-22127-00	SHIM, rear arm	26-34-0.3	U.R	U.R		

Fig. 17 STAND, FOOT REST & REAR BRAKE PEDAL

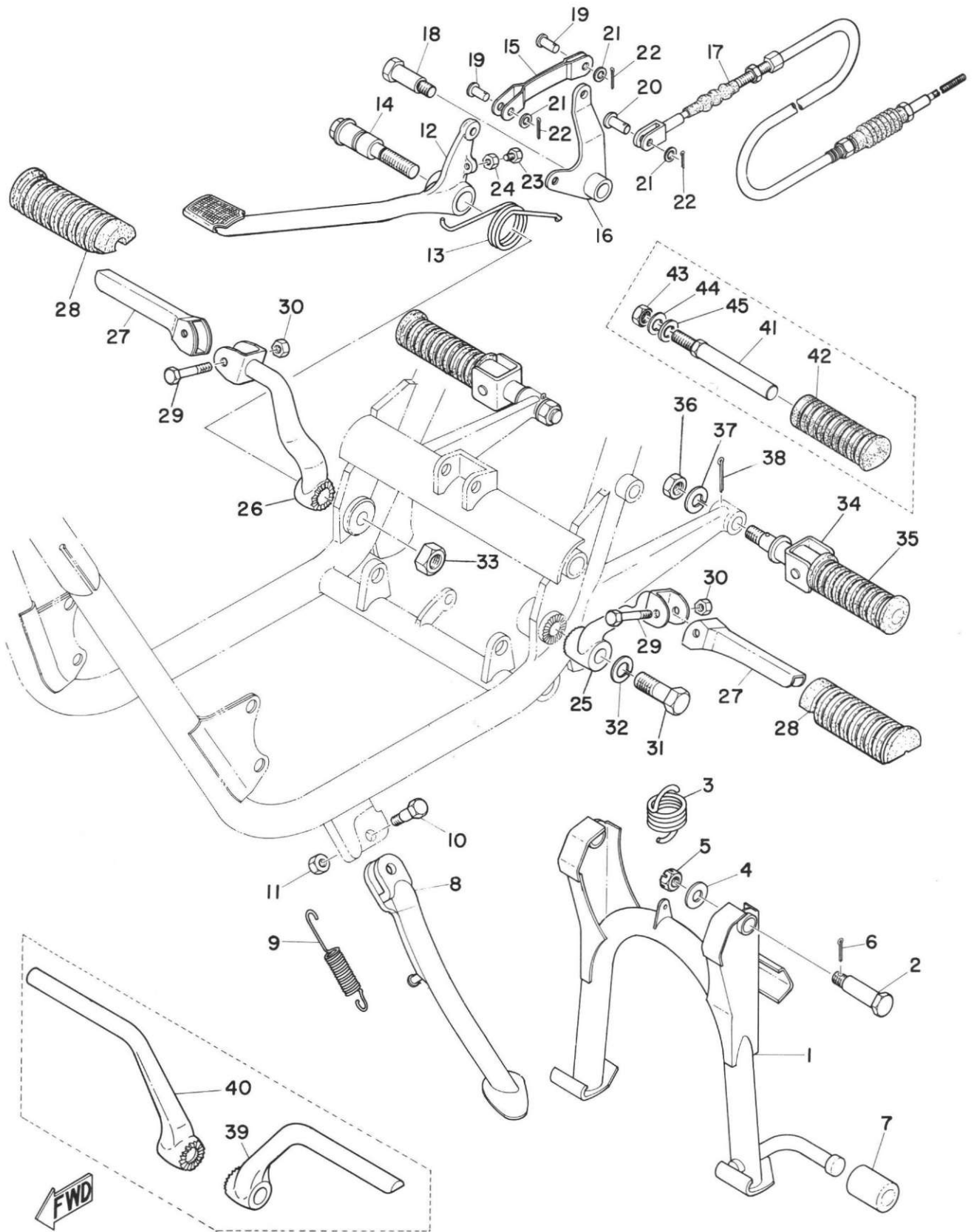


STAND, FOOT REST & REAR BRAKE PEDAL

Ref No.	Parts No.	Parts Name	Description	Q'ty		S·R	Remarks
				DS6	DS6C		
17- 1	156-271111-02-33	STAND, main		1			
	157-271111-00-33	STAND, main			1		
17- 2	156-271117-00	BOLT, main stand		2	2		
17- 3	156-271116-01	SPRING, main stand		1	1		
17- 4	92902-10200	WASHER, plain		2	2		
17- 5	92802-10500	NUT, slotted		2	2		
17- 6	91402-20022	PIN, cotter		2	2		
17- 7	156-271114-00	STOPPER, main stand		1			
	157-271114-00	STOPPER, main stand			1		
17- 8	246-273111-00-33	STAND, side		1			
	247-273111-00-33	STAND, side			1		
17- 9	150-27316-00	SPRING, side stand		1	1		
17-10	146-27317-00	BOLT, side stand		1	1		
17-11	98802-08300	NUT	ISO	1	1		
17-12	169-27211-00	PEDAL, brake		1	1		
17-13	156-27216-00	SPRING, brake pedal		1	1		
17-14	204-27212-00	SHAFT, brake	ISO	1	1		
17-15	156-27224-00	BAR, pedal link		1	1		
17-16	156-27215-00	LINK, pedal link		1	1		
17-17	246-26351-00	WIRE, rear brake		1			
	247-26351-00	WIRE, rear brake			1		
17-18	169-27217-00	BOLT, link lever		1	1		
17-19	156-27229-00	PIN, link joint (2)		2	2		
17-20	156-27228-00	PIN, link joint (1)		1	1		
17-21	156-27226-00	WASHER, pedal link	8.2-13-0.6	3	3		
17-22	91401-20012	PIN, cotter		3	3		
17-23	91201-06020	BOLT		1	1		
17-24	92801-06300	NUT		1	1		
17-25	172-27412-00-33	BRACKET, foot rest (L.H)			1		
17-26	157-27422-00-33	BRACKET, foot rest (R.H)			1		
17-27	157-27411-00	FOOT REST			2		
17-28	156-27413-00	COVER, foot rest		2	2		
17-29	172-27416-00	BOLT			2		
17-30	98801-08300	NUT	ISO		2		
17-31	97101-12040	BOLT	ISO	1	1		
17-32	92901-12100	WASHER, spring		1	1		
17-33	98801-12300	NUT	ISO	1	1		
17-34	172-27430-00	REAR FOOT REST ASS'Y	ISO		2		



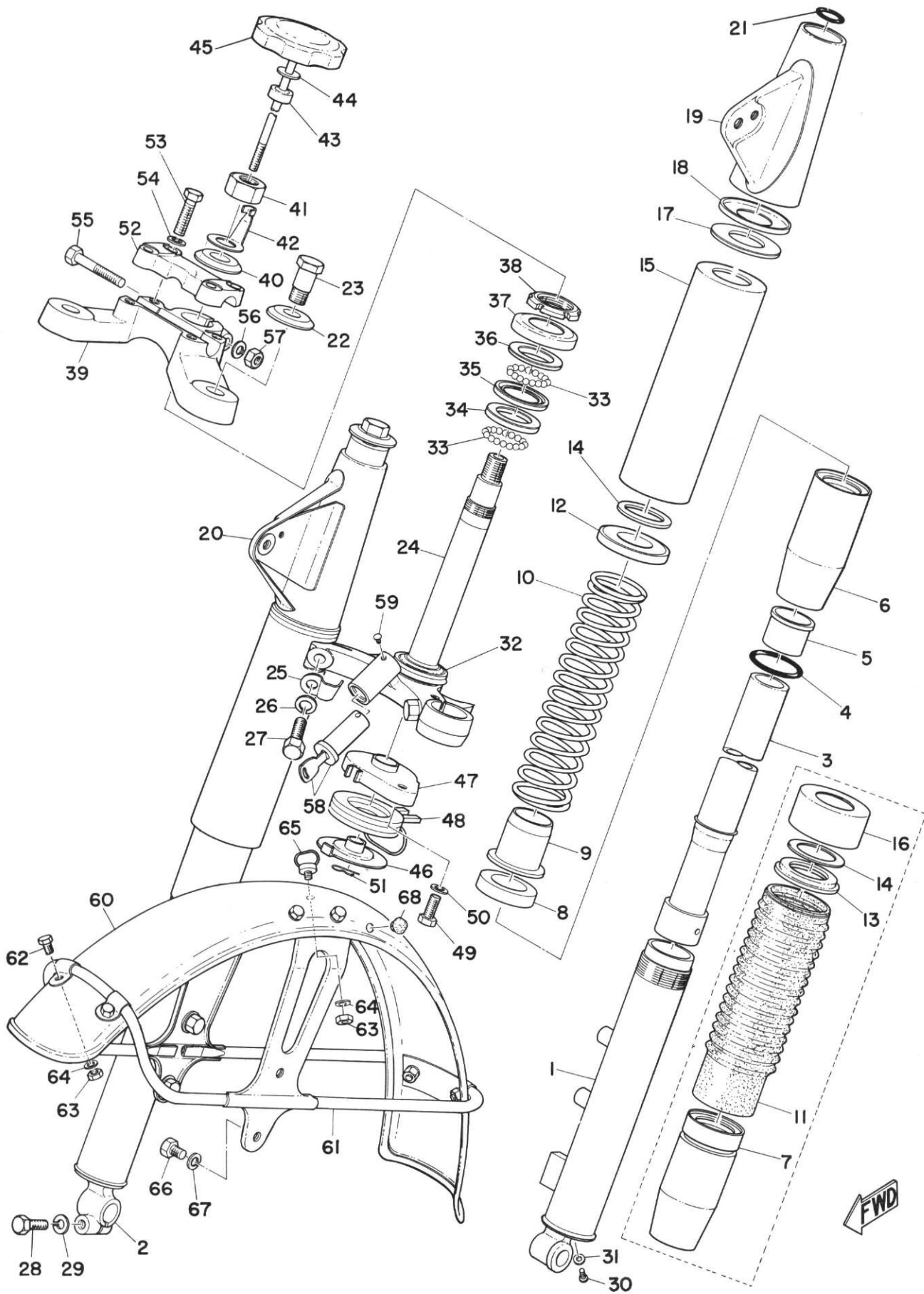
Fig. 17 STAND, FOOT REST & REAR BRAKE PEDAL



STAND, FOOT REST & REAR BRAKE PEDAL

Ref No.	Parts No.	Parts Name	Description	Q'ty		S · R	Remarks
				DS6	DS6C		
17-35	157-27433-00	. COVER, rear foot rest			2		
17-36	98801-12300	NUT	(ISO)		2		
17-37	92901-12100	WASHER, spring			2		
17-38	91401-40030	PIN, cotter			2		
17-39	170-27411-00	FOOT REST (L.H)			1		
17-40	156-27421-00	FOOT REST (R.H)			1		
17-41	169-27431-00	FOOT REST, rear			2		
17-42	156-27433-00	. COVER, rear foot rest			2		
17-43	92801-10300	NUT			2		
17-44	92901-10100	WASHER, spring			2		
17-45	92901-10200	WASHER, plain			2		

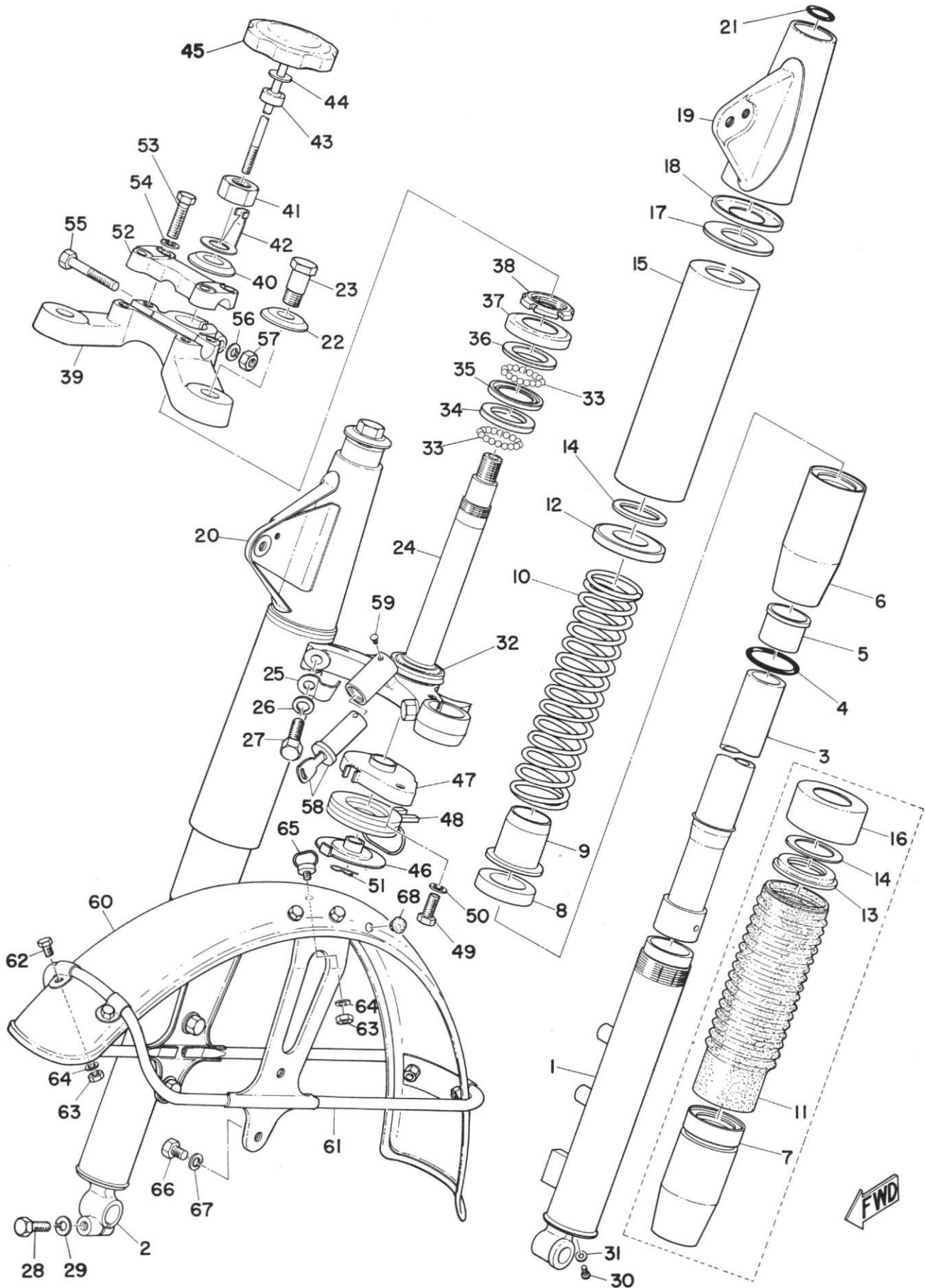
Fig. 18 FRONT FORK & FRONT FENDER



FRONT FORK & FRONT FENDER

Ref No.	Parts No.	Parts Name	Description	Q'ty		S-R	Remarks
				DS6	DS6C		
18- 0-1	246-23100-00-62	FRONT FORK ASS'Y	(ISO)	1			Adrain Blue
	246-23100-00-63	FRONT FORK ASS'Y	(ISO)	1			Brilliant Red
	247-23100-40-64	FRONT FORK ASS'Y	(ISO)		1		Candy Green
	247-23100-40-65	FRONT FORK ASS'Y	(ISO)		1		Californian Orange
18- 1	246-23126-00	. TUBE, outer (L.H)	(ISO)	1	1		
18- 2	246-23136-00	. TUBE, outer (R.H)	(ISO)	1	1		
18- 3	246-23124-00	. TUBE, inner		2	2		
18- 4	171-23147-01	. O-RING		2	2		
18- 5	171-23125-01	. METAL, slide		2	2		
18- 6	246-23127-00	. NUT, outer		2			
18- 7	204-23127-40	. NUT, outer			2		
18- 8	156-23145-00	. . OIL SEAL		2	2		
18- 9	171-23143-01	. SEAT, spring under		2	2		
18-10	246-23141-00	. SPRING, fork		2	2		
18-11	211-23191-40	. BOOT			2		
18-12	171-23142-01	. SEAT, spring upper		2			
18-13	204-23142-40	. SEAT, spring upper			2		
18-14	156-23146-00	. WASHER, oil seal		2	2		
18-15	171-23123-01-62	. COVER, under		2			Adrain Blue
	171-23123-01-63	. COVER, under		2			Brilliant Red
18-16	247-23122-60	. COVER, outer (L.H)			1		
	247-23132-60	. COVER, outer (R.H)			1		
18-17	171-23163-01	. PACKING (lamp stay)		2	2		
18-18	171-23116-01	. GUIDE, cover under		2	2		
18-19	246-23121-00-62	. COVER, upper (L.H)		1			Adrain Blue
	246-23121-00-63	. COFER, upper (L.H)		1			Brilliant Red
	246-23121-00-64	. COVER, upper (L.H)			1		Candy Green
	246-23121-00-65	. COVER, upper (L.H)			1		Californian Orange
18-20	246-23131-00-62	. COVER, upper (R.H)		1			Adrain Blue
	246-23131-00-63	. COVER, upper (R.H)		1			Brilliant Red
	246-23131-00-64	. COVER, upper (R.H)			1		Candy Green
	246-23131-00-65	. COVER, upper (R.H)			1		Californian Orange
18-21	156-23114-00	. PACKING (O-RING)		2	2		
18-22	246-23112-00	. WASHER, cap		2	2		
18-23	156-23111-01	. BOLT, cap		2	2		
18-24	246-23340-00-33	. UNDER BRACKET COMP.		1	1		
18-25	137-23318-00	. HOLDER, wire		1	1		
18-26	92901-10100	. WASHER, spring		2	2		

Fig. 18 FRONT FORK & FRONT FENDER



FWD

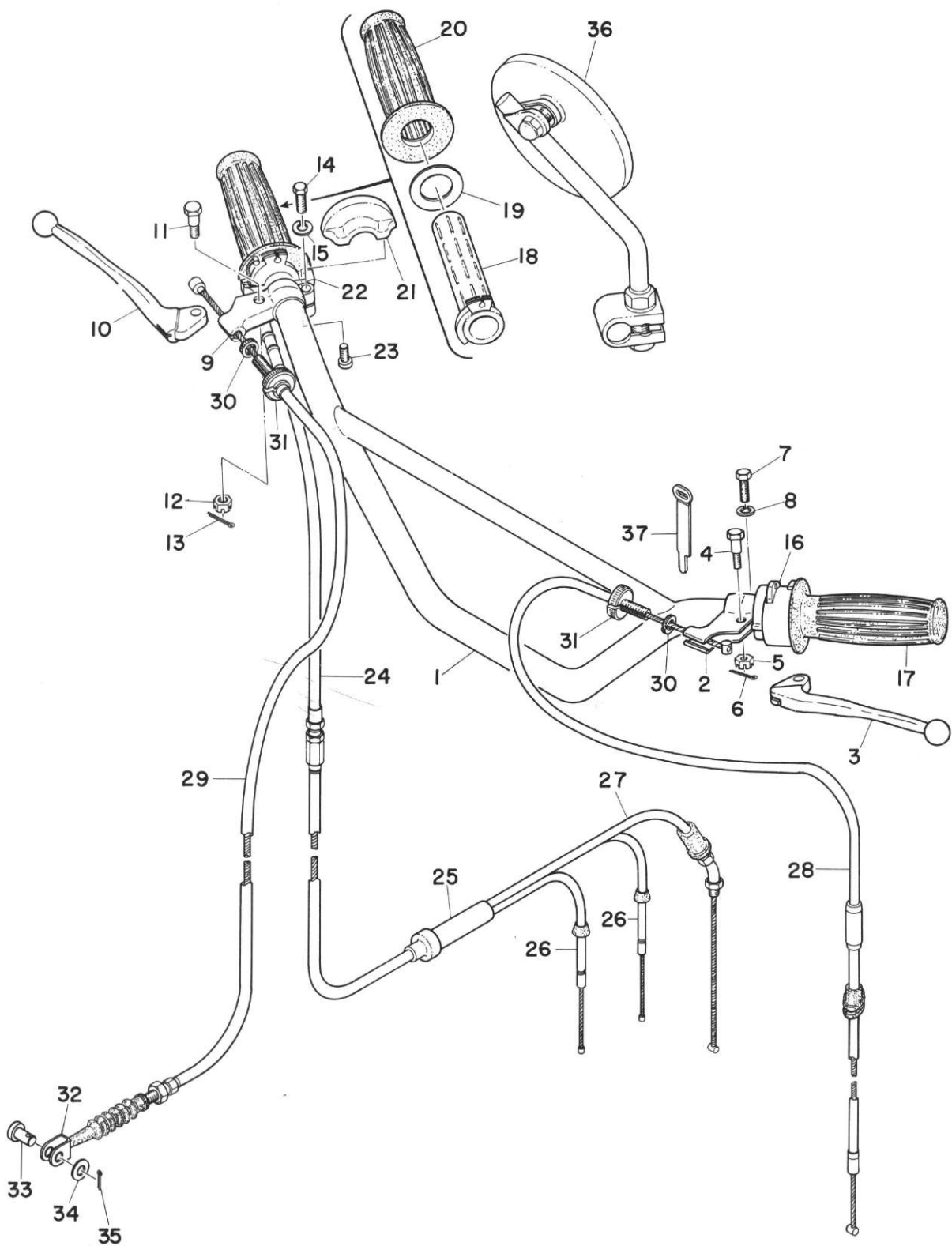
FRONT FORK & FRONT FENDER

Ref No.	Parts No.	Parts Name	Description	Q'ty		S·R	Remarks
				DS6	DS6C		
18-27	122-23346-00	. BOLT, under bracket		2	2		
18-28	97201-08030	. BOLT	(ISO)	1	1		
18-29	92901-08100	. WASHER, spring		1	1		
18-30	122-23119-01	. PLUG, drain	(ISO)	2	2		
18-31	122-23129-00	. GASKET, drain plug		2	2		
18-32	156-23411-00	. RACE, ball (1)		1	1		
18-33	93501-04004	BALL	1/4"	38	38		
18-34	156-23412-00	RACE, ball (2)		1	1		
18-35	183-23411-00	RACE, ball (1)		1	1		
18-36	183-23412-00	RACE, ball (2)		1	1		
18-37	136-23415-00	COVER, ball race		1	1		
18-38	137-23454-00	NUT, fitting		1	1		
18-39	246-23435-00	CROWN, handle		1	1		
18-40	174-23443-00	WASHER, crown		1	1		
18-41	98803-16200	NUT	(ISO)	1	1		
18-42	246-23428-00	SPRING, damper		1	1		
18-43	141-23427-00	WASHER		1	1		
18-44	156-23418-00	WASHER, special		1	1		
18-45	183-23419-00	SHAFT, damper		1	1		
18-46	169-23421-00	PLATE, damper (1)		1	1		
18-47	169-23422-00	PLATE, damper (2)		1	1		
18-48	246-23423-00	PLATE, damper		1	1		
18-49	97201-08012	BOLT	(ISO)	1	1		
18-50	92901-08100	WASHER, spring		1	1		
18-51	156-83525-00	CLIP		1	1		
18-52	168-23441-00	HOLDER, handle upper		1	1		
18-53	97203-08035	BOLT	(ISO)	4	4		
18-54	92901-08100	WASHER, spring		4	4		
18-55	97203-08055	BOLT	(ISO)	1	1		
18-56	92901-08100	WASHER, spring		1	1		
18-57	98803-08200	NUT	(ISO)	1	1		
18-58	156-23480-00	STEERING LOCK ASS'Y		1	1		
18-59	156-21188-00	RIVET		1	1		
18-60	235-21510-00	FRONT FENDER COMP.		1	1		
18-61	235-21513-00	STAY, fender		1	1		
18-62	91203-06010	BOLT		8	8		
18-63	92801-C6200	NUT		9	9		
18-64	92901-06100	WASHER, spring		9	9		

FRONT FORK & FRONT FENDER

Ref No.	Parts No.	Parts Name	Description	Q'ty		S·R	Remarks
				DS6	DS6C		
18-65	152-21518-00	HOLDER, wire		1	1		
18-66	97201-08012	BOLT	(ISO)	4	4		
18-67	92901-08100	WASHER, spring		4	4		
18-68	170-21746-00	DAMPER, cleaner stop		1	1		

Fig. 19 HANDLE & WIRE

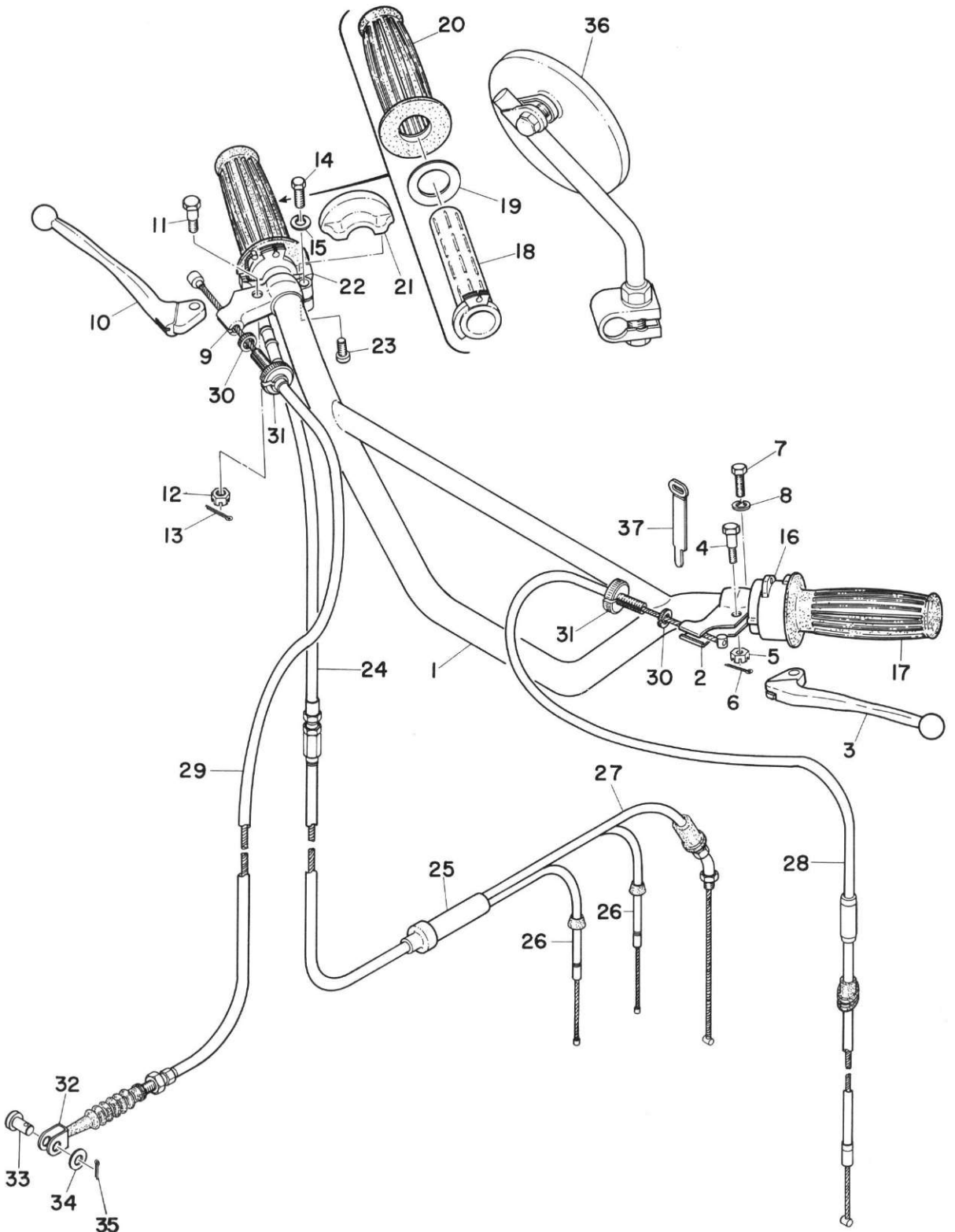


FWD

HANDLE & WIRE

Ref No.	Parts No.	Parts Name	Description	Q'ty		S·R	Remarks
				DS6	DS6C		
19- 1	156-26111-00	HANDLE	S. T. D	1			
	156-26111-10	HANDLE	UP	1			
	156-26111-20	HANDLE	BAR	1			
	236-26111-00	HANDLE			1		
19- 0-1	214-82910-00	LEVER HOLDER ASS'Y (L.H)		1	1		
19- 2	214-82911-00	. HOLDER, lever (L.H)		1	1		
19- 3	214-83912-01	. LEVER (L.H)		1	1		
19- 4	214-83915-00	. SCREW, lever fitting		1	1		
19- 5	92802-06500	. NUT, slotted		1	1		
19- 6	91401-12015	. PIN, cotter		1	1		
19- 7	91203-06020	. BOLT		1	1		
19- 8	92901-06100	. WASHER, spring		1	1		
19- 0-2	233-82920-00	LEVER HOLDER ASS'Y (R.H)		1	1		
19- 9	233-82921-30	. HOLDER, lever (R.H)		1	1		
19-10	233-83922-31	. LEVER (R.H)		1	1		
19-11	214-83915-00	. SCREW, lever fitting		1	1		
19-12	92802-06500	. NUT, slotted		1	1		
19-13	91401-12015	. PIN, cotter		1	1		
19-14	91203-06020	. BOLT		1	1		
19-15	92901-06100	. WASHER, spring		1	1		
19-16	235-83972-00	SWITCH, handle (4)	(ISO)	1	1		
19-17	235-26241-00	GRIP (L.H)		1	1		
19-18	214-26243-00	TUBE, guide		1	1		
19-19	150-26249-00	RING, leaf		1	1		
19-20	235-26242-00	GRIP (R.H)		1	1		
19-21	235-26281-00	CAP, grip upper	(ISO)	1	1		
19-22	235-26282-00	CAP, grip under		1	1		
19-23	98501-05018	SCREW, pan head	(ISO)	2	2		
19-24	235-26311-01	WIRE, throttle (1)	S. T. D	1	1		
	235-26311-11	WIRE, throttle (1)	UP	1			
	235-26311-21	WIRE, throttle (1)	BAR	1			
19-25	156-26261-01	CYLINDER, wire		1			
19-26	246-26312-00	WIRE, throttle (2)		2	1		
19-27	246-26321-00	WIRE, pump		1	2		
	247-26321-00	WIRE, pump			1		
19-28	246-26335-00	WIRE, clutch	S. T. D	1			
	246-26335-10	WIRE, clutch	UP	1			
	246-26335-20	WIRE, clutch	BAR	1			

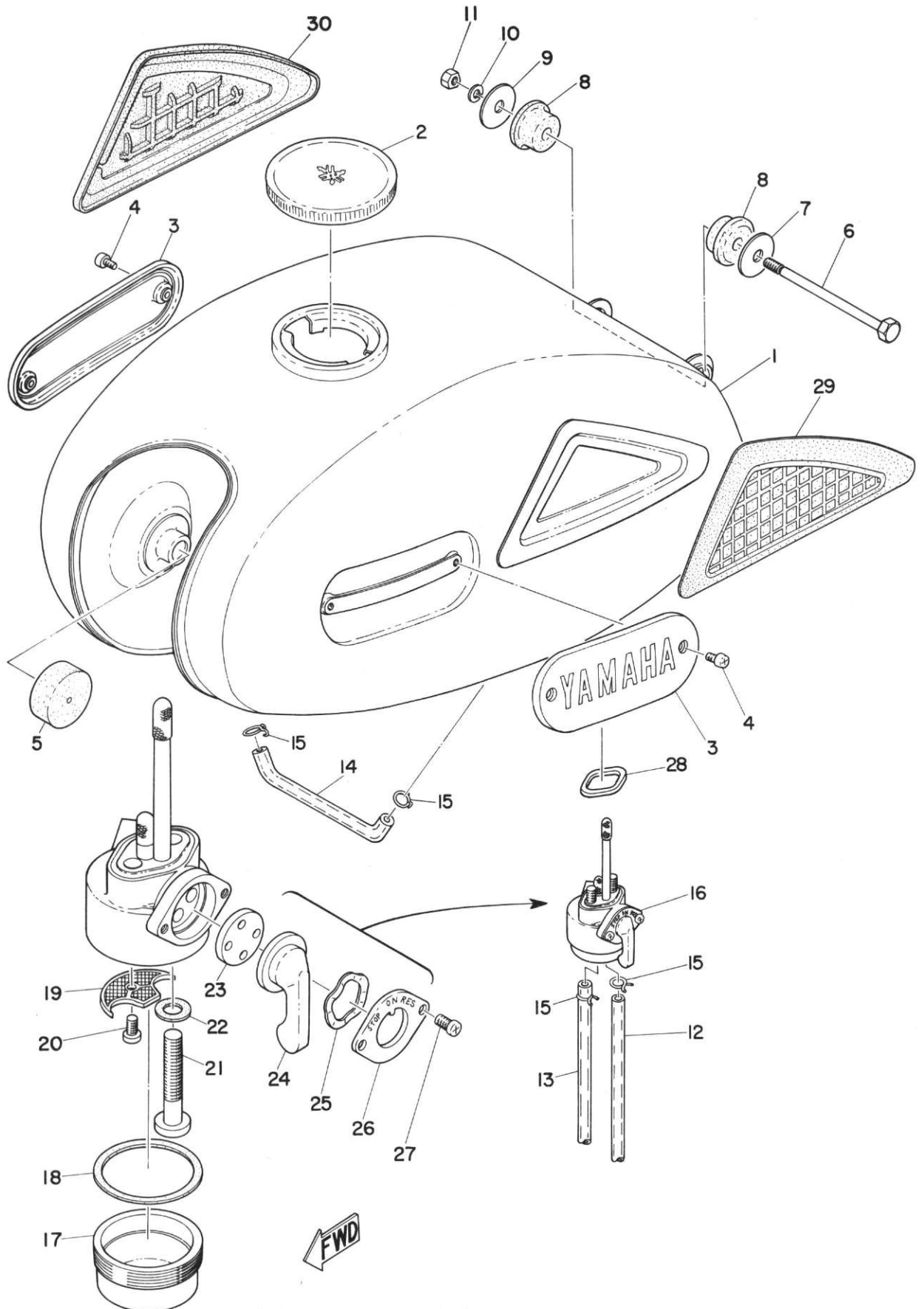
Fig. 19 HANDLE & WIRE



HANDLE & WIRE

Ref No.	Parts No.	Parts Name	Description	Q'ty		S·R	Remarks
				DS6	DS6C		
	247-26335-00	WIRE, clutch			1		
19-29	235-26341-30	WIRE, brake front	S. T. D	1	1		
	235-26341-10	WIRE, brake front	UP	1			
	235-26341-20	WIRE, brake front	BAR	1			
19-30	168-26344-00	NUT, adjusting		2	2		
19-31	214-26346-00	BOLT, adjusting		2	2		
19-32	156-26347-00	JOINT, wire		1	1		
19-33	156-27229-00	PIN, joint		1	1		
19-34	156-27226-00	WASHER, special		1	1		
19-35	91401-20012	PIN, cotter		1	1		
19-36	169-26290-00	BACK MIRROR ASS'Y	(ISO)	1	1		
19-37	168-83936-01	BAND, switch cord		2	2		

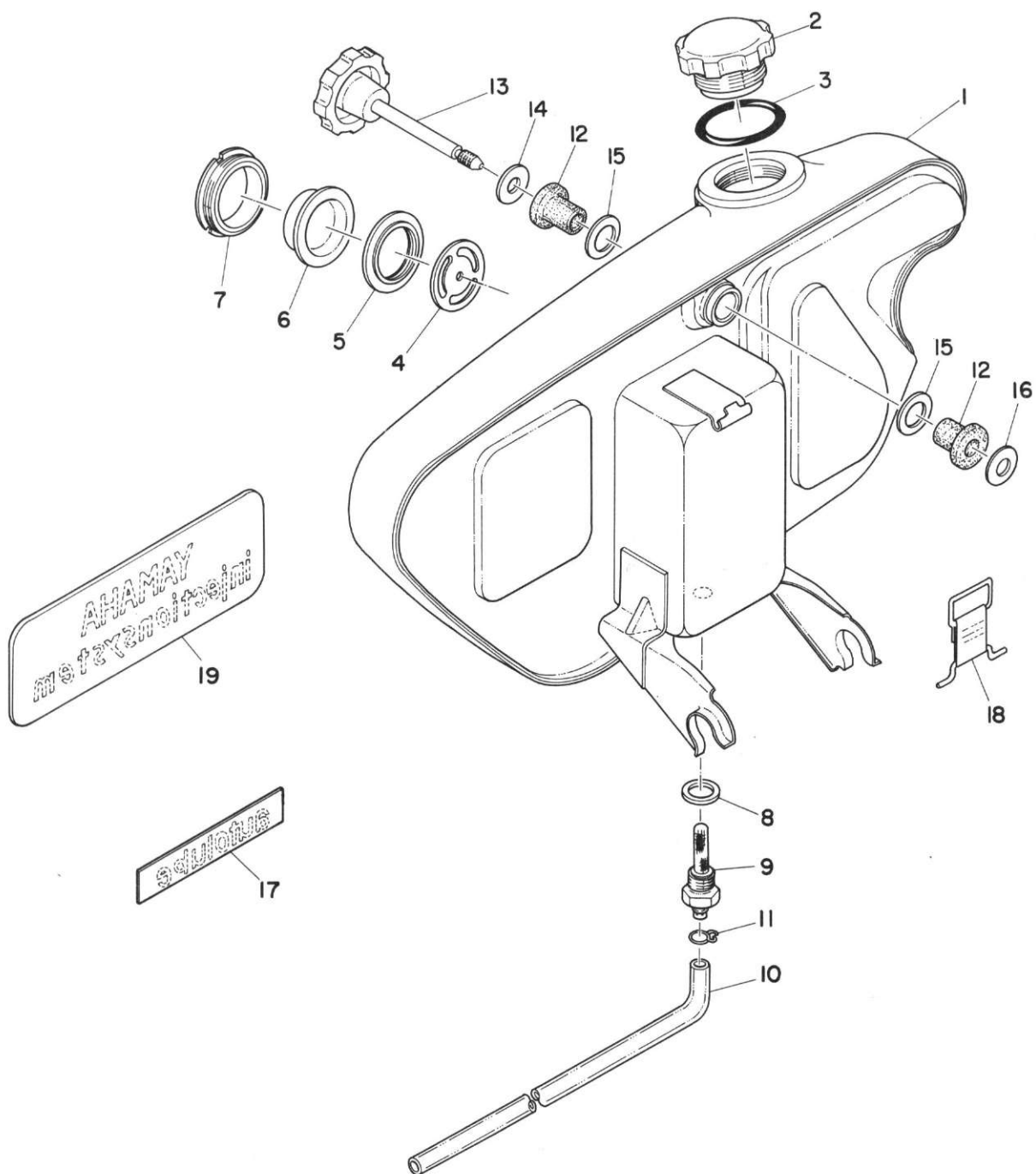
Fig. 20 FUEL TANK



FUEL TANK

Ref No.	Parts No.	Parts Name	Description	Q'ty		S·R	Remarks
				DS6	DS6C		
20- 1	246-24110-00-01	FUEL TANK COMP.	ISO	1			Adrian Blue
	246-24110-00-02	FUEL TANK COMP.	ISO	1			Bri;;iant Red
	246-24110-00-03	FUEL TANK COMP.	ISO		1		Californian Orange
	246-24110-00-04	FUEL TANK COMP.	ISO		1		Candy Green
20- 2	137-24610-00	TANK CAP ASS'Y		1	1		
20- 3	211-24161-00	EMBLEM, fuel tank		2	2		
20- 4	98501-04008	SCREW, pan head	ISO	4	4		
20- 5	156-24181-00	DAMPER, tank locating		2	2		
20- 6	168-24176-00	BOLT, tank fitting		1	1		
20- 7	156-24186-00	WASHER, special (1)		8-26-2	1	1	
20- 8	156-24182-00	DAMPER, fuel tank		2	2		
20- 9	156-24187-00	WASHER, special (2)		6-26-2	1	1	
20-10	92901-06100	WASHER, spring		1	1		
20-11	92801-06100	NUT		1	1		
20-12	132-24311-00	PIPE, fuel (L.H)		1	1		
20-13	174-24312-00	PIPE, fuel (R.H)		1	1		
20-14	168-24312-00	PIPE, fuel (2)		2	2		
20-15	101-24356-00	CLIP, pipe		8	8		
20-16	168-24500-01	FUEL COCK ASS'Y	ISO	1	1		
20-17	168-24521-00	. CUP, filter		1	1		
20-18	168-24522-00	. GASKET, filter		1	1		
20-19	168-24515-00	. NET, filter		1	1		
20-20	98501-03006	. SCREW, pan head	ISO	1	1		
20-21	92501-06035	. SCREW, pan head		2	2		
20-22	137-24513-00	. GASKET		6-10-1	2	2	
20-23	137-24523-00	. VALVE		1	1		
20-24	168-24524-00	. LEVER, cock		1	1		
20-25	132-24518-00	. WASHER, wave		1	1		
20-26	132-24525-00	. PLATE, lever fitting		1	1		
20-27	98501-03006	. SCREW, pan head	ISO	2	2		
20-28	168-24512-00	. GASKET, body		1	1		
20-29	246-24171-00	GRIP, knee (L.H)		1	1		
20-30	246-24172-00	GRIP knee (R.H)		1	1		

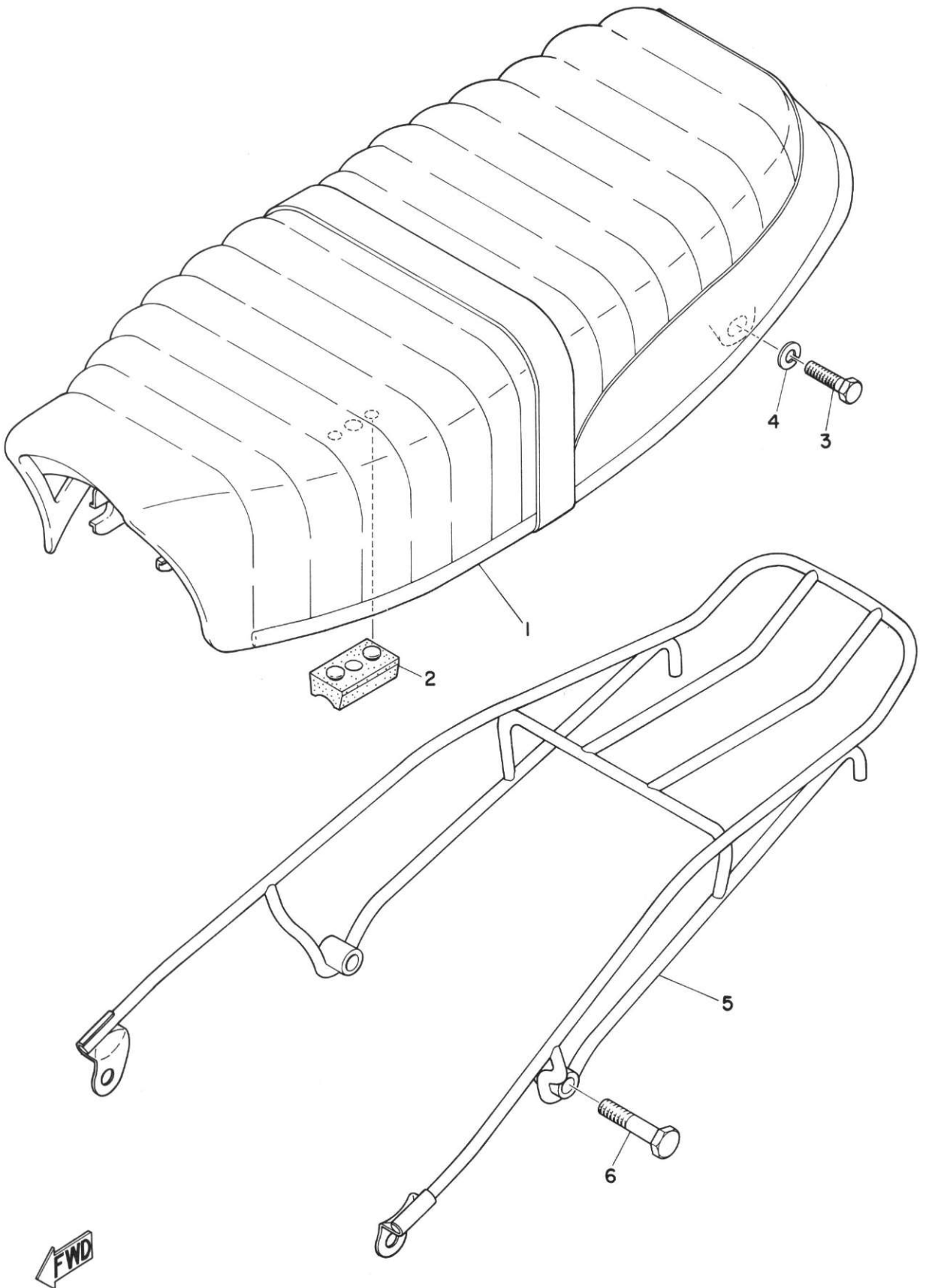
Fig. 21 OIL TANK



OIL TANK

Ref No.	Parts No.	Parts Name	Description	Q'ty		S·R	Remarks
				DS6	DS6C		
21- 1	246-21751-00-01	TANK, oil		1			Adrian Blue
	246-21751-00-02	TANK, oil		1			Brilliant Red
	246-21751-00-04	TANK, oil			1		Californian Orange
	246-21751-00-05	TANK, oil			1		Candy Green
21- 2	183-21771-10-05	CAP, oil tank		1	1		
21- 3	214-21772-00	GASKET, cap		1	1		
21- 4	137-21761-00	GAUGE, level		1	1		
21- 5	137-21763-00	GASKET, level gauge		1	1		
21- 6	137-21764-00	LENS, level gauge		1	1		
21- 7	137-21762-00	NUT, level gauge		1	1		
21- 8	137-21767-00	GASKET, union		1	1		
21- 9	137-21768-01	SCREW, union		1	1		
21-10	170-21766-00	PIPE, oil		1	1		
21-11	101-24356-00	CLIP, fuel pipe		1	1		
21-12	246-21746-00	DAMPER, oil tank		2	2		
21-13	246-21714-00	KNOB, side cover		1	1		
21-14	116-28324-00	WASHER, leg shield (2)	6.5-20-16	1	1		
21-15	246-21758-00	WASHER, special (2)	13-20-1	2	2		
21-16	246-21713-00	NUT, latch clamp		1	1		
21-17	137-21781-00	EMBLEM, autolube		1	1		
21-18	174-21776-00	BAND, tank fitting		1	1		
21-19	117-21782-00	EMBLEM, injection		1	1		

Fig. 22 SEAT & CARRIER

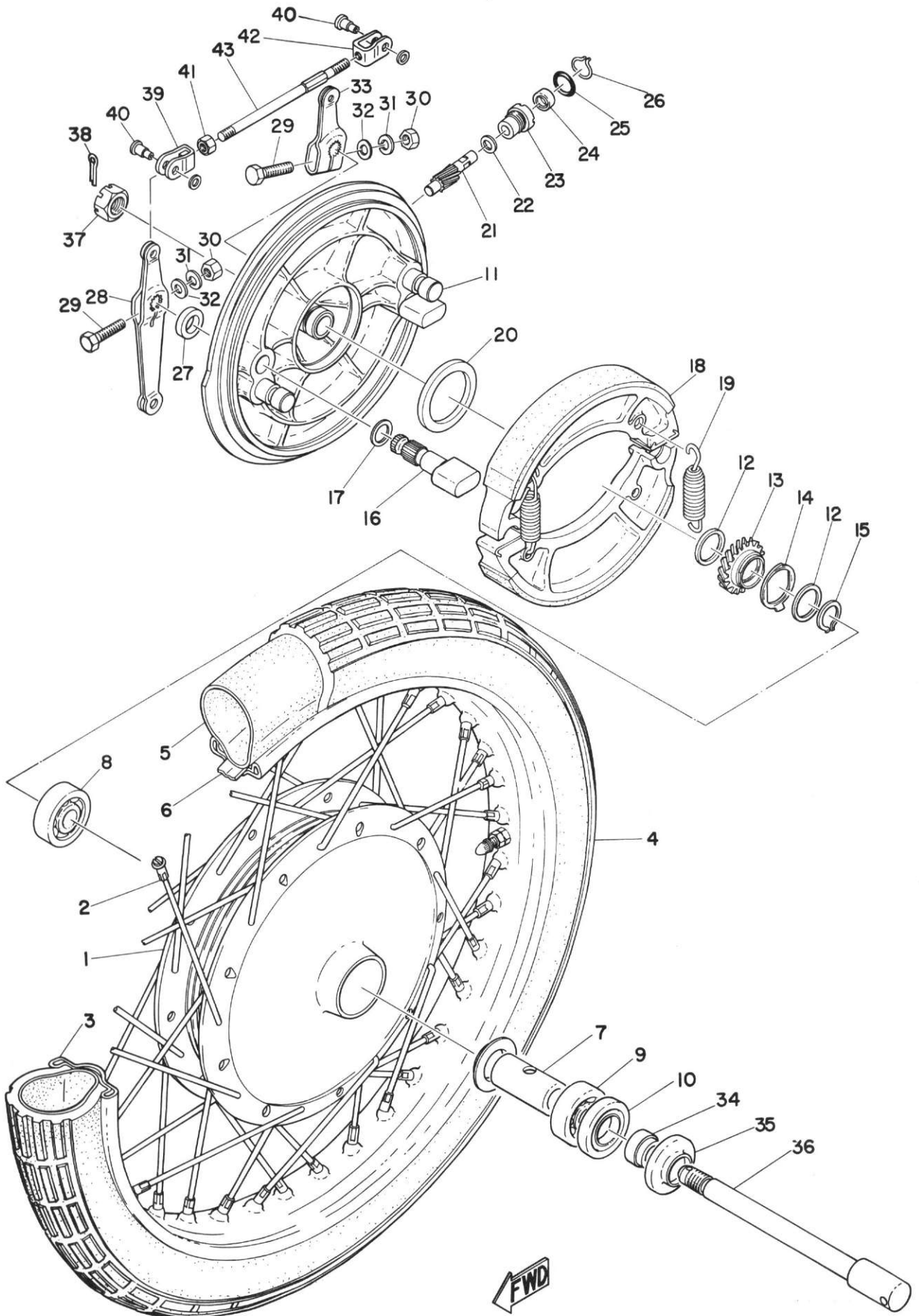


SEAT & CARRIER

Ref No.	Parts No.	Parts Name	Description	Q'ty		S·R	Remarks
				DS6	DS6C		
22- 1	246-24730-00	DOUBLE SEAT ASS'Y	(ISO)	1	1		
22- 1-1	246-24731-00	. COVER, double seat		1	1		
22- 2	168-24741-00	. PAD, seat		2	2		
22- 3	91203-10035	BOLT		2	2		
22- 4	92901-10100	WASHER, spring		2	2		
ALTERNATE PARTS							
22- 5	171-24830-00	SUB-CARRIER ASS'Y		1	1		
22- 6	91203-10055	BOLT		2	2		



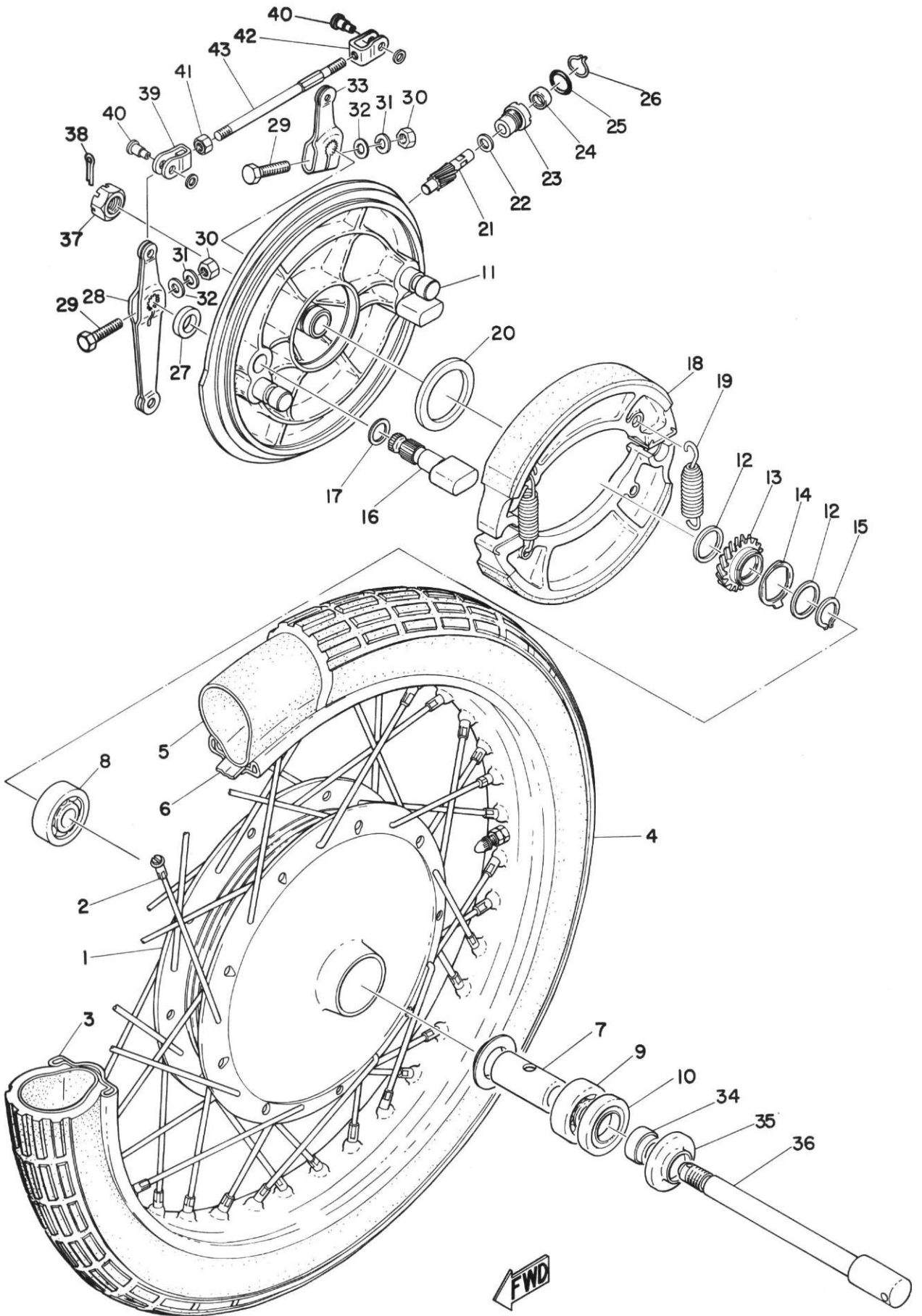
Fig. 23 FRONT WHEEL



FRONT WHEEL

Ref No.	Parts No.	Parts Name	Description	Q'ty		S·R	Remarks
				DS6	DS6C		
23- 1	246-25111-00	HUB, front		1	1		
23- 2	152-25104-00	SPOKE SET		1s	1s		
23- 3	94416-18013	RIM	1.60A-18	1	1		
23- 4	94130-18039	TIRE, front	3.00-18-4PR	1			☆
	94130-18038	TIRE, front	3.00-18-4PR		1		☆
23- 5	94230-18012	TUBE	3.00-18	1	1		☆
23- 6	94330-18010	BAND, rim	3.00-18	1	1		
23- 7	136-25317-00	SPACER, bearing		1	1		
23- 8	93306-30201	BEARING	6302	1	1		
23- 9	93306-30203	BEARING	6302Z	1	1		
23-10	93102-22014	OIL SEAL	SD-18-37-8	1	1		
23-11	246-25121-00	PLATE, brake shoe		1	1		
23-12	214-25147-00	WASHER, thrust (2)		2	2		
23-13	246-25135-00	GEAR, drive		1	1		
23-14	246-25149-00	CLUTCH, meter		1	1		
23-15	93410-22014	CIRCLIP	S-22	1	1		
23-16	246-25151-00	CAM SHAFT		2	2		
23-17	148-25353-00	SHIM, cam shaft	14.2-24-0.5	2	2		
23-18	168-25130-00	BRAKE SHOE COMP.		2	2		
23-19	246-25333-00	SPRING, return		2	2		
23-20	93105-53013	OIL SEAL	SDD-53-65-7	1	1		
23-21	214-25138-00	GEAR, meter		1	1		
23-22	183-25146-00	WASHER, thrust (1)	7-12-0.8	1	1		
23-23	109-25136-00	BUSHING		1	1		
23-24	93104-07003	OIL SEAL	SO-7-14-4	1	1		
23-25	93210-14104	O-RING	2.4-13.8	1	1		
23-26	102-25137-00	RING, stop		1	1		
23-27	148-25359-00	SEAL, cam shaft		2	2		
23-28	168-25155-00	LEVER, cam shaft		1	1		
23-29	91203-06030	BOLT		2	2		
23-30	92803-06100	NUT		2	2		
23-31	92901-06100	WASHER, spring		2	2		
23-32	92901-06200	WASHER, plain		2	2		
23-33	246-25156-00	LEVER, cam shaft (2)		1	1		
23-34	174-25183-00	COLLAR, wheel shaft		1	1		
23-35	246-25118-00	COVER, hab dust		1	1		
23-36	246-25181-00	SHAFT, wheel		1	1		
23-37	214-25182-00	NUT		1	1		

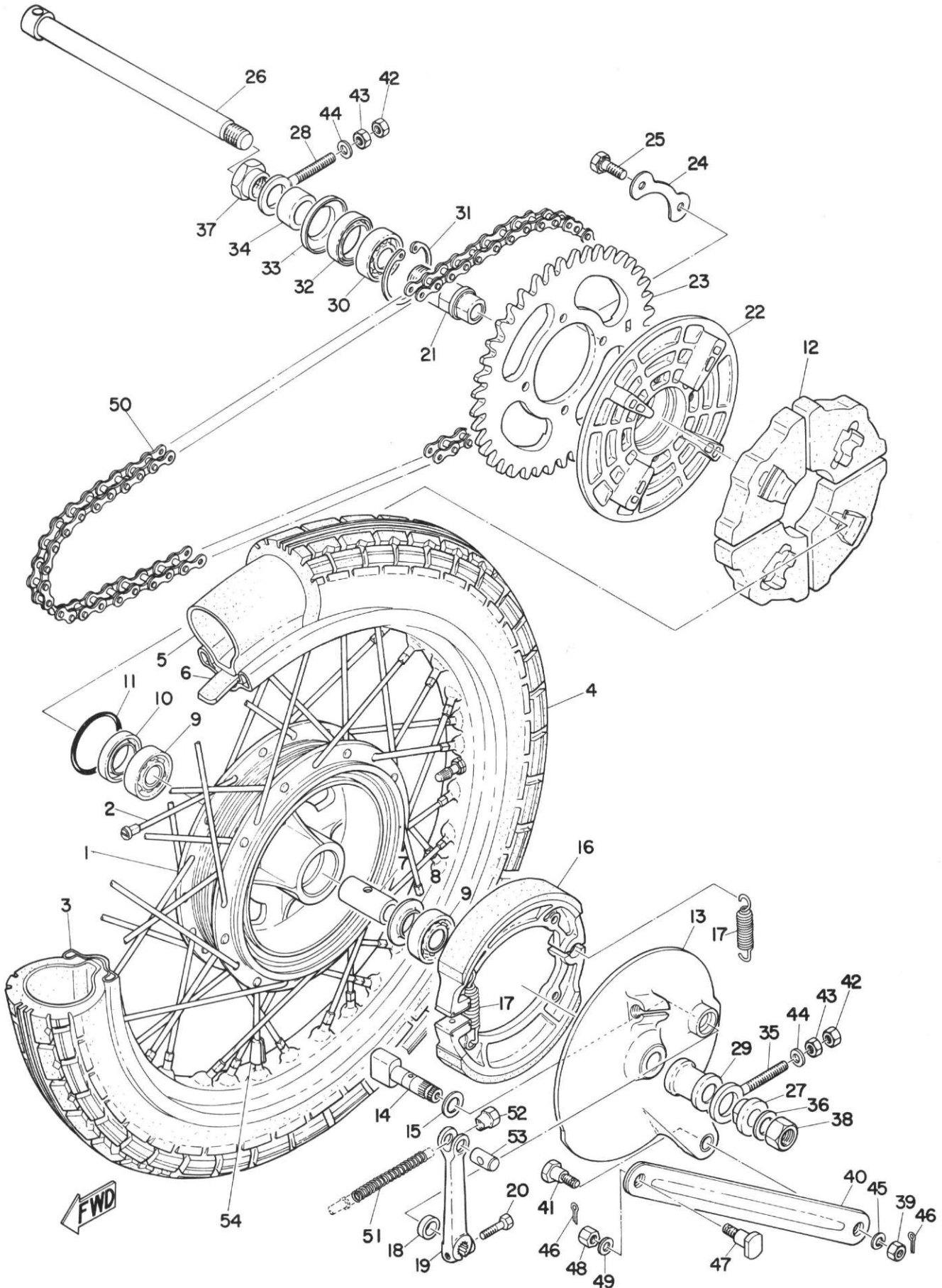
Fig. 23 FRONT WHEEL



FRONT WHEEL

Ref No.	Parts No.	Parts Name	Description	Q'ty		S·R	Remarks
				DS6	DS6C		
23-38	91401-30028	PIN, cotter		1	1		
23-39	174-25163-00	END, rod (1)		1	1		
23-40	174-25165-00	PIN, rod end		2	2		
23-41	92803-06300	NUT		1	1		
23-42	174-25164-00	END, rod (2)		1	1		
23-43	152-25161-00	ROD, connecting		1	1		

Fig. 24 REAR WHEEL

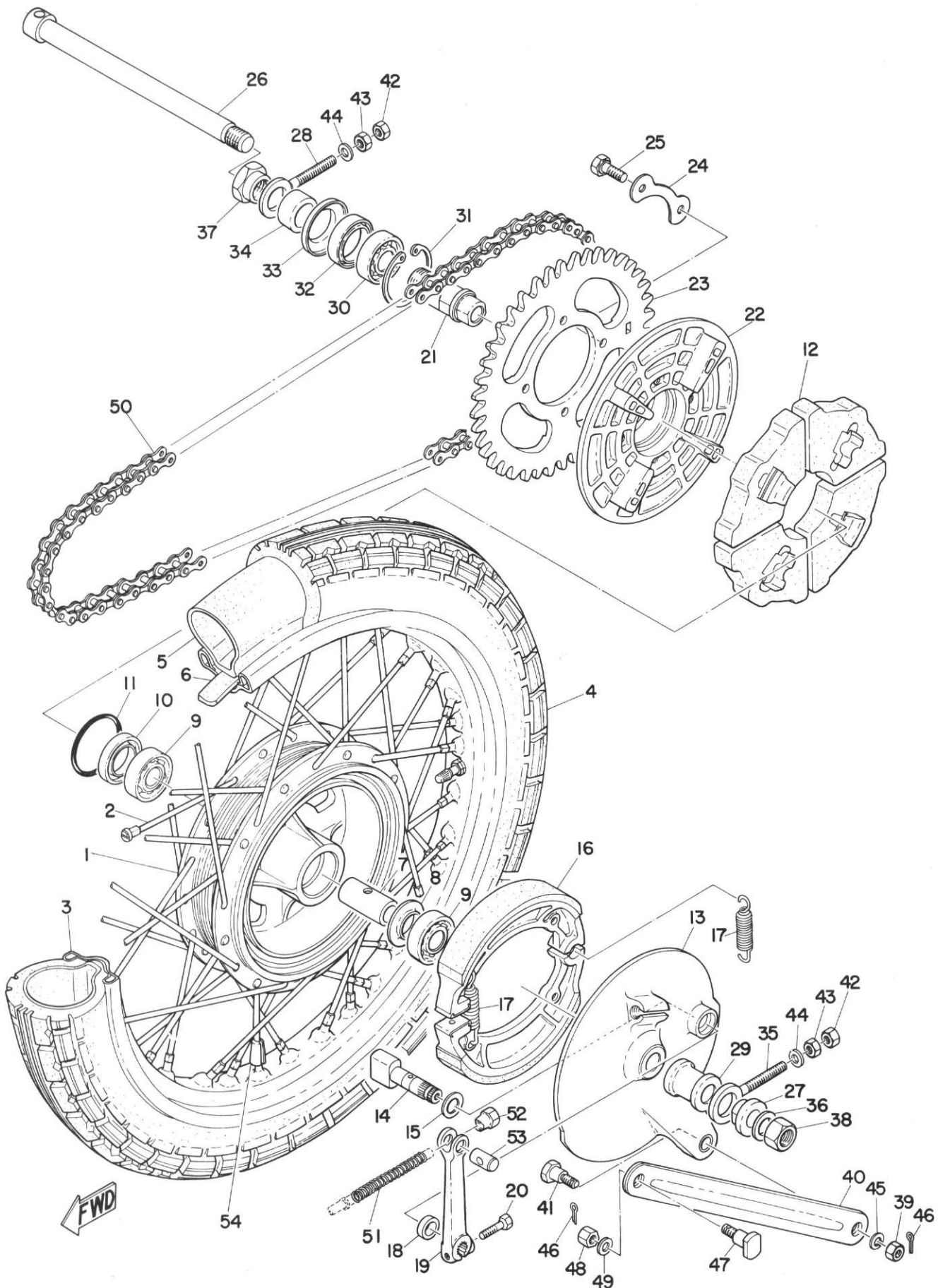


REAR WHEEL

Ref No.	Parts No.	Parts Name	Description	Q'ty		S · R	Remarks
				DS6	DS6C		
24- 1	152-25311-00	HUB, rear		1	1		
24- 2	152-25304-00	SPOKE SET		1s	1s		
24- 3	94418-18026	RIM	1.60B-18	1	1		
24- 4	94132-18072	TIRE, rear	3.25-18-4PR	1			☆
	94135-18050	TIRE, rear	3.50-18-4PR		1		☆
24- 5	94232-18020	TUBE	3.25-18	1			☆
	94235-18022	TUBE	3.50-18		1		☆
24- 6	94332-18016	BAND, rim	3.25-18	1			
	94335-18018	BAND, rim	3.50-18		1		
24- 7	148-25317-00	SPACER, bearing		1	1		
24- 8	148-25315-00	FLANGE, spacer		1	1		
24- 9	93306-30303	BEARING	6303ZC3	2	2		
24-10	93104-25008	OIL SEAL	SO-25-47-5	1	1		
24-11	93210-55051	O-RING	3.0-54.5	1	1		
24-12	168-25364-00	DAMPER, clutch		4	4		
24-13	152-25321-00	PLATE, brake shoe		1	1		
24-14	169-25351-00	CAM SHAFT		1	1		
24-15	148-25353-00	SHIM, cam shaft	14.2-24-0.5	1	1		
24-16	168-25330-00	BRAKE SHOE COMP.		2	2		
24-17	246-25333-00	SPRING, return		2	2		
24-18	148-25359-00	SEAL, cam shaft		1	1		
24-19	152-25355-00	LEVER, cam shaft		1	1		
24-20	91203-06025	BOLT		1	1		
24-21	152-25387-00	SHAFT, sprocket		1	1		
24-22	168-25366-00	CLUTCH, hub		1	1		
24-23	152-25438-10	GEAR, sprocket wheel	38-T	} 1 } 1	} 1 } 1		
	152-25440-10	GEAR, sprocket wheel	40-T				
	152-25441-10	GEAR, sprocket wheel	41-T				
	152-25442-10	GEAR, sprocket wheel	42-T				
24-24	148-25412-00	WASHER, lock		2	2		
24-25	146-25411-00	BOLT, fitting		4	4		
24-26	150-25381-00	SHAFT, rear wheel		1	1		
24-27	150-25377-00	COLLAR, shaft		1	1		
24-28	156-25389-00	PULLER, chain (R.H)		1	1		
24-29	148-25383-00	COLLAR, wheel shaft		1	1		
24-30	93306-20503	BEARING	6205ZC3	1	1		
24-31	93420-52014	CIRCLIP		1	1		
24-32	93102-32037	OIL SEAL	SD-32-45-8	1	1		



Fig. 24 REAR WHEEL

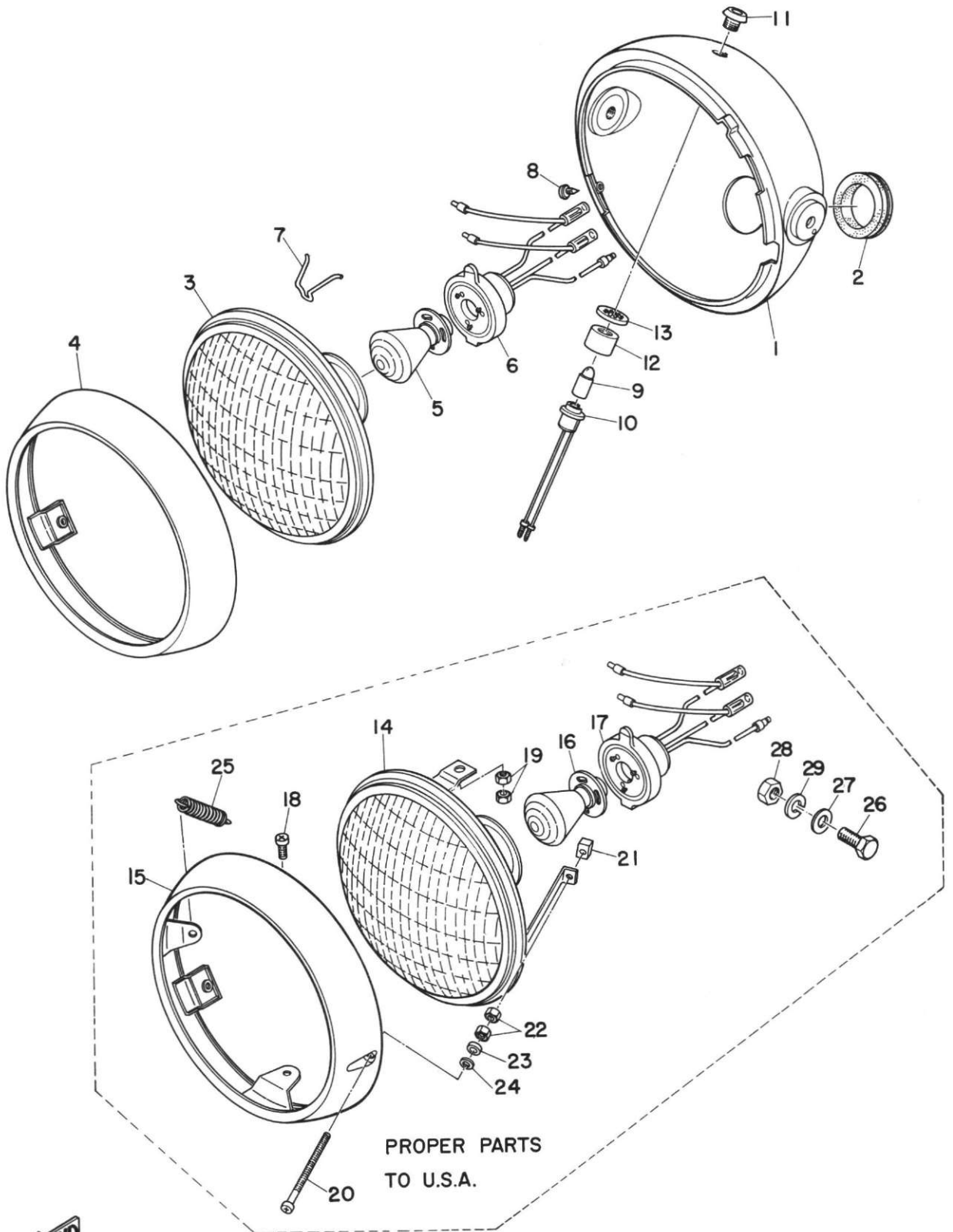


REAR WHEEL

Ref No.	Parts No.	Parts Name	Description	Q'ty		S·R	Remarks
				DS6	DS6C		
24-33	168-25367-00	COVER, dust		1	1		
24-34	168-25386-00	COLLAR, sprocket shaft		1	1		
24-35	156-25388-00	PULLER, chain (L.H)		1	1		
24-36	156-25384-00	WASHER, rear wheel shaft		1	1		
24-37	156-25385-00	NUT, sprocket shaft		1	1		
24-38	169-25382-00	NUT, shaft		1	1		
24-39	98801-08300	NUT	(ISO)	1	1		
24-40	171-25371-00	BAR, tension		1	1		
24-41	168-25373-00	BOLT, tension bar (1)		1	1		
24-42	98801-08300	NUT	(ISO)	2	2		
24-43	98801-08200	NUT	(ISO)	2	2		
24-44	92901-08200	WASHER, plain		2	2		
24-45	92901-08100	WASHER, spring		1	1		
24-46	91401-20015	PIN, cotter		2	2		
24-47	168-25378-00	BOLT, tension bar (2)		1	1		
24-48	98801-08100	NUT	(ISO)	1	1		
24-49	92901-08200	WASHER, plain		1	1		
24-50	94505-25092	CHAIN	525-92P	1	1		
24-50-1	94605-25001	. JOINT, chain		1	1		
24-51	152-26348-00	SPRING, adjusting		1	1		
24-52	206-27238-00	NUT, adjusting	(ISO)	1	1		
24-53	156-27237-00	PIN, clevis		1	1		
24-54	156-25398-00	BALANCER, wheel		U.R	U.R		



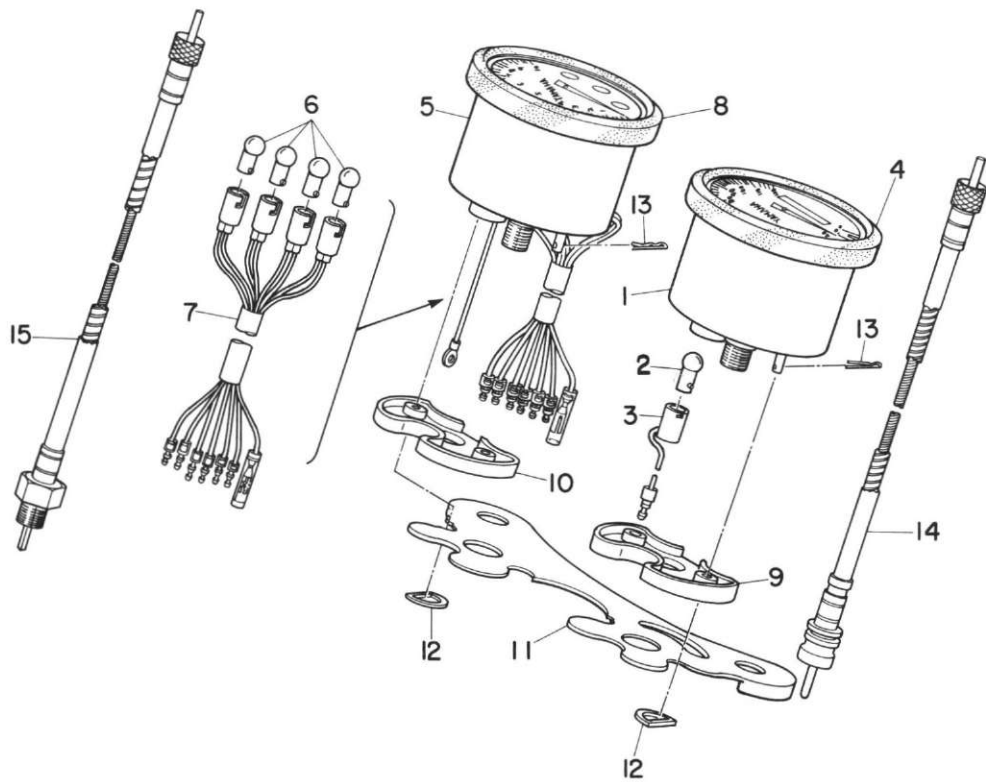
Fig. 25 HEAD LAMP



HEAD LAMP

Ref No.	Parts No.	Parts Name	Description	Q'ty		S·R	Remarks
				DS6	DS6C		
25- 1	235-84330-60-62	BODY ASS'Y		1			Adrian Blue
	235-84330-60-63	BODY ASS'Y		1			Brilliant Red
	235-84330-60-64	BODY ASS'Y			1		Candy Green
	235-84330-60-65	BODY ASS'Y			1		Carifornian Orange
25- 2	214-84153-60	. GROMMET		1	1		
25- 0-1	235-84310-00	HEAD LAMP UNIT ASS'Y	(ISO)	1	1		
25- 3	235-84320-00	. LENS ASS'Y		1	1		
25- 4	235-84315-00	. RIM, head lamp	(ISO)	1	1		
25- 5	235-84314-00	. BULB, head lamp	12V 35/25W	1	1		☆
25- 6	235-84312-60	. SOCKET		1	1		
25- 7	148-84324-00	. SPRING, reflector set		4	4		
25- 8	195-84325-00	SCREW, rim fitting	(ISO)	1	1		
25- 0-2	235-84301-60	PILOT LAMP ASS'Y		1	1		
25- 9	235-84346-00	. BULB, pilot	12V 1.5W	1	1		☆
25-10	214-84150-60	. SOCKET CORD ASS'Y		1	1		
25-11	214-84157-60	. BODY, high beam		1	1		
25-12	214-84158-60	. NUT, pilot lamp		1	1		
25-13	92901-12300	. WASHER, tooth		1	1		
PROPER PARTS TO U.S.A.							
25- 0-3	235-84310-60	HEAD LAMP UNIT ASS'Y	(ISO)	1	1		
25-14	235-84320-60	LENS ASS'Y		1	1		
2 -15	235-84315-60	. RIM, head lamp	(ISO)	1	1		
25-16	235-84314-00	. BULB, head lamp	12V 35/25W	1	1		☆
25-17	235-84312-60	. SOCKET		1	1		
25-18	98502-05012	. SCREW, pan head	(ISO)	2	2		
25-19	98802-05200	. NUT	(ISO)	4	4		
25-20	214-84131-61	. SCREW, rim adjuster	(ISO)	1	1		
25-21	198-84334-60	. NUT, adjust	(ISO)	1	1		
25-22	802-84126-00	. NUT	(ISO)	2	2		
25-23	168-84328-60	. SPACER		1	1		
25-24	92902-04200	. WASHER, plain		1	1		
25-25	168-84335-60	. SPRING, lens adjust		1	1		
25-26	97201-08025	BOLT	(ISO)	2	2		
25-27	92903-08200	WASHER, plain		2	2		
25-28	98801-08100	NUT	(ISO)	2	2		
25-29	92901-08100	WASHER, spring		2	2		

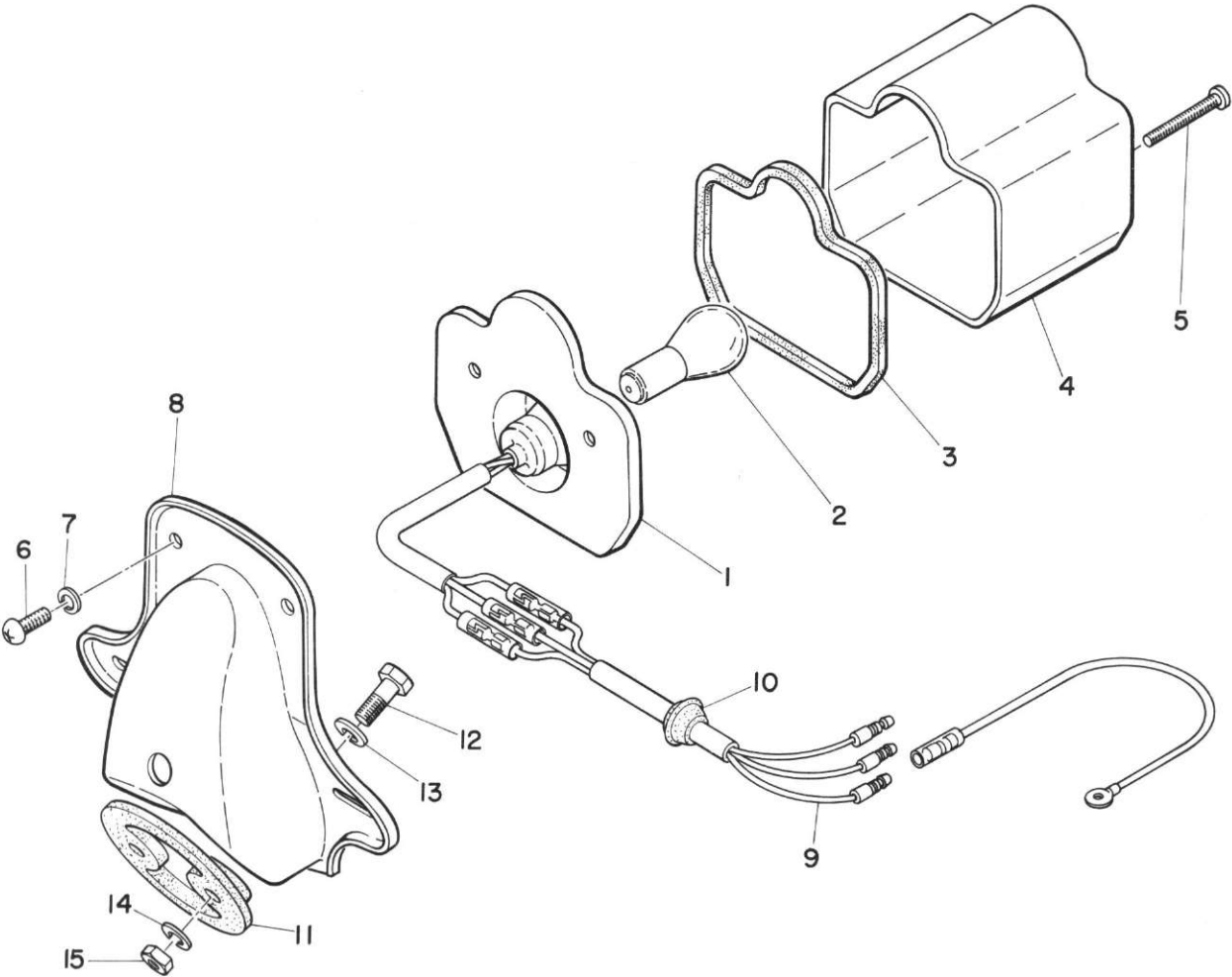
Fig. 26 SPEEDOMETER & TACHOMETER



SPEEDOMETER & TACHOMETER

Ref No.	Parts No.	Parts Name	Description	Q'ty		S·R	Remarks
				DS6	DS6C		
26- 1	235-83510-40	SPEEDOMETER ASS'Y		1	1		Mile/H
	235-83510-20	SPEEDOMETER ASS'Y		1	1		Km/H
26- 2	123-83516-20	. BULB, pilot	15V 3W	1	1		☆
26- 3	214-83536-30	. SOCKET, meter		1	1		
26- 4	214-83513-00	. DAMPER, speedometer		1	1		
26- 5	246-83540-00	TACHOMETER ASS'Y		1	1		
26- 6	123-83516-20	. BULB, pilot	15V 3W	4	4		☆
26- 7	246-83520-00	. SOCKET ASS'Y		1	1		
26- 8	214-83513-00	. DAMPER, speedometer		1	1		
26- 9	214-83523-00	DAMPER		1	1		
26-10	237-83523-00	DAMPER		1	1		
26-11	235-83519-00-33	BRACKET, meter	(ISO)	1	1		
26-12	214-83524-00	WASHER, special		4	4		
26-13	156-83525-00	CLIP		4	4		
26-14	246-83550-00	SPEEDOMETER CABLE ASS'Y		1	1		
26-15	246-83560-00	TACHOMETER CABLE ASS'Y		1	1		

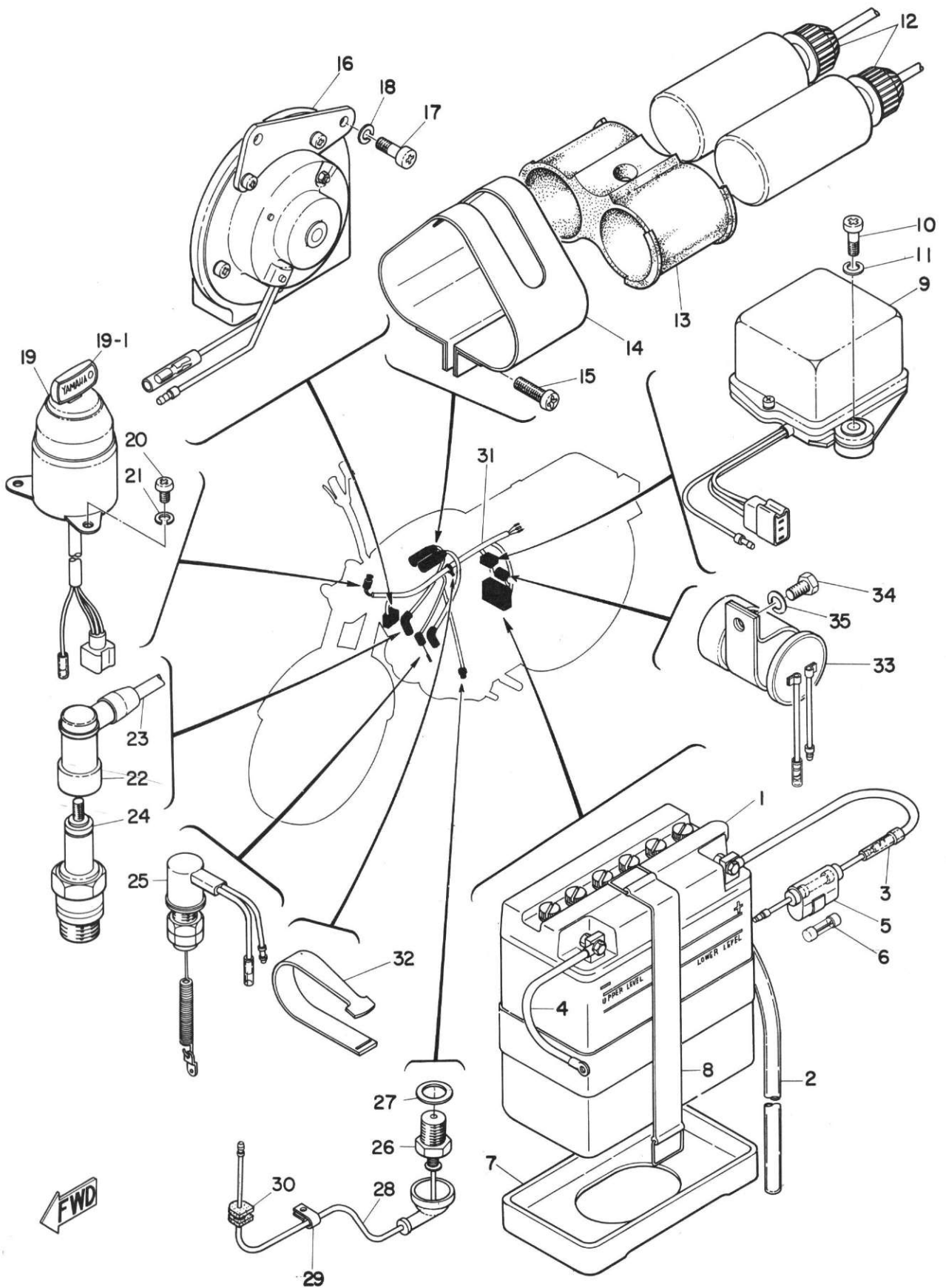
Fig. 27 TAIL LAMP



TAIL LAMP

Ref No.	Parts No.	Parts Name	Description	Q'ty		S·R	Remarks
				DS6	DS6C		
27- 0-1	168-84710-01	TAIL LAMP UNIT ASS'Y	(ISO)	1	1		
27- 1	168-84711-01	. BASE, tail lamp	(ISO)	1	1		
27- 2	168-84714-00	. BULB, tail lamp	12V 23/7W	1	1		☆
27- 3	168-84712-00	. SEAT, base		1	1		
27- 4	168-84721-00	. LENS, tail lamp		1	1		
27- 5	193-84724-00	. SCREW, lens fitting	(ISO)	2	2		
27- 6	92403-06012	. SCREW, round head		2	2		
27- 7	92901-06100	. WASHER, spring #		2	2		
27- 8	168-84751-00-35	BRACKET, licence		1	1		
27- 9	170-84717-00	CORD, tail lamp		1	1		
27-10	152-84518-00	GROMMET, tail lamp		2	2		
27-11	170-84753-00	DAMPER		1	1		
27-12	168-21738-00	BOLT		2	2		
27-13	156-24186-00	WASHER, special		2	2		
27-14	92901-06100	WASHER, spring		2	2		
27-15	92801-06100	NUT		2	2		
PROPER PARTS TO U.S.A.							
27- 0-2	168-84710-61	TAIL LAMP UNIT ASS'Y	(ISO)	1	1		
27- 4A	168-84721-60	LENS, tail lamp		1	1		

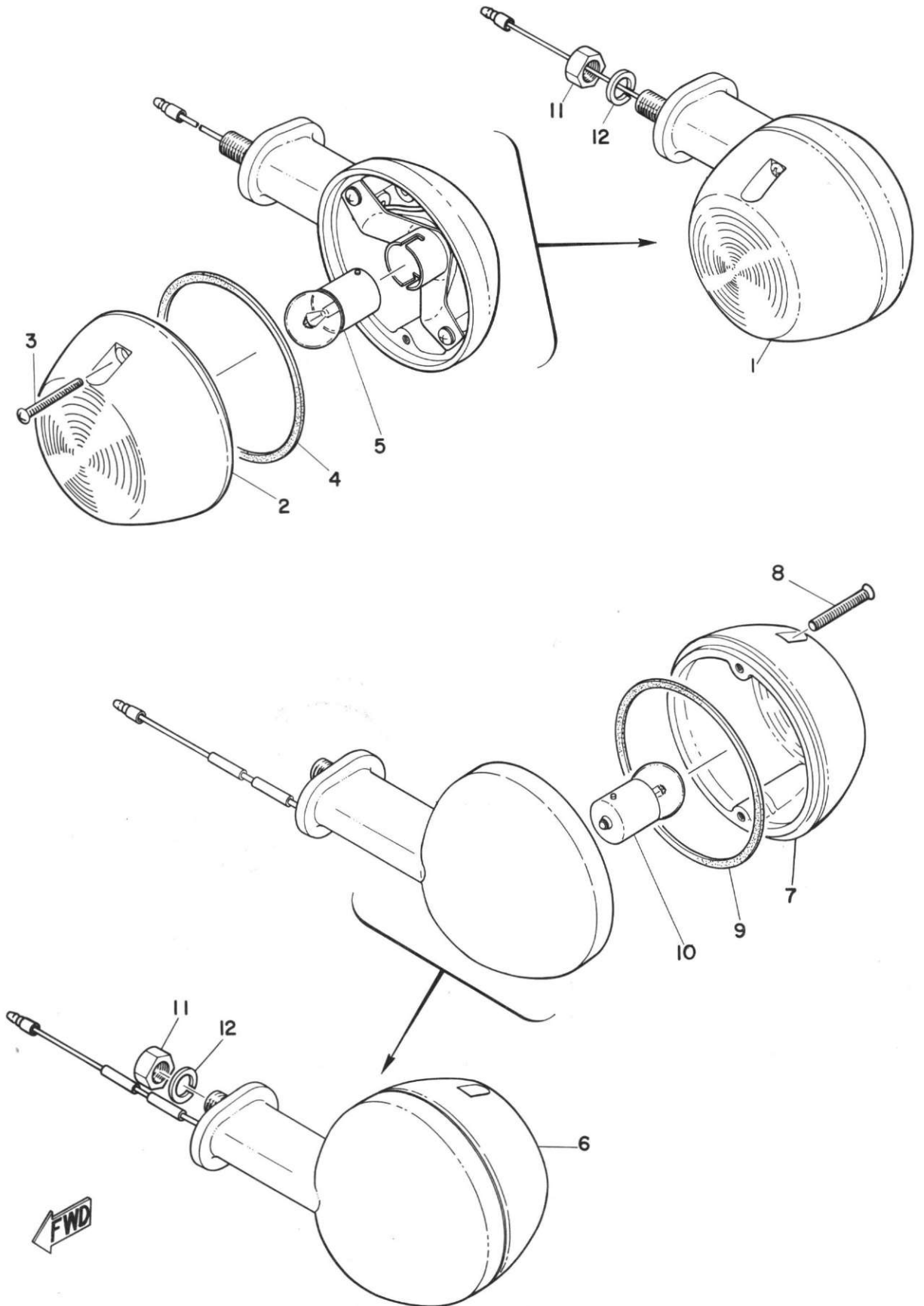
Fig. 28 ELECTRICAL



ELECTRICAL

Ref No.	Parts No.	Parts Name	Description	Q'ty		S·R	Remarks
				DS6	DS6C		
28- 1	235-82110-70	BATTERY ASS'Y		1	1		
28- 1-1	104-82111-20	. CAP, battery		6	6		
28- 2	170-82112-00	PIPE, breather		1	1		
28- 3	170-82115-00	WIRE, plus lead		1	1		
28- 4	170-82116-00	WIRE, minus lead		1	1		
28- 5	164-82150-00	FUSE HOLDER ASS'Y		1	1		
28- 6	148-82151-00	. FUSE		2	2		
28- 7	235-82122-00	SEAT, battery		1	1		
28- 8	122-82131-00	BAND, battery		1	1		
28- 9	168-81910-20	VOLTAGE REGULATOR ASS'Y		1	1		
28-10	92501-06018	SCREW, pan head		2	2		
28-11	92901-06100	WASHER, spring		2	2		
28-12	168-82310-70	IGNITION COIL ASS'Y		2	2		
28-13	168-82312-00	HOLDER, coil fitting		1	1		
28-14	168-82311-00	BAND, coil fitting		1	1		
28-15	92501-06020	SCREW, pan head		2	2		
28-16	168-83371-20	HORN		1	1		
28-17	92501-06015	SCREW, pan head		2	2		
28-18	92901-06100	WASHER, spring		2	2		
28-19	235-82510-10	MAIN SWITCH ASS'Y		1	1		
28-20	98501-05008	SCREW, pan head	(ISO)	2	2		
28-21	92901-05100	WASHER, spring		2	2		
28-22	166-82370-20	PLUG CAP ASS'Y		2	2		
28-23	170-82341-00	CORD, high tension		2	2		
28-24	94700-00004	PLUG, spark	B-7HZ	2	2		
28-25	246-82530-00	STOP SWITCH ASS'Y		1	1		
28-26	156-82540-00	NEUTRAL SWITCH ASS'Y		1	1		
28-27	156-82543-00	GASKET		1	1		
28-28	156-82541-00	WIRE, lead		1	1		
28-29	156-82544-00	CLAMP		1	1		
28-30	136-82545-00	GROMMET		1	1		
28-31	246-82590-10	WIRE HARNESS ASS'Y		1	1		
28-32	150-82591-00	BAND		4	4		
28-33	211-83350-20	FLASHER RELAY ASS'Y		1	1		
28-34	91201-06012	BOLT		1	1		
28-35	92901-06100	WASHER, spring		1	1		

Fig. 29 FLASHER LAMP



FLASHER LAMP

Ref No.	Parts No.	Parts Name	Description	Q'ty		S·R	Remarks
				DS6	DS6C		
29- 1	235-83310-20	FRONT FLASHER LAMP ASS'Y	(ISO)	2	2		
29- 2	183-83332-20	. LENS, flasher		2	2		
29- 3	183-83333-21	. SCREW, lens fitting	(ISO)	4	4		
29- 4	183-83313-20	. GASKET, flasher lens		2	2		
29- 5	136-83311-20	. BULB, flasher	12V-8W	2	2		☆
29- 6	193-83330-21	. REAR FLASHER LAMP ASS'Y	(ISO)	2	2		
29- 7	183-83332-20	. LENS, flasher		2	2		
29- 8	183-83333-21	. SCREW, lens fitting	(ISO)	4	4		
29- 9	183-83313-20	. GASKET, flasher lens		2	2		
29-10	136-83311-20	. BULB, flasher	12V-8W	2	2		☆
29-11	98801-08300	NUT	(ISO)	4	4		
29-12	92901-08100	WASHER, spring		4	4		

NUMERICAL INDEX



NUMERICAL INDEX

Ref No.	Parts No.	Ref No.	Parts No.	Ref No.	Parts No.
5-44	101-15637-00	18-37	136-23415-00	20-23	137-24523-00
20-15	101-24356-00	23- 7	136-25317-00	20- 2	137-24610-00
21-11	101-24356-00	28-30	136-82545-00	10- 8	141-21717-00
1-28	102-15351-00	29- 5	136-83311-20	15-33	141-21717-00
2-23	102-15351-00	29-10	136-83311-20	18-43	141-23427-00
23-26	102-25137-00	3-30	137-11633-00	3-16	145-11515-01
28- 1-1	104-82111-20	3-31	137-11634-00	5-29	145-17221-00
23-23	109-25136-00	13-15	137-13128-00	8-10	146-15664-00
15-30	116-28317-00	13-10	137-13137-00	8-11	146-15665-00
21-14	116-28324-00	13-11	137-13138-01	24-25	146-25411-00
21-19	117-21782-00	13-20	137-13165-00	17-10	146-27317-00
15-26	122-21725-00	13-19	137-13167-00	2-21	146-15362-00
18-30	122-23119-01	13-26	137-13167-00	16- 4	148-22123-00
18-31	122-23129-00	13-18	137-13169-00	24- 8	148-25315-00
18-27	122-23346-00	13- 4	137-13176-00	24- 7	148-25317-00
28- 8	122-82131-00	13-21	137-13187-00	23-17	148-25353-00
26- 2	123-83516-20	11-19	137-14133-00	24-15	148-25353-00
26- 6	123-83516-20	11-24	137-14137-00	23-27	148-25359-00
13- 1	126-13116-00	11- 4	137-14143-22	24-18	148-25359-00
11-20	127-14123-00	11- 4	137-14143-24	24-29	148-25383-00
11-28	127-14124-20	11- 4	137-14143-26	24-24	148-25412-00
11-21	127-14134-00	11- 3	137-14153-00	28- 6	148-82151-00
14-21	131-81211-20	11- 8	137-14186-00	25- 7	148-84324-00
14-20	131-81213-20	12-10	137-14713-00	3-33	150-11545-00
13-23	132-13166-00	1-27	137-15353-00	1-36	150-15357-00
11-42	132-14146-00	2-24	137-15353-00	5-30	150-17219-00
11-31	132-14171-00	2-25	137-15362-00	5-43	150-17482-00
11-33	132-14179-00	8- 2	137-15612-00	9- 6	150-17837-00
8- 4	132-15616-00	21- 4	137-21761-00	7- 4	150-18121-00
8- 5	132-15617-00	21- 7	137-21762-00	7- 3	150-18124-00
8- 3	132-15625-00	21- 5	137-21763-00	7- 6	150-18133-00
7-15	132-17113-01	21- 6	137-21764-00	7- 7	150-18134-00
20-12	132-24311-00	21- 8	137-21767-00	7- 9	150-18135-00
20-25	132-24518-00	21- 9	137-21768-01	7- 2	150-18137-00
20-26	132-24525-00	21-17	137-21781-00	7- 8	150-18138-00
15- 7	135-22243-00	18-25	137-23318-00	6-17	150-18182-00
15-28	136-21713-00	18-38	137-23454-00	6-18	150-18183-00
15- 8	136-22243-00	20-22	137-24513-00	6-11	150-18189-00

NUMERICAL INDEX

Ref No.	Parts No.	Ref No.	Parts No.	Ref No.	Parts No.
6-19	150-18189-00	5-42	152-17463-00	11-10	156-14184-00
6-31	150-18189-00	9- 7	152-17833-00	11- 7	156-14185-00
6-37	150-18316-00	6-33	152-18311-00	1-10	156-15359-00
6-38	150-18317-00	6-34	152-18312-00	1- 9	156-15369-00
5-32	150-18318-00	6-35	152-18313-00	8- 6	156-15618-01
6-39	150-18328-00	6- 2	152-18331-00	5-33	156-15631-00
6- 5	150-18334-00-07	6-15	152-18557-00	8-15	156-15641-00
6- 5	150-18334-00-08	18-65	152-21518-00	8-14	156-15669-00
6- 5	150-18334-00-09	23- 2	152-25104-00	4-19	156-16174-00
6- 5	150-18334-00-10	23-43	152-25161-00	5- 3	156-17115-00
6- 9	150-18335-00	24- 2	152-25304-00	5- 7	156-17116-00
6- 8	150-18336-01	24- 1	152-25311-00	5-12	156-17417-00
6-30	150-18336-01	24-13	152-25321-00	5-15	156-17419-00
6- 7	150-18337-01	24-19	152-25355-00	5-19	156-17421-00
6-29	150-18337-01	24-21	152-25387-00	5-34	156-17427-00-06
6-10	150-18338-00	24-23	152-25441-10	5-34	156-17427-00-07
6-28	150-18338-00	24-23	152-25442-10	5-34	156-17427-00-08
6-12	150-18352-00	24-23	152-25438-10	5-17	156-17428-00
6-14	150-18587-00	24-23	152-25440-10	5-18	156-17429-00
16- 5	150-22124-00	24-51	152-26348-00	5-40	156-17461-50
16- 3	150-22126-00	27-10	152-84518-00	5-40	156-17461-60
16- 6	150-22128-00	3- 2	156-11422-01	5-38	156-17462-00
24-27	150-25377-00	3- 3	156-11432-61	5-41	156-17464-01
24-26	150-25381-00	3-19	156-11561-00	5-11	156-17481-00
19-19	150-26249-00	3-18	156-11562-00-04	9- 2	156-17818-00
17- 9	150-27316-00	3-18	156-11562-00-05	9-13	156-17821-00
28-32	150-82591-00	3-18	156-11562-00-06	9- 4	156-17831-00
3- 6	152-11685-00	3-18	156-11562-00-07	9- 3	156-17834-00
12- 9	152-14613-00	3-21	156-11563-00	9-11	156-17841-00
12-33	152-14613-00	3- 9	156-11564-00-03	9-12	156-17843-00
5-32	152-15633-00	3- 9	156-11564-00-04	9-10	156-17844-00
5-46	152-15635-00	3- 9	156-11564-00-05	6- 4	156-18180-00
5-45	152-15636-00	3- 9	156-11564-00-06	6- 3	156-18333-00
8-12	152-15661-00	3- 9	156-11564-00-07	18-59	156-21188-00
5- 4	152-17127-00	3- 8	156-11681-00	15-12	156-21483-00
5-22	152-17216-00	11-23	156-14116-03	15-27	156-21729-00
5-27	152-17216-00	11-32	156-14135-00	16-13	156-22127-00
5-24	152-17226-00	11- 9	156-14181-00	16- 2	156-22141-00

NUMERICAL INDEX

Ref No.	Parts No.	Ref No.	Parts No.	Ref No.	Parts No.
15- 6	156-22210-01-33	17-28	156-27413-00	8-19	168-15622-00
16- 9	156-22311-01	17-40	156-27421-00	8-22	168-15624-00
18-23	156-23111-01	17-42	156-27433-00	8-21	168-15625-00
18-21	156-23114-00	15-40	156-82121-00	8- 8	168-15663-00
18- 8	156-23145-00	28-26	156-82540-00	4- 6	168-16321-00
18-14	156-23146-00	28-28	156-82541-00	4- 4	168-16325-00
18-32	156-23411-00	28-27	156-82543-00	4-10	168-16337-01
18-34	156-23412-00	28-29	156-82544-00	4-28	168-16345-00
18-44	156-23418-00	9-18	156-82549-00	4-22	168-16349-00
18-58	156-23480-00	18-51	156-83525-00	4- 3	168-16351-01
20- 5	156-24181-00	26-13	156-83525-00	4- 9	168-16352-00
20- 8	156-24182-00	2-22	157-15382-00	4- 5	168-16367-00
20- 7	156-24186-00	15-34	157-21471-00-33	15-10	168-21165-00
27-13	156-24186-00	15- 6	157-22210-00	27-12	168-21738-00
20- 9	156-24187-00	17- 1	157-27111-00-33	18-52	168-23441-00
24-36	156-25384-00	17- 7	157-27114-00	20- 6	168-24176-00
24-37	156-25385-00	17-27	157-27411-00	20-14	168-24312-00
24-35	156-25388-00	17-26	157-27422-00-33	20-16	168-24500-01
24-28	156-25389-00	17-35	157-27433-00	20-28	168-24512-00
24-54	156-25398-00	5- 2	159-17121-00	20-19	168-24515-00
19- 1	156-26111-00	5- 5	159-17131-01	20-17	168-24521-00
19- 1	156-26111-10	5- 6	159-17141-00	20-18	168-24522-00
19- 1	156-26111-20	5-31	159-17211-00	20-24	168-24524-00
19-25	156-26261-01	5-26	159-17231-01	22- 2	168-24741-00
19-32	156-26347-00	5 -20	159-17241-00	23-18	168-25130-00
17- 1	156-27111-02-33	5-23	159-17251-00	23-28	168-25155-00
17- 7	156-27114-00	9- 8	159-17851-00	24-16	168-25330-00
17- 3	156-27116-01	28- 5	164-82150-00	24-12	168-25364-00
17- 2	156-27117-00	28-22	166-82370-20	24-22	168-25366-00
17-16	156-27215-00	3-28	168-11555-00	24-33	168-25367-00
17-13	156-27216-00	11-13	168-14125-01	24-41	168-25373-00
17-15	156-27224-00	11-16	168-14128-00	24-47	168-25378-00
17-21	156-27226-00	11-17	168-14129-00	24-34	168-25386-00
19-34	156-27226-00	11-14	168-14164-00	19-30	168-26344-00
17-20	156-27228-00	11- 5	168-14190-20	14- 9	168-81231-20
17-19	156-27229-00	10- 4	168-14424-00	14-28	168-81235-21
19-33	156-27229-00	12-20	168-14751-30	14-30	168-81252-20
24-53	156-27237-00	2-10	168-15494-00	28- 9	168-81910-20

NUMERICAL INDEX

Ref No.	Parts No.	Ref No.	Parts No.	Ref No.	Parts No.
28-12	168-82310-70	2- 2	170-15451-00	12-10	171-14714-00
28-14	16 -82311-00	2- 9	170-15491-00	12- 2	171-14720-00
28-13	168-82312-00	8-20	170-15611-00	12- 3	171-14753-01
28-16	168-83371-20	8-16	170-15621-00	16- 1	171-22110-00-33
19-37	168-83936-01	8-17	170-15623-00	18-18	171-23116-01
25-23	168-84328-60	3-26	170-16111-00	18-15	171-23123-01-62
25-25	168-84335-60	4-14	170-16154-02	18-15	171-23123-01-63
27- 0-1	168-84710-01	4-13	170-16164-00	18- 5	171-23125-01
27- 0-2	168-84710-61	4-15	170-16164-00	18-12	171-23142-01
27- 1	168-84711-01	4-17	170-16181-00	18- 9	171-23143-01
27- 3	168-84712-00	4-12	170-16333-00	18- 4	171-23147-01
27- 2	168-84714-00	4-25	170-16340-00	18-17	171-23163-01
27- 4	168-84721-00	4-26	170-16343-00	22- 5	171-24830-00
27- 4A	168-84721-60	4-20	170-16348-00	24-40	171-25371-00
27- 8	168-84751-00-35	4- 8	170-16371-01	15-23	171-28100-01
16- 7	169-22143-00	5- 0-1	170-17401-00	17-25	172-27412-00-33
18-46	169-23421-00	5- 0-2	170-17402-00	17-29	172-27416-00
18-47	169-23422-00	5- 1	170-17411-00	17-34	172-27430-00
24-14	169-25351-00	9- 1	170-17811-00	15-31	174-21746-00
24-38	169-25382-00	7-12	170-18111-01	21-18	174-21776-00
19-36	169-26290-00	7- 1	170-18125-00	18-40	174-23443-00
17-12	169-27211-00	7-11	170-18132-00	20-13	174-24312-00
17-18	169-27217-00	6- 0-1	170-18300-00	23-39	174-25163-00
17-41	169-27431-00	6- 1	170-18351-00	23-42	174-25164-00
14- 4	169-81121-22	15- 2	170-21610-00	23-40	174-25165-00
14- 5	169-81122-22	18-68	170-21746-00	23-34	174-25183-00
14-16	169-81126-20	21-10	170-21766-00	15-29	174-28316-00
3- 1	170-11412-00	15-32	170-21786-00	12-31	178-14766-00
3- 4	170-11442-00	17-39	170-27411-00	11-43	183-14197-00
13- 2	170-13175-00	14-17	170-81225-20	21- 2	183-21771-10
13- 6	170-13178-00	14-12	170-81232-20	18-35	183-23411-00
3-34	170-13188-00	28- 2	170-82112-00	18-36	183-23412-00
11- 2	170-14141-28	28- 3	170-82115-00	18-45	183-23419-00
11-39	170-14176-00	28- 4	170-82116-00	23-22	183-25146-00
11-40	170-14177-00	28-23	170-82341-00	29- 4	183-83313-20
11-38	170-14178-00	27- 9	170-84717-00	29- 9	183-83313-20
10- 6	170-14455-00	27-11	170-84753-00	29- 2	183-83332-20
1-31	170-15363-00	12- 1	171-14710-00	29- 7	183-83332-20

NUMERICAL INDEX

Ref No.	Parts No.	Ref No.	Parts No.	Ref No.	Parts No.
29- 3	183-83333-21	26- 8	214-83513-00	19-16	235-83972-00
29- 8	183-83333-21	26- 9	214-83523-00	25- 0-2	235-84301-60
11- 1	193-14142-30	26-12	214-83524-00	25- 0-1	235-84310-00
11-37	193-14486-00	26- 3	214-83536-30	25- 0-3	235-84310-60
15-39	193-21787-60	19- 3	214-83912-01	25- 6	235-84312-60
29- 6	193-83332-20	19- 4	214-83915-00	25-17	235-84312-60
27- 5	193-84724-00	19-11	214-83915-00	25- 5	235-84314-00
25- 8	195-84325-00	25-20	214-84131-61	25-16	235-84314-00
25-21	198-84334-60	25-10	214-84150-60	25- 4	235-84315-00
13- 0-1	204-13101-00	25- 2	214-84153-60	25-15	235-84315-60
13-24	204-13161-00	25-11	214-84157-60	25- 3	235-84320-00
13-25	204-13171-00	25-12	214-84158-60	25-14	235-84320-60
11-22	204-14112-20	12-29	218-14766-10	25- 1	235-84330-60-62
11-22	204-14113-20	12-19	222-14752-30	25- 1	235-84330-60-63
11-18	204-14122-00	12-36	222-14771-30	25- 1	235-84330-60-64
11-26	204-14131-00	16-21	222-22141-00	25- 1	235-84330-60-65
1-30	204-15363-00	19- 0-2	233-82920-00	25- 9	235-84346-00
1-24	024-15419-00	19- 9	233-82921-30	19- 1	236-26111-00
1-25	204-15459-00	19-10	233-83922-31	26-10	237-83523-00
18- 7	204-23127-40	18-60	235-21510-00	1-18	246-11111-00
18-13	204-23142-40	18-61	235-21513-00	1-19	246-11121-00
17-14	204-27212-00	19-17	235-26241-00	1-17	246-11181-00
24-52	206-27238-00	19-20	235-26242-00	1-15	246-11311-00
18-11	211-23191-40	19-21	235-26281-00	1-16	246-11321-00
20- 3	211-24161-00	19-22	235-26282-00	1-14	246-11351-00
28-38	211-83350-20	19-24	235-26311-01	3- 0-1	246-11400-00
11- 6	214-14195-00	19-24	235-26311-11	3-12	246-11511-00
10- 7	214-14455-01	19-24	235-26311-21	3-13	246-11512-00
4-18	214-16119-00	19-29	235-26341-10	3-15	246-11541-00
21- 3	214-21772-00	19-29	235-26341-20	3- 5	246-11651-00
23-21	214-25138-00	19-29	235-26341-30	11- 0-1	246-14101-00
23-12	214-25147-00	28- 1	235-82110-70	11- 0-2	246-14102-00
23-37	214-25182-00	28- 7	235-82122-00	11-15	246-14127-00
19-18	214-26243-00	28-19	235-82510-10	11-25	246-14132-00
19-31	214-26346-00	29- 1	235-83310-20	10- 1	246-14411-00-33
19- 0-1	214-82910-00	26- 1	235-83510-20	10- 2	246-14451-00
19- 2	214-82911-00	26- 1	235-83510-40	10- 5	246-14453-00
26- 4	214-83513-00	26-11	235-83519-00-33	10- 3	246-14461-00

NUMERICAL INDEX

Ref No.	Parts No.	Ref No.	Parts No.	Ref No.	Parts No.
12- 6	246-14611-00	18-20	246-23131-00-62	14- 1	246-81255-20
12- 7	246-14621-00	18-20	246-23131-00-63	28-25	246-82530-00
1-23	246-14651-00	18-20	246-23131-00-64	28-31	246-82590-10
1- 1	246-15110-00	18-20	246-23131-00-65	26- 7	246-83520-00
1- 2	246-15121-00	18- 2	246-23136-00	26- 5	246-83540-00
2-13	246-15363-00	18-10	246-23141-00	26-14	246-83550-00
2- 1	246-15411-00	18-24	246-23340-00-33	26-15	246-83560-00
2- 7	246-15416-00	18-48	246-23423-00	12-16	247-14610-30
2-15	246-15421-00	18-42	246-23428-00	12-17	247-14620-30
2-20	246-15425-00	18-39	246-23435-00	12-27	247-14718-30
4- 1	246-16150-00	20- 1	246-24110-00-01	12-28	247-14728-30
4- 0-1	246-16301-00	20- 1	246-24110-00-02	12-18	247-14753-30
15- 1	246-21110-00-33	20- 1	246-24110-00-03	12-23	247-14781-00
15-18	246-21170-00-33	20- 1	246-24110-00-04	12-24	247-14782-00
15-11	246-21481-00	20-29	246-24171-00	1-32	247-15376-00
15-15	246-21482-00	20-30	246-24172-00	2- 1	247-15411-00
15-24	246-21711-00-01	22- 1	246-24730-00	8- 0-1	247-15610-00
15-24	246-21711-00-02	22- 1-1	246-24731-00	8- 1	247-15611-00
15-24	246-21711-00-04	23- 1	246-25111-00	15- 1	247-21110-00-33
15-24	246-21711-00-05	23-35	246-25118-00	15-35	247-21433-00-33
21-16	246-21713-00	23-11	246-25121-00	18- 0-1	247-23100-40-64
15-25	246-21714-00	23-13	246-25135-00	18- 0-1	247-23100-40-65
21-13	246-21714-00	23-14	246-25149-00	18-16	247-23122-60
21-12	246-21746-00	23-16	246-25151-00	18-16	247-23132-60
21- 1	246-21751-00-01	23-33	246-25156-00	19-27	247-26321-00
21- 1	246-21751-00-02	23-36	246-25181-00	19-28	247-26335-00
21- 1	246-21751-00-04	23-19	246-25333-00	17-17	247-26351-00
21- 1	246-21751-00-05	24-17	246-25333-00	17- 8	247-27311-00-33
21-15	246-21758-00	19-26	246-26312-00	1-21	248-11171-00
18- 0-1	246-23100-00-62	19-27	246-26321-00	1-20	248-11175-00
18- 0-1	246-23100-00-63	19-28	246-26335-00	1-13	248-11361-00
18-22	246-23112-00	19-28	246-26335-10	3-32	248-11601-00
18-19	246-23121-00-62	19-28	246-26335-20	3-32-1	248-11601-10
18-19	246-23121-00-63	17-17	246-26351-00	3-32-2	248-11601-20
18-19	246-23121-00-64	17- 8	246-27311-00-33	3-29	248-11631-00-01
18-19	246-23121-00-65	14- 0-1	246-81200-20	3-29-1	248-11631-10
18- 3	246-23124-00	14- 3	246-81210-20	3-29-2	248-11631-20
18- 1	246-23126-00	14- 2	246-81254-20	3-29	248-11631-00-96
18- 6	246-23127-00				

NUMERICAL INDEX

Ref No.	Parts No.	Ref No.	Parts No.	Ref No.	Parts No.
3-29	248-11631-00-97	12-32	91903-06008	19- 5	92802-06500
3-29	248-11631-00-98	12-30	91903-06010	19-12	92802-06500
3-29	248-11631-00-99	27- 6	92403-06012	17- 5	92802-10500
12- 8	248-14612-30	13- 9	92501-05015	23-30	92803-06100
21- 1	261-21751-00-05	1-33	92501-06008	23-41	92803-06300
11-27	802-14158-00	2-19	92501-06015	15- 9	92803-10700
11-29	802-14161-00	9-17	92501-06015	9-16	92901-04100
11-30	802-14169-00	28-17	92501-06015	11-12	92901-04100
11-35	802-14173-00	28-10	92501-06018	4-11	92901-05100
11-34	802-14174-00	1-26	92501-06020	12- 5	92901-05100
11-36	802-14175-00	28-15	92501-06020	13-12	92901-05100
25-22	802-84126-00	1- 4	92501-06025	28-21	92901-05100
7-14	91101-06020	2- 8	92501-06025	1-12	92901-05400
28-34	91201-06012	6-23	92501-06025	1-34	92901-06100
15-36	91201-06015	2- 6	92501-06030	6-22	92901-06100
6-20	91201-06018	6-27	92501-06030	6-26	92901-06100
17-23	91201-06020	20-21	92501-06035	7-13	92901-06100
18-62	91203-06010	1- 8	92501-06040	12-21	92901-06100
19- 7	91203-06020	2- 5	92501-06040	15-37	92901-06100
19-14	91203-06020	2-18	92501-06040	16-12	92901-06100
24-20	91203-06025	1- 6	92501-06055	18-64	92901-06100
23-29	91203-06030	2-16	92501-06055	19- 8	92901-06100
22- 3	91203-10035	1- 5	92501-06060	19-15	92901-06100
22- 6	91203-10055	2- 4	92501-06080	20-10	92901-06100
17-22	91401-20012	2-17	92501-06090	23-31	92901-06100
19-35	91401-20012	2- 3	92501-06095	27- 7	92901-06100
19- 6	91401-12015	1- 7	92501-06105	27-14	92901-06100
19-13	91401-12015	27- 6	92503-06012	28-11	92901-06100
13-16	91401-12018	16-11	92503-06018	28-18	92901-06100
24-46	91401-20015	16-10	92503-06045	28-35	92901-06100
9- 5	91401-30020	20-11	92801-06100	6-25	92901-06200
23-38	91401-30028	27-15	92801-06100	12-22	92901-06200
17-38	91401-40030	18-63	92801-06200	15-38	92901-06200
11-41	91402-12006	6-21	92801-06300	23-32	92901-06200
17- 6	91402-20022	17-24	92801-06300	12-13	92901-08100
6-24	91800-02015	12-35	92801-08100	12-15	92901-08100
1-35	91810-03018	15-14	92801-10100	12-38	92901-08100
1- 3	91810-08025	17-43	92801-10300	14-29	92901-08100

NUMERICAL INDEX

Ref No.	Parts No.	Ref No.	Parts No.	Ref No.	Parts No.
15- 4	92901-08100	25-27	92903-08200	23-15	93410-22014
15-16	92901-08100	13-14	93101-10001	5-28	93410-25002
15-20	92901-08100	13- 5	93101-10002	5-25	93410-25010
18-29	92901-08100	7-10	93101-12004	5-10	93420-25002
18-50	92901-08100	4-24	93101-25030	5-36	93420-40005
18-54	92901-08100	23-10	93102-22014	24-31	93420-52014
18-56	92901-08100	5-39	93102-30025	3-11	93420-62017
18-67	92901-08100	24-32	93102-32037	3-23	93420-62017
24-45	92901-08100	3-22	93103-20004	6- 6	93430-08006
25-29	92901-08100	3-24	93103-35015	6-36	93430-08006
29-12	92901-08100	23-24	93104-07003	8-23	93430-08006
15- 5	92901-08200	9- 9	93104-15010	7- 5	93430-10015
15-21	92901-08200	9- 9	93104-15010	8-13	93440-20002
24-44	92901-08200	8- 9	93104-20007	5-21	93440-25008
24-49	92901-08200	24-10	93104-25008	5-14	93450-47011
13- 7	92901-08400	23-20	93105-53013	18-33	93501-04004
15-13	92901-10100	2-26	93210-13016	8-18	93505-16006
17-44	92901-10100	23-25	93210-14104	13-17	93505-32002
18-26	92901-10100	3-25	93210-25071	6-16	93513-32008
22- 4	92901-10100	2-14	93210-26033	1-22	93602-10061
17-45	92901-10200	24-11	93210-55051	4-23	93603-14026
17-32	92901-12100	4- 2	93211-18072	13- 3	93603-22028
17-37	92901-12100	5-13	93306-00501	1-29	93604-14012
25-13	92901-12300	5-16	93306-00503	1-37	93604-14012
3-27	92901-16100	5-35	93306-20303	9-15	93604-14014
14-10	92902-03100	24-30	93306-20503	3-14	93604-18058
14- 7	92902-04100	3-10	93306-20601	16- 8	93700-06001
14-14	92902-04100	23- 8	93306-30201	23- 4	94130-18038
14-18	92902-04100	23- 9	93306-30203	23- 4	94130-18039
14-22	92902-04100	24- 9	93306-30303	24- 4	94132-18072
14-25	92902-04100	3-20	93306-30501	24- 4	94135-18050
14- 6	92902-04200	5-37	93306-30502	23- 5	94230-18012
14-13	92902-04200	3-17	93310-21607	24- 5	94232-18020
14-24	92902-04200	3- 7	93310-42435	24- 5	94235-18022
25-24	92902-04200	5- 9	93311-21704	23- 6	94330-18010
14-27	92902-05100	4-21	93316-00301	24- 6	94332-18016
17- 4	92902-10200	4-16	93341-23504	24- 6	94335-18018
12-25	92903-08100	5- 8	93410-17008	23- 3	94416-18013

NUMERICAL INDEX

Ref No.	Parts No.	Ref No.	Parts No.	Ref No.	Parts No.
24- 3	94418-18026	25-28	98801-08100		
24-50	94505-25092	24-43	98801-08200		
24-50-1	94605-25001	4-27	98801-08300		
28-24	94700-00004	13- 8	98801-08300		
17-31	97101-12040	17-30	98801-08300		
18-49	97201-08012	24-39	98801-08300		
18-66	97201-08012	24-42	98801-08300		
15- 3	97201-08015	29-11	98801-08300		
15-19	97201-08015	17-33	98801-12300		
25-26	97201-08025	17-36	98801-12300		
18-28	97201-08030	11-11	98502-04015		
12-37	97203-08015	25-18	98502-05012		
12-25	97203-08018	12- 4	98802-05100		
18-53	97203-08035	25-19	98802-05200		
8- 7	97203-08040	17-11	98802-08300		
18-55	97203-08055	12-12	98803-08100		
20-20	98501-03006	12-34	98803-08100		
20-27	98501-03006	18-57	98803-08200		
9-14	98501-04008	18-41	98803-16200		
13-22	98501-04008				
20- 4	98501-04008				
28-20	98501-05008				
2-11	98501-05010				
1-11	98501-05012				
2-12	98501-05018				
19-23	98501-05018				
14-11	98502-03005				
14-23	98502-04005				
14-26	98502-04005				
14- 8	98502-04008				
14-15	98502-04008				
14-19	98502-04008				
6-13	98701-04012				
13-13	98801-05200				
12-14	98801-08100				
15-17	98801-08100				
15-22	98801-08100				
24-48	98801-08100				



YAMAHA MOTOR CO., LTD.

PRINTED IN JAPAN